MLS CUP PLAYOFFS ★ 2012

TABLE OF CONTENTS


- 2012 MLS CUP PLAYOFFS SCHEDULE 2
- RULES OF COMPETITION 3
- MLS CUP PLAYOFFS HISTORY 6
- 2012 MLS SEASON NOTES 16
- TEAM-BY-TEAM GUIDES
  - CHICAGO FIRE 20
  - D.C. UNITED 32
  - HOUSTON DYNAMO 44
  - SPORTING KANSAS CITY 56
  - LA GALAXY 68
  - NEW YORK RED BULLS 80
  - REAL SALT LAKE 92
  - SAN JOSE EARTHQUAKES 104
  - SEATTLE SOUNDERS FC 116
  - VANCOUVER WHITECAPS FC 128
- MLS CUP PLAYOFFS ALL-TIME STATISTICS 138
- 2012 YEAR-IN-REVIEW 146
  - 2011 REGULAR SEASON STATISTICS 153
- ALL-TIME MLS LEADERS 167
- 2012 NON-PLAYOFF TEAMS STATISTICS 172


**MLS STATISTICS KEY**

FIELD PLAYER LEGEND

GP = Games Played; GS = Games Started; MIN = Minutes Played; G = Goals; A = Assists; SHT = Total Shots; SOG = Shots On Goal; FC = Fouls Committed; FS = Fouls Suffered; OFF = Times Offside; CK = Corner Kicks; C = Cautions; E = Ejections; * = indicates individual played for other team(s); FW = Forward; MF = Midfielder; DF = Defender; GK = Goalkeeper; SKG = Penalty Kick Shootout Goals; SKA = Penalty Kick Shootout Attempts;

GOALKEEPER STATISTICS LEGEND

SHTS = Shots Faced; SVS = Saves; GA = Goals Allowed; GAA = Goals Against Average (goals allowed per 90 minutes); PG = Penalty Kick Goals Allowed; PA = Penalty Kick Attempts Faced; SKG = Penalty Kick Shootout Goals; SKA = Penalty Kick Shootout Attempts; W = Goalkeeper Wins; L = Goalkeeper Losses; T = Goalkeeper Ties; SO = Shutouts; OT Record = Record in Overtime Games

# ROAD TO MLS CUP 2012

## KNOCKOUT ROUND

***E#4 CHICAGO FIRE v E#5 HOUSTON DYNAMO***

Wed., Oct. 31 – Toyota Park, Bridgeview, Ill. (8 p.m. CT; ESPN2/Deportes; TSN2/RDS2)

**CHICAGO FIRE** ☐ v ☐ **HOUSTON DYNAMO**

***W#4 LA GALAXY v W#5 VANCOUVER WHITECAPS FC***

Thurs., Nov. 1 – The Home Depot Center, Carson, Calif. (7:30 p.m. PT; NBC SN; TSN/RDS2; UDN)

**LA GALAXY** ☐ v ☐ **VANCOUVER WHITECAPS FC**

## WESTERN CONFERENCE SEMIFINALS

***#2 REAL SALT LAKE v #3 SEATTLE SOUNDERS FC***

Fri., Nov. 2 – CenturyLink Field, Seattle, Wash. (7 p.m. PT; NBC SN)

**SEATTLE SOUNDERS FC** ☐ v ☐ **REAL SALT LAKE**

Thurs., Nov. 8 – Rio Tinto Stadium, Sandy, Utah (7:30 p.m. MT; ESPN2/Deportes or MLS Live/UDN; TSN2/RDS2)

**REAL SALT LAKE** ☐ v ☐ **SEATTLE SOUNDERS FC**

***#1 SAN JOSE EARTHQUAKES v LA/VANCOUVER***

Sun., Nov. 4 – (6 p.m. PT (LA) or 7:30 p.m. PT (Vancouver); ESPN; ESPN Deportes; TSN2/RDS2)

_____ ☐ v ☐ **SAN JOSE EARTHQUAKES**

Wed., Nov. 7 – Buck Shaw Stadium, Santa Clara, Calif. (TBD)

**SAN JOSE EARTHQUAKES** ☐ v ☐ _____

## EASTERN CONFERENCE SEMIFINALS

***#2 D.C. UNITED v #3 NEW YORK RED BULLS***

Sun., Nov. 3 – Red Bull Arena, Harrison, N.J. (8 p.m. ET; NBC SN)

**NEW YORK RED BULLS** ☐ v ☐ **D.C. UNITED**

Wed., Nov. 7 – RFK Memorial Stadium, Washington, D.C. (8 p.m. ET; NBC SN; TSN2/RDS2)

**D.C. UNITED** ☐ v ☐ **NEW YORK RED BULLS**

***#1 SPORTING KANSAS CITY v CHICAGO/HOUSTON***

Sun., Nov. 4 (3:30 p.m. CT; NBC)

_____ ☐ v ☐ **SPORTING KANSAS CITY**

Wed., Nov. 7 – Livestrong Sporting Park, Kansas City, Kan. (8 p.m. CT; MLS Live/Direct Kick)

**SPORTING KANSAS CITY** ☐ v ☐ _____

## WESTERN CONFERENCE CHAMPIONSHIP

Sun., Nov. 11 (6 p.m. PT; ESPN/Deportes; TSN2/RDS2) [if at Seattle: Mon. Nov. 12, 5 p.m. PT] – *at lower seed*

_____ ☐ v ☐ _____

Sat. Nov. 17 or Sun., Nov. 18 (TBD) – *at higher seed*

_____ ☐ v ☐ _____

## EASTERN CONFERENCE CHAMPIONSHIP

Sat., Nov. 10 (3:30 p.m. ET; NBC) – *at lower seed*

_____ ☐ v ☐ _____

Sat. Nov. 17 or Sun., Nov. 18 (TBD) – *at higher seed*

_____ ☐ v ☐ _____

## MLS CUP 2012

Sat., Dec. 1 (4:30 p.m. ET; ESPN; TeleFutura; TSN; RDS) – *hosted by finalist with best regular season record*

_____ ☐ v ☐ _____

# RULES OF COMPETITION

The following competition guidelines will be in effect for the entirety of the 2012 MLS Cup Playoffs.

**ALL PLAYOFF MATCHES**

- Unlike the Regular Season, all playoff matches will be played in their entirety. If a match is cancelled prior to its completion, regardless of the score, the match will be resumed from the moment it was stopped.

- Complete details related to match delays and cancellations is attached.

**KNOCKOUT ROUND MATCHES (4 v 5)**

- If the score is tied at the end of regulation (90 minutes), then an additional 30 minutes (consisting of two 15-minute halves) will be played in its entirety.

    - If the score is still tied at the end of the additional 30 minutes, then the match will be decided by kicks from the penalty mark (in accordance with FIFA regulations).

**CONFERENCE SEMI-FINALS (HOME and AWAY SERIES)**

- If the score of the first match is tied at the end of regulation (90 minutes), then the match will end in a tie with no overtime being played.

- Should there be a split in the results of the two matches at the end of regulation of the second match (i.e., each team records one win and one loss apiece), then the team that has scored the most goals over the course of the two matches will advance to the Conference Championship.

    - There is no away goals weighted advantage.

- Should there be a split in the results of the two matches (i.e., each team records one win and one loss apiece or there are two draws) **AND** an equal number of aggregate goals is scored by each team at the end of regulation of the second match, then an additional 30 minutes (consisting of two 15-minute halves) will be played in its entirety.

    - If the score is still tied at the end of the additional 30 minutes, then the match will be decided by kicks from the penalty mark (in accordance with FIFA regulations).

**CONFERENCE CHAMPIONSHIP (HOME and AWAY SERIES)**

- **SAME RULES AS SEMI-FINALS; SEE SECTION ABOVE**

## MLS CUP

- If the score of MLS Cup is tied at the end of regulation (90 minutes), then an additional 30 minutes (consisting of two 15-minute halves) will be played in its entirety.

    - If the score is still tied at the end of the additional 30 minutes, then the match will be decided by kicks from the penalty mark (in accordance with FIFA regulations).

- MLS Cup will be hosted by the participant that amassed the most points in the Regular Season. The hosting Club will be accorded all normal advantages associated with home field including locker room, bench position and uniform priority. However, the match will be operated by League Office staff and its designees.

    - If both participating Clubs amassed the same point total in the Regular Season, then normal playoff tie-breakers will be used to determine the host.

- All matters related to the playing surface will remain consistent with how they were managed in the Regular Season. That is, items such as field size, grass cut, grass length and grass watering will all be done as was verified by the League Office prior to the start of the season.

## EXTRA TIME (ADDITIONAL 30 MINUTES)

- Throughout the Playoffs and MLS Cup, all extra time periods will be played in two equal halves with change of ends at intermission. Extra time will begin approximately three (3) minutes after regulation. Teams will have approximately one minute to switch ends at intermission.

- A toss of the coin will occur at the end of regulation and the team that wins the toss decides which goal it will attack in the first 15-minute interval.

## SUBSTITUTIONS and PENALTY KICKS

- Substitutions will be conducted according to the same rules employed during the Regular Season. No additional substitutions over and above the regular three (3) substitutes per match will be permitted in any 30-minute series tiebreaker or kicks from the penalty mark. Once a player leaves the field having been substituted, he will not be permitted to re-enter throughout the duration of the match including any applicable 30-minute series tiebreaker or kicks from the penalty mark. In the case of a goalkeeper injury during kicks from the penalty mark, please note the following:

    - A goalkeeper who is injured while kicks are being taken from the penalty mark and is unable to continue as a goalkeeper may be replaced by a named substitute provided his team has not used the maximum number of substitutes permitted under the competition rules. With the exception of the foregoing case, only players who are on the field of play at the end of the match, which includes extra time where appropriate, are eligible to take kicks from the penalty mark.

- An equal number of players from each team is required only at the start of kicks from the penalty mark. If a team ends the match having fewer number of players due to a sendoff or injury after all allotted substitutions have been made, the team with the greater number must “reduce to equate”. The captain of the team with the greater number must identify the player(s) to be excluded from participating in kicks from the penalty mark as a means of making equal the number of eligible players on each team.

MLS CUP PLAYOFFS • 2012

**Suspensions for Caution Accumulation**

- Yellow Card accumulation thresholds are re-set entering MLS Cup Playoffs
  - A player who exceeds an accumulation threshold in the last Regular Season game (e.g., 5th, 8th , etc.) **IS ELIGIBLE** for the Playoffs and **IS ELIGIBLE** for the first Regular Season Match of 2012
  - A player who receives a Red Card in his last Regular Season game **IS SUSPENDED** for the next match for which he is eligible including a Playoff Match or the first Regular Season Match of 2012
  - A player sanctioned by the Disciplinary Committee will have any corresponding suspension applied to the next match(es) for which he is eligible including a Playoff Match(es)

- Once the Playoffs begin and up until MLS Cup (when Yellow Card accumulation for P layoffs will be re-set again), a player accumulating TWO (2) Yellow Cards will be suspended for the next match for which he is eligible (with one exception noted below)
  - A player who earns TWO (2) Yellow Cards in any of the following matches **IS SUSPENDED** for his next match: Wild Card, Conference Semi-Final Leg #1, Conference Semi-Final Leg #2
  - EXCEPTION: A player who earns his second Yellow Card in the Conference Final **IS ELIGIBLE** to play in MLS Cup.
    - In other words, Playoff Yellow Card accumulation re-sets entering MLS Cup (or after the Conference Finals).

- A player who earns TWO (2) Yellow Cards in the same match **IS SUSPENDED** for the next match for which he is eligible including MLS Cup
  - Also, in an instance where a player earns TWO (2) Yellow Cards in the same match, his first Yellow Card **WILL NOT COUNT** against his Playoff Yellow Card accumulation (as it normally does in the Regular Season).
    - In other words, if a player earns a Yellow Card in the Wild Card Match and then two Yellow Cards in his Conference Semi-Final #1, that player would be suspended for Conference Semi-Final #2 (due to the Red Card) but he would remain on ONE (1) Yellow Card for his accumulation total. (If his club does not advance, the Red Card suspension would carry to the 2012 Regular Season.)

- A player who earns a STRAIGHT RED CARD in the same game in which he previously has earned his second cumulative Yellow Card **MAY be suspended** for his next TWO (2) Playoff Matches
  - For example, a player earns a Yellow Card in the Wild Card Match. He then earns a Yellow Card (his 2nd cumulatively) in Conference Semi-Final #1 AND a STRAIGHT RED CARD (different from earning a second Yellow Card) in the same match. The player **IS SUSPENDED** for Conference Semi-Final #2 (due to the Red Card) **AND IS SUSPENDED** for the Conference Final (due to Playoff Yellow Card accumulation).
  - However, if a player earns a Yellow Card in Conference Semi-Final #1 and then earns both a Yellow Card (his 2nd cumulatively) in Conference Semi-Final #2 AND a STRAIGHT RED CARD in the same game, then the player **IS SUSPENDED** for the Conference Final (due to the Red Card) but **IS NOT SUSPENDED** for MLS Cup as the Yellow Card accumulation re-sets entering MLS Cup.

- A player who earns a Red Card in any Playoff Match, whether a straight Red Card or Two Yellow Cards, **IS SUSPENDED** for his next match (if this occurs in MLS Cup, then the suspension carries over to the first Regular Season Match of 2012).
- A player sanctioned by the Disciplinary Committee will have any corresponding suspension applied to the next match(es) for which he is eligible including a Playoff Match(es) and MLS Cup.

## 2011 MAJOR LEAGUE SOCCER PLAYOFF RESULTS

### WILD CARD MATCHES

FC Dallas (WC1) vs. New York Red Bulls (WC4)

| | | | |
|---|---|---|---|
| Oct. 26 | New York at Dallas | 2-0 | 10,017 |

Colorado Rapids (WC2) vs. Columbus Crew (WC3)

| | | | |
|---|---|---|---|
| Oct. 27 | Columbus at Colorado | 0-1 | 7,803 |

### EASTERN CONFERENCE SEMIFINALS

Sporting Kansas City (1E) vs. Colorado Rapids (4E)

| | | | |
|---|---|---|---|
| Oct. 30 | Kansas City at Colorado | 2-0 | 8,601 |
| Nov. 2 | Colorado at Kansas City | 0-2 | 18,565 |

*(Sporting Kansas City win on aggregate 4-0)*

Houston Dynamo (2E) vs. Philadelphia Union (3E)

| | | | |
|---|---|---|---|
| Oct. 30 | Houston at Philadelphia | 2-1 | 18,539 |
| Nov. 6 | Philadelphia at Houston | 0-1 | 24,479 |

*(Houston Dynamo win on aggregate 3-1)*

### WESTERN CONFERENCE SEMIFINALS

LA Galaxy (1W) vs. New York Red Bulls (4W)

| | | | |
|---|---|---|---|
| Oct. 30 | LA at New York | 1-0 | 22,663 |
| Nov. 3 | New York at LA | 1-2 | 20,000 |

*(LA Galaxy win on aggregate 3-1)*

Seattle Sounders FC (2W) vs. Real Salt Lake (3W)

| | | | |
|---|---|---|---|
| Oct. 30 | Seattle at Real Salt Lake | 0-3 | 17,067 |
| Nov. 2 | Real Salt Lake at Seattle | 0-2 | 36,021 |

*(Real Salt Lake win on aggregate 3-2)*

### EASTERN CONFERENCE CHAMPIONSHIP

| | | | |
|---|---|---|---|
| Nov. 6 | Houston at Kansas City | 2-0 | 20,839 |

### WESTERN CONFERENCE CHAMPIONSHIP

| | | | |
|---|---|---|---|
| Nov. 6 | Real Salt Lake at LA | 1-3 | 23,437 |

### MLS CUP 2011

The Home Depot Center – Carson, Calif.

| | | | |
|---|---|---|---|
| Nov. 20 | LA Galaxy vs. Houston | 1-0 | 30,281 |

## 2010 MAJOR LEAGUE SOCCER PLAYOFF RESULTS

### EASTERN CONFERENCE SEMIFINALS

New York Red Bulls (1E) vs. San Jose Earthquakes (4E)

| | | | |
|---|---|---|---|
| Oct. 30 | New York at San Jose | 1-0 | 10,525 |
| Nov. 4 | San Jose at New York | 3-1 | 22,839 |

*(San Jose Earthquakes win on aggregate 3-2)*

Columbus Crew (2E) vs. Colorado Rapids (3E)

| | | | |
|---|---|---|---|
| Oct. 28 | Columbus at Colorado | 0-1 | 11,872 |
| Nov. 6 | Colorado at Columbus | 1-2 | 10,322 |

*(aggregate 4-2; Rapids win 5-4 on penalty kicks)*

### WESTERN CONFERENCE SEMIFINALS

Los Angeles Galaxy (1W) vs. Seattle Sounders FC (4W)

| | | | |
|---|---|---|---|
| Oct. 31 | Los Angeles at Seattle | 1-0 | 35,521 |
| Nov. 7 | Seattle at Los Angeles | 1-2 | 27,000 |

*(Los Angeles Galaxy win on aggregate 3-1)*

Real Salt Lake (2W) vs. FC Dallas (3W)

| | | | |
|---|---|---|---|
| Oct. 30 | Real Salt Lake at Dallas | 1-2 | 11,003 |
| Nov. 6 | Dallas at Real Salt Lake | 1-1 | 19,324 |

*(FC Dallas win on aggregate 2-1)*

### EASTERN CONFERENCE CHAMPIONSHIP

| | | | |
|---|---|---|---|
| Nov. 14 | Dallas at Los Angeles | 3-0 | 27,000 |

### WESTERN CONFERENCE CHAMPIONSHIP

| | | | |
|---|---|---|---|
| Nov. 13 | San Jose at Colorado | 1-0 | 17,779 |

### MLS CUP 2010

BMO Field – Toronto, Ont., Canada

| | | | |
|---|---|---|---|
| Nov. 21 | Colorado vs. Dallas | 2-1(OT) | 21,700 |

## 2009 MAJOR LEAGUE SOCCER PLAYOFF RESULTS

### EASTERN CONFERENCE SEMIFINALS

Columbus Crew (1E) vs. Real Salt Lake (4E)

| | | | |
|---|---|---|---|
| Oct. 31 | Columbus at Real Salt Lake | 0-1 | 11,499 |
| Nov. 5 | Real Salt Lake at Columbus | 3-2 | 10,109 |

*(Real Salt Lake win on aggregate 4-2)*

Chicago Fire (2E) vs. New England Revolution (3E)

| | | | |
|---|---|---|---|
| Nov. 1 | Chicago at New England | 1-2 | 7,416 |
| Nov. 7 | New England at Chicago | 0-2 | 21,528 |

*(Chicago Fire win on aggregate 3-2)*

### WESTERN CONFERENCE SEMIFINALS

Los Angeles Galaxy (1W) vs. Chivas USA (4W)

| | | | |
|---|---|---|---|
| Nov. 1 | Los Angeles at Chivas USA | 2-2 | 25,128 |
| Nov. 8 | Chivas USA at Los Angeles | 0-1 | 27,000 |

*(Los Angeles Galaxy win on aggregate 3-2)*

Houston Dynamo (2W) vs. Seattle Sounders FC (3W)

| | | | |
|---|---|---|---|
| Oct. 29 | Houston at Seattle | 0-0 | 35,807 |
| Nov. 8 | Seattle at Houston | 0-1 (OT) | 27,465 |

*(Houston Dynamo win on aggregate 1-0)*

### EASTERN CONFERENCE CHAMPIONSHIP

| | | | |
|---|---|---|---|
| Nov. 14 | Real Salt Lake at Chicago | 0-0 (OT) | 21,723 |

*(Real win 5-4 on penalty kicks)*

### WESTERN CONFERENCE CHAMPIONSHIP

| | | | |
|---|---|---|---|
| Nov. 13 | Houston at Los Angeles | 0-2 (OT) | 25,373 |

### MLS CUP 2009

Qwest Field – Seattle, Wash.

| | | | |
|---|---|---|---|
| Nov. 22 | Real Salt Lake vs. LA Galaxy | 1-1(OT) | 46,011 |

*Real Salt Lake win 5-4 on penalty kicks*

## 2008 MAJOR LEAGUE SOCCER PLAYOFF RESULTS

### EASTERN CONFERENCE SEMIFINALS

Columbus Crew (1E) vs. Kansas City Wizards (4E)

| | | | |
|---|---|---|---|
| Nov. 1 | Columbus at Kansas City | 1-1 | 10,385 |
| Nov. 8 | Kansas City at Columbus | 0-2 | 11,153 |

*(Columbus Crew win on aggregate 3-1)*

Chicago Fire (2E) vs. New England Revolution (3E)

| | | | |
|---|---|---|---|
| Oct. 30 | Chicago at New England | 0-0 | 5,221 |
| Nov. 6 | New England at Chicago | 0-3 | 17,312 |

*(Chicago Fire win on aggregate 3-0)*

### WESTERN CONFERENCE SEMIFINALS

Houston Dynamo (1W) vs. New York Red Bulls (4W)

| | | | |
|---|---|---|---|
| Nov. 1 | Houston at New York | 1-1 | 11,578 |
| Nov. 9 | New York at Houston | 3-0 | 30,053 |

*(New York Red Bulls win on aggregate 4-1)*

Chivas USA (2W) vs. Real Salt Lake (3W)

| | | | |
|---|---|---|---|
| Nov. 1 | Chivas USA at Real Salt Lake | 0-1 | 14,791 |
| Nov. 8 | Real Salt Lake at Chivas USA | 2-2 | 19,265 |

*(Real Salt Lake win on aggregate 3-2)*

### EASTERN CONFERENCE CHAMPIONSHIP

| | | | |
|---|---|---|---|
| Nov. 13 | Chicago at Columbus | 1-2 | 14,688 |

### WESTERN CONFERENCE CHAMPIONSHIP

| | | | |
|---|---|---|---|
| Nov. 15 | New York at Real Salt Lake | 1-0 | 20,008 |

### MLS CUP 2008

The Home Depot Center – Carson, Calif.

| | | | |
|---|---|---|---|
| Nov. 23 | Columbus vs. New York | 3-1 | 27,000 |

## 2007 MAJOR LEAGUE SOCCER PLAYOFF RESULTS

### EASTERN CONFERENCE SEMIFINALS

D.C. United (1E) vs. Chicago Fire (4E)

| | | | |
|---|---|---|---|
| Oct. 25 | D.C. United at Chicago | 0-1 | 17,834 |
| Nov. 1 | Chicago at D.C. United | 2-2 | 19,438 |

*(Chicago Fire win on aggregate 3-2)*

New England Revolution (2E) vs. New York Red Bulls (3E)

| | | | |
|---|---|---|---|
| Oct. 27 | New England at New York | 0-0 | 14,165 |
| Nov. 3 | New York at New England | 0-1 | 10,116 |

*(New England Revolution win on aggregate 1-0)*

### WESTERN CONFERENCE SEMIFINALS

Chivas USA (1W) vs. Kansas City Wizards (5E)

| | | | |
|---|---|---|---|
| Oct. 27 | Chivas USA at Kansas City | 0-1 | 12,442 |
| Nov. 3 | Kansas City at Chivas USA | 0-0 | 19,711 |

*(Kansas City Wizards win on aggregate 1-0)*

Houston Dynamo (2W) vs. FC Dallas (3W)

| | | | |
|---|---|---|---|
| Oct. 27 | Houston at FC Dallas | 0-1 | 12,537 |
| Nov. 2 | FC Dallas at Houston | 1-4 (OT) | 30,088 |

*(Houston Dynamo win on aggregate 4-2)*

### EASTERN CONFERENCE CHAMPIONSHIP

| | | | |
|---|---|---|---|
| Nov. 8 | Chicago at New England | 0-1 | 10,317 |

### WESTERN CONFERENCE CHAMPIONSHIP

| | | | |
|---|---|---|---|
| Nov. 10 | Kansas City at Houston | 0-2 | 30,972 |

### MLS CUP 2007

RFK Memorial Stadium – Washington, D.C.

| | | | |
|---|---|---|---|
| Nov. 18 | Houston vs. New England | 2-1 | 39,859 |

## 2006 MAJOR LEAGUE SOCCER PLAYOFF RESULTS

### EASTERN CONFERENCE SEMIFINALS

D.C. United (1E) vs. New York Red Bulls (4E)

| | | | |
|---|---|---|---|
| Oct. 21 | D.C. United at New York | 1-0 | 8,630 |
| Oct. 29 | New York at D.C. United | 1-1 | 21,455 |

*(D.C. United win on aggregate 2-1)*

New England Revolution (2E) vs. Chicago Fire (3E)

| | | | |
|---|---|---|---|
| Oct. 22 | New England at Chicago | 0-1 | 10,217 |
| Oct. 28 | Chicago at New England | 1-2 (OT) | 9,372 |

*(aggregate 2-2; Revolution win on penalty kicks 4-2)*

### WESTERN CONFERENCE SEMIFINALS

FC Dallas (1W) vs. Colorado Rapids (4W)

| | | | |
|---|---|---|---|
| Oct. 21 | FC Dallas at Colorado | 2-1 | 4,176 |
| Oct. 28 | Colorado at FC Dallas | 3-2 (OT) | 15,486 |

*(aggregate 4-4; Rapids win on penalty kicks 5-4)*

Houston Dynamo (2W) vs. Chivas USA (3W)

| | | | |
|---|---|---|---|
| Oct. 22 | Houston at Chivas USA | 1-2 | 15,110 |
| Oct. 29 | Chivas USA at Houston | 0-2 | 17,440 |

*(Dynamo win on aggregate 3-2)*

### EASTERN CONFERENCE CHAMPIONSHIP

| | | | |
|---|---|---|---|
| Nov. 5 | New England at D.C. United | 1-0 | 19,552 |

### WESTERN CONFERENCE CHAMPIONSHIP

| | | | |
|---|---|---|---|
| Nov. 5 | Colorado at Houston | 1-3 | 23,107 |

### MLS CUP 2006

Pizza Hut Park – Frisco, Texas

| | | | |
|---|---|---|---|
| Nov. 12 | Houston vs. New England | 1-1 | 22,427 |

*Houston Dynamo win on penalty kicks 4-3*

## 2005 MAJOR LEAGUE SOCCER PLAYOFF RESULTS

**EASTERN CONFERENCE SEMIFINALS**

New England Revolution (1E) vs. MetroStars (4E)

| | | | |
|---|---|---|---|
| Oct. 22 | New England at MetroStars | 0-1 | 10,003 |
| Oct. 29 | MetroStars at New England | 1-3 | 9,581 |

*(Revolution win on aggregate 3-2)*

D.C. United (2E) vs. Chicago Fire (3E)

| | | | |
|---|---|---|---|
| Oct. 21 | D.C. United at Chicago Fire | 0-0 | 11,463 |
| Oct. 30 | Chicago Fire at D.C. United | 4-0 | 20,089 |

*(Fire win on aggregate 4-0)*

**WESTERN CONFERENCE SEMIFINALS**

S.J. Earthquakes (1W) vs. L.A. Galaxy (4W)

| | | | |
|---|---|---|---|
| Oct. 23 | San Jose at Los Angeles | 1-3 | 17,466 |
| Oct. 29 | Los Angeles at San Jose | 1-1 | 17,824 |

*(Galaxy win on aggregate 4-2)*

FC Dallas (2W) vs. Colorado Rapids (3W)

| | | | |
|---|---|---|---|
| Oct. 22 | FC Dallas at Colorado | 0-0 | 9,625 |
| Oct. 29 | Colorado at FC Dallas | 2-2 | 10,104 |

*(aggregate 2-2; Rapids win on penalty kicks 5-4)*

**EASTERN CONFERENCE CHAMPIONSHIP**

| | | | |
|---|---|---|---|
| Nov. 6 | Chicago at New England | 0-1 | 18,118 |

**WESTERN CONFERENCE CHAMPIONSHIP**

| | | | |
|---|---|---|---|
| Nov. 5 | Los Angeles at Colorado | 2-0 | 12,789 |

**MLS CUP 2005**

Pizza Hut Park – Frisco, Texas

| | | | |
|---|---|---|---|
| Nov. 13 | Los Angeles vs. New England | 1-0 | 21,193 |

## 2004 MAJOR LEAGUE SOCCER PLAYOFF RESULTS

**EASTERN CONFERENCE SEMIFINALS**

Columbus Crew (1E) vs. New England Revolution (4E)

| | | | |
|---|---|---|---|
| Oct. 23 | Columbus at New England | 0-1 | 5,679 |
| Oct. 31 | New England at Columbus | 1-1 | 15,224 |

*(Revolution win on aggregate 2-1)*

D.C. United (2E) vs. MetroStars (3E)

| | | | |
|---|---|---|---|
| Oct. 23 | D.C. United at MetroStars | 2-0 | 11,161 |
| Oct. 30 | MetroStars at D.C. United | 0-2 | 15,763 |

*(United win on aggregate 4-0)*

**WESTERN CONFERENCE SEMIFINALS**

K.C. Wizards (1W) vs S.J. Earthquakes (4W)

| | | | |
|---|---|---|---|
| Oct. 24 | Kansas City at San Jose | 0-2 | 8,659 |
| Oct. 30 | San Jose at Kansas City | 0-3 | 10,022 |

*(Wizards win on aggregate 3-2)*

Los Angeles Galaxy (2W) vs. Colorado Rapids (3W)

| | | | |
|---|---|---|---|
| Oct. 22 | Los Angeles at Colorado | 0-1 | 8,028 |
| Oct. 30 | Colorado at Los Angeles | 0-2 | 20,026 |

*(Galaxy win on aggregate 2-1)*

**EASTERN CONFERENCE CHAMPIONSHIP**

| | | | |
|---|---|---|---|
| Nov. 6 | New England at D.C. United | 3-3 (aet) | 21,101 |

*United win 4-3 on penalty kicks*

**WESTERN CONFERENCE CHAMPIONSHIP**

| | | | |
|---|---|---|---|
| Nov. 5 | Los Angeles at Kansas City | 0-2 | 11,931 |

**MLS CUP 2004**

The Home Depot Center – Carson, Calif.

| | | | |
|---|---|---|---|
| Nov. 14 | D.C. United vs. Kansas City | 3-2 | 25,797 |

## 2003 MAJOR LEAGUE SOCCER PLAYOFF RESULTS

### WESTERN CONFERENCE SEMIFINALS

S.J. Earthquakes (1W) vs. L.A. Galaxy (4W)

| | | | |
|---|---|---|---|
| Nov. 1 | San Jose at Los Angeles | 0-2 | 20,201 |
| Nov. 9 | Los Angeles at San Jose | 2-5 (OT) | 14,145 |

*(Earthquakes win on aggregate 5-4)*

Kansas City Wizards (2W) vs. Colorado Rapids (3W)

| | | | |
|---|---|---|---|
| Nov. 4 | Kansas City at Colorado | 1-1 | 15,202 |
| Nov. 8 | Colorado at Kansas City | 0-2 | 10,712 |

*(Wizards win on aggregate 3-1)*

### EASTERN CONFERENCE SEMIFINALS

Chicago Fire (1E) vs. D.C. United (4E)

| | | | |
|---|---|---|---|
| Nov. 1 | Chicago at D.C. United | 2-0 | 15,202 |
| Nov. 9 | D.C. United at Chicago | 0-2 | 15,312 |

*(Fire win on aggregate 4-0)*

New England Revolution (2E) vs. MetroStars (3E)

| | | | |
|---|---|---|---|
| Nov. 1 | New England at MetroStars | 2-0 | 10,211 |
| Nov. 9 | MetroStars at New England | 1-1 | 14,823 |

*(Revolution win on aggregate 3-1)*

### EASTERN CONFERENCE FINAL

| | | | |
|---|---|---|---|
| Nov. 14 | New England at Chicago | 0-1 (OT) | 14,610 |

### WESTERN CONFERENCE FINAL

| | | | |
|---|---|---|---|
| Nov. 15 | Kansas City at San Jose | 2-3 (OT) | 16,108 |

### MLS CUP 2003

The Home Depot Center – Carson, Calif.

| | | | |
|---|---|---|---|
| Nov. 14 | San Jose vs. Chicago | 4-2 | 27,000 |

## 2002 MAJOR LEAGUE SOCCER PLAYOFF RESULTS

### MLS CUP PLAYOFF QUARTERFINALS

Los Angeles Galaxy (1) vs. Kansas City Wizards (8)

| | | | |
|---|---|---|---|
| Sept. 25 | Kansas City at Los Angeles | 2-3 | 14,585 |
| Sept. 28 | Los Angeles at Kansas City | 1-4 | 9,484 |
| Oct. 2 | Kansas City at Los Angeles | 2-5 | 14,713 |

*(Galaxy win series 6 points to 3)*

New England Revolution (2) vs. Chicago Fire (7)

| | | | |
|---|---|---|---|
| Sept. 26 | Chicago at New England | 0-2 | 6,306 |
| Sept. 29 | New England at Chicago | 1-2 | 9,434 |
| Oct. 2 | Chicago at New England | 0-2 | 6,954 |

*(Revolution win series 6 points to 3)*

San Jose Earthquakes (3) vs. Columbus Crew (6)

| | | | |
|---|---|---|---|
| Sept. 25 | Columbus at San Jose | 2-1 | 8,069 |
| Sept. 28 | San Jose at Columbus | 1-2 | 13,004 |

*(Crew win series 6 points to 0)*

Dallas Burn (4) vs. Colorado Rapids (5)

| | | | |
|---|---|---|---|
| Sept. 25 | Colorado at Dallas | 2-4 | 6,360 |
| Sept. 28 | Dallas at Colorado | 0-1 | 9,637 |
| Oct. 2 | Colorado at Dallas | 1-1 | 8,008 |

*(Series tied 4-4 on points; Colorado wins series tiebreaker after Game Three)*

### MLS CUP PLAYOFF SEMIFINALS

Los Angeles (1) vs. Colorado Rapids (5)

| | | | |
|---|---|---|---|
| Oct. 5 | Colorado at Los Angeles | 0-4 | 24,742 |
| Oct. 9 | Los Angeles at Colorado | 1-0 | 12,367 |

*(Galaxy win series 6 points to 0)*

New England Revolution (2) vs. Columbus Crew (6)

| | | | |
|---|---|---|---|
| Oct. 6 | Columbus at New England | 0-0 | 11,387 |
| Oct. 9 | New England at Columbus | 1-0 | 10,245 |
| Oct. 12 | Columbus at New England | 2-2 | 9,216 |

*(Revolution win series 5 points to 2)*

### MLS CUP 2002

Gillette Stadium – Foxborough, Mass.

| | | | |
|---|---|---|---|
| Oct. 20 | Los Angeles vs. New England | 1-0 (OT) | 61,216 |

## 2001 MAJOR LEAGUE SOCCER PLAYOFF RESULTS

### MLS CUP PLAYOFF QUARTERFINALS

Miami Fusion (No. 1) vs. Kansas City Wizards (No. 8)

| | | | |
|---|---|---|---|
| Sept. 22 | Kansas City at Miami | 0-2 | 6,281 |
| Sept. 26 | Miami at Kansas City | 0-3 | 5,803 |
| Sept. 29 | Kansas City at Miami | 1-2 | 8,119 |

*(Miami wins series 6 points to 3)*

Chicago Fire (No. 2) vs. Dallas Burn (No. 7)

| | | | |
|---|---|---|---|
| Sept. 20 | Dallas at Chicago | 0-2 | 8,314 |
| Sept. 23 | Chicago at Dallas | 1-1 (OT) | 17,149 |
| Sept. 29 | Dallas at Chicago | 0-2 | 12,811 |

*(Chicago wins series 7 points to 1)*

Los Angeles Galaxy (No. 3) vs. MetroStars (No. 6)

| | | | |
|---|---|---|---|
| Sept. 23 | MetroStars at Los Angeles | 1-1 (OT) | 11,580 |
| Sept. 26 | Los Angeles at MetroStars | 1-4 | 12,817 |
| Sept. 29 | MetroStars at Los Angeles | 2-3 | 6,154 |

*(Series tied 4-4 on points; Los Angeles wins series tiebreaker after Game Three)*

Columbus Crew (No. 4) vs. S.J. Earthquakes (No. 5)

| | | | |
|---|---|---|---|
| Sept. 22 | San Jose at Columbus | 3-1 | 20,883 |
| Sept. 26 | Columbus at San Jose | 0-3 | 10,419 |

*(San Jose wins series 6 points to 0)*

### MLS CUP PLAYOFF SEMIFINALS

Chicago Fire (No. 2) vs. Los Angeles Galaxy (No. 3)

| | | | |
|---|---|---|---|
| Oct. 10 | Los Angeles at Chicago | 1-1 (OT) | 10,388 |
| Oct. 13 | Chicago at Los Angeles | 0-1 (OT) | 10,100 |
| Oct. 17 | Los Angeles at Chicago | 2-1 (OT) | 8,320 |

*(Los Angeles wins series 7 points to 1)*

Miami Fusion (No. 1) vs. San Jose (No. 5)

| | | | |
|---|---|---|---|
| Oct. 10 | San Jose at Miami | 0-1 | 9,236 |
| Oct. 14 | Miami at San Jose | 0-4 | 16,119 |
| Oct. 17 | San Jose at Miami | 1-0 (OT) | 11,242 |

*(San Jose wins series 6 points to 3)*

### MLS CUP 2001

Columbus Crew Stadium – Columbus, Ohio

| | | | |
|---|---|---|---|
| Oct. 21 | San Jose vs. Los Angeles | 2-1 (OT) | 21,626 |

## 2000 MAJOR LEAGUE SOCCER PLAYOFF RESULTS

### MLS CUP PLAYOFF QUARTERFINALS

Los Angeles Galaxy vs. Tampa Bay Mutiny

| | | | |
|---|---|---|---|
| Sept. 14 | Los Angeles at Tampa Bay | 1-0 | 5,583 |
| Sept. 20 | Tampa Bay at Los Angeles | 2-5 | 13,851 |

*(Los Angeles wins series 6 points to 0)*

MetroStars vs. Dallas Burn

| | | | |
|---|---|---|---|
| Sept. 15 | Dallas at MetroStars | 1-2 (OT) | 14,868 |
| Sept. 20 | MetroStars at Dallas | 2-1 | 7,555 |

*(MetroStars win series 6 points to 0)*

New England Revolution vs. Chicago Fire

| | | | |
|---|---|---|---|
| Sept. 15 | New England at Chicago | 1-2 | 10,476 |
| Sept. 19 | Chicago at New England | 1-2 | 10,723 |
| Sept. 22 | New England at Chicago | 0-6 | 5,972 |

*(Chicago wins series 6 points to 3)*

Colorado Rapids vs. Kansas City Wizards

| | | | |
|---|---|---|---|
| Sept. 16 | Colorado at Kanas City | 0-1 | 8,682 |
| Sept. 20 | Kansas City at Colorado | 0-0 (OT) | 8,789 |
| Sept. 24 | Colorado at Kansas City | 2-3 | 4,156 |

*(Kansas City wins series 7 points to 1)*

### MLS CUP PLAYOFF SEMIFINALS

Los Angeles Galaxy vs. Kansas City Wizards

| | | | |
|---|---|---|---|
| Sept. 29 | Los Angeles at Kansas City | 0-0 (OT) | 11,815 |
| Oct. 3 | Kansas City at Los Angeles | 1-2 (OT) | 20,849 |
| Oct. 6 | Los Angeles at Kansas City | 5-2 (0-1*) | 8,320 |

(Kansas City wins series 5 points to 4 after overtime tie-breaker*)

**After regulation, both teams were tied in the series at four points each and a 20-minute overtime period which KC won 1-0)*

MetroStars vs. Chicago Fire

| | | | |
|---|---|---|---|
| Sept. 26 | MetroStars at Chicago | 0-3 | 7,141 |
| Sept. 30 | Chicago at MetroStars | 0-2 | 15,476 |
| Oct. 6 | MetroStars at Chicago | 2-3 | 10,133 |

*(Chicago wins series 6 points to 3)*

### MLS CUP 2000

RFK Stadium – Washington, D.C.

| | | | |
|---|---|---|---|
| Oct. 15 | Kansas City vs. Chicago | 1-0 | 39,159 |

## 1999 MAJOR LEAGUE SOCCER PLAYOFF RESULTS

### EASTERN CONFERENCE SEMIFINALS

D.C. United vs. Miami Fusion

| | | | |
|---|---|---|---|
| Oct. 16 | Miami at D.C. United | 0-2 | 18,011 |
| Oct. 24 | D.C. United at Miami | 0-0 (SO 3-2) | 8,446 |

*(D.C. United win series 2 games to 0)*

Tampa Bay Mutiny at Columbus Crew

| | | | |
|---|---|---|---|
| Sept. 17 | Tampa Bay at Columbus | 0-2 | 9,188 |
| Sept. 22 | Columbus at Tampa Bay | 2-0 | 14,392 |

*(Columbus win series 2 games to 0)*

### WESTERN CONFERENCE SEMIFINALS

Colorado Rapids vs. Los Angeles Galaxy

| | | | |
|---|---|---|---|
| Oct. 17 | Colorado at Los Angeles | 0-3 | 16,307 |
| Oct. 24 | Los Angeles at Colorado | 2-0 | 6,542 |

*(Los Angeles win series 2 games to 1)*

Chicago Fire vs. Dallas Burn

| | | | |
|---|---|---|---|
| Oct. 16 | Chicago at Dallas | 1-2 | 10,980 |
| Oct. 23 | Dallas at Chicago | 0-4 | 13,197 |
| Oct. 27 | Chicago at Dallas | 2-3 | 9,795 |

*(Dallas win series 2 games to 1)*

### EASTERN CONFERENCE FINALS

D.C. United vs. Columbus Crew

| | | | |
|---|---|---|---|
| Oct. 31 | Columbus at D.C. United | 1-2 | 14,529 |
| Nov. 7 | D.C. United at Columbus | 1-5 | 12,778 |
| Nov. 13 | Columbus at D.C. United | 0-4 | 21,451 |

*(D.C. United wins series 2 games to 1)*

### WESTERN CONFERENCE FINALS

Dallas Burn vs. Los Angeles Galaxy

| | | | |
|---|---|---|---|
| Sept. 31 | Dallas at Los Angeles | 1-2 | 17,372 |
| Nov. 7 | Los Angeles at Dallas | 2-2 (3-4 SO) | 13,816 |
| Nov. 11 | Dallas at Los Angeles | 1-3 | 25,703 |

*(Los Angeles win series 2 games to 1)*

### MLS CUP 1999

Foxboro Stadium – Foxborough, Mass.

| | | | |
|---|---|---|---|
| Nov. 21 | D.C. United vs. Los Angeles | 2-0 | 44,910 |

## 1998 MAJOR LEAGUE SOCCER PLAYOFF RESULTS

### EASTERN CONFERENCE SEMIFINALS

Columbus Crew vs. MetroStars

| | | | |
|---|---|---|---|
| Sept. 30 | MetroStars at Columbus | 3-5 | 10,996 |
| Oct. 3 | Columbus at MetroStars | 1-1 (3-2 SO) | 11,686 |

*(Columbus win series 2 games to 0)*

D.C. United vs. Miami Fusion

| | | | |
|---|---|---|---|
| Sept. 30 | Miami at D.C. United | 1-2 | 15,187 |
| Oct. 4 | D.C. United at Miami | 0-0 (3-2 SO) | 13,128 |

*(D.C. United win series 2 games to 0)*

### WESTERN CONFERENCE SEMIFINALS

Colorado Rapids vs. Chicago Fire

| | | | |
|---|---|---|---|
| Oct. 1 | Colorado at Chicago | 1-1 (2-3 SO) | 12,610 |
| Oct. 4 | Chicago at Colorado | 1-0 | 6,582 |

*(Chicago win series 2 games to 0)*

Los Angeles Galaxy vs. Dallas Burn

| | | | |
|---|---|---|---|
| Oct. 1 | Dallas at Los Angeles | 1-6 | 10,047 |
| Oct. 4 | Los Angeles at Dallas | 3-2 | 8,130 |

*(Los Angeles win series 2 games to 0)*

### EASTERN CONFERENCE FINALS

D.C. United vs. Columbus Crew

| | | | |
|---|---|---|---|
| Oct. 11 | Columbus at D.C. United | 0-2 | 17,755 |
| Oct. 18 | D.C. United at Columbus | 2-4 | 13,193 |
| Oct. 21 | Columbus at D.C. United | 0-3 | 21,453 |

*(D.C. United win series 2 games to 1)*

### WESTERN CONFERENCE FINALS

Chicago Fire vs. Los Angeles Galaxy

| | | | |
|---|---|---|---|
| Oct. 10 | Chicago at Los Angeles | 1-0 | 25, 107 |
| Oct. 16 | Los Angeles at Chicago | 1-1 (SO 1-2) | 32,744 |

*(Chicago win series 2 games to 0)*

### MLS CUP 1998

Rose Bowl – Pasadena, Calif.

| | | | |
|---|---|---|---|
| Oct. 25 | Chicago vs. D.C. United | 2-0 | 51,530 |

## 1997 MAJOR LEAGUE SOCCER PLAYOFF RESULTS

### EASTERN CONFERENCE SEMIFINALS

Columbus Crew vs. Tampa Bay Mutiny

| | | | |
|---|---|---|---|
| Oct. 5 | Columbus at Tampa Bay | 2-1 | 8,272 |
| Oct. 8 | Tampa Bay at Columbus | 2-0 | 13,102 |

*(Columbus wins series 2 games to 0)*

New England Revolution vs. D.C. United

| | | | |
|---|---|---|---|
| Oct. 5 | New England at D.C. United | 1-4 | 12,540 |
| Oct. 8 | D.C. United at New England | 1-1 (4-3 SO) | 16,233 |

*(D.C. United win series 2 games to 0)*

### WESTERN CONFERENCE SEMIFINALS

Colorado Rapids vs. Kansas City Wizards

| | | | |
|---|---|---|---|
| Oct. 4 | Colorado at Kansas City | 3-0 | 10,174 |
| Oct. 8 | Kansas City at Colorado | 2-3 | 13,117 |

*(Colorado wins series 2 games to 0)*

Los Angeles Galaxy vs. Dallas Burn

| | | | |
|---|---|---|---|
| Oct. 5 | Dallas at Los Angeles | 0-0 (2-0 SO) | 18,921 |
| Oct. 8 | Los Angeles at Dallas | 0-3 | 11,248 |

*(Dallas wins series 2 games to 0)*

### EASTERN CONFERENCE FINALS

D.C. United vs. Columbus Crew

| | | | |
|---|---|---|---|
| Oct. 12 | Columbus at D.C. United | 2-3 | 11,820 |
| Oct. 15 | D.C. United at Columbus | 1-0 | 9,506 |

*(D.C. United wins series 2 games to 0)*

### WESTERN CONFERENCE FINALS

Colorado Rapids vs. Dallas Burn

| | | | |
|---|---|---|---|
| Oct. 12 | Colorado at Dallas | 1-0 | 7,376 |
| Oct. 15 | Dallas at Colorado | 1-2 | 18,452 |

*(Colorado wins series 2 games to 0)*

### MLS CUP 1997

RFK Stadium – Washington, D.C.

| | | | |
|---|---|---|---|
| Oct. 26 | D.C. United vs. Colorado | 2-1 | 57,431 |

## 1996 MAJOR LEAGUE SOCCER PLAYOFF RESULTS

### EASTERN CONFERENCE SEMIFINALS

D.C. United vs. MetroStars

| | | | |
|---|---|---|---|
| Sept. 24 | D.C. United at MetroStars | 2-2 (6-5 SO) | 14,416 |
| Sept. 27 | MetroStars at D.C. United | 0-1 | 21,442 |
| Oct. 2 | MetroStars at D.C. United | 1-2 | 20,423 |

*(D.C. United win series 2 games to 1)*

Tampa Bay Mutiny vs. Columbus Crew

| | | | |
|---|---|---|---|
| Sept. 25 | Tampa Bay at Columbus | 2-0 | 20,807 |
| Sept. 28 | Columbus at Tampa Bay | 2-1 | 13,009 |
| Oct. 2 | Columbus at Tampa Bay | 1-4 | 6,871 |

*(Tampa Bay wins series 2 games to 1)*

### WESTERN CONFERENCE SEMIFINALS

Dallas Burn vs. Kansas City Wiz

| | | | |
|---|---|---|---|
| Sept. 26 | Dallas at Kansas City | 2-3 | 4,466 |
| Sept. 29 | Kansas City at Dallas | 1-2 | 10,125 |
| Oct. 2 | Kansas City at Dallas | 2-2 (3-2 SO) | 9,802 |

*(Kansas City wins series 2 games to 1)*

Los Angeles Galaxy vs. San Jose Clash

| | | | |
|---|---|---|---|
| Sept. 26 | Los Angeles at San Jose | 0-1 | 17,209 |
| Sept. 29 | San Jose at Los Angeles | 0-2 | 27,833 |
| Oct. 2 | San Jose at Los Angeles | 0-2 | 30,231 |

*(Los Angeles wins series 2 games to 1)*

### EASTERN CONFERENCE FINALS

Tampa Bay Mutiny vs. D.C. United

| | | | |
|---|---|---|---|
| Oct. 10 | Tampa Bay at D.C. United | 1-4 | 23,566 |
| Oct. 12 | D.C. United at Tampa Bay | 2-1 | 9,339 |

*(D.C. United wins series 2 games to 0)*

### WESTERN CONFERENCE FINALS

Kansas City Wiz vs. Los Angeles Galaxy

| | | | |
|---|---|---|---|
| Oct. 10 | Kansas City at Los Angeles | 1-2 | 25,212 |
| Oct. 13 | Los Angeles at Kansas City | 1-1 (3-1 SO) | 11,041 |

*(Los Angeles wins series 2 games to 0)*

### MLS CUP 1996

Foxboro Stadium – Foxborough, Mass.

| | | | |
|---|---|---|---|
| Oct. 20 | D.C. United vs. Los Angeles | 3-2 (OT) | 34,643 |

# MLS*CUP PLAYOFFS: 16-YEAR HISTORY

While the MLS Cup championship game itself has remained a constant throughout the first 16 seasons of Major League Soccer – a dramatic one-match finale at a venue announced well in advance of the postseason – the road to MLS Cup has varied slightly over the years:

**1996**
***Who Qualified:*** The top four teams from both the Eastern and Western Conferences were seeded to start the conference semifinals, with the 1 seeds playing the number 4's and the No. 2's vs. No. 3's.
***Format:*** Both the Conference Semifinals (first round) and Conference Finals (second round) were designed on a ***Best-of-Three*** format with the first game hosted by the lower-seeded team and the final two games (Game Three if necessary) at the home of the higher seeded team. The first team to *win two games* in regulation or via the shootout advanced to the next playoff round (since the shootout was in place from 1996-1999 no games ended in ties).

**1997 - 1999**
***Who Qualified:*** As in 1996, the top four teams in each conference advanced to the MLS Cup Playoffs.
***Format:*** As in 1996, a ***Best-of-Three*** format was utilized in the Conference Semifinals and Conference Finals (no games ended in ties due to the shootout). However, a change to the format allowed the higher seeded teams to host Game One and Game Three, unlike in 1996 when the higher seed played Games Two and Three (if necessary) at home.

**2000 - 2002**
***Who Qualified:*** With the introduction of a new three-division alignment in 2000, a single playoff table was established to determine postseason berths and seeds.

Although a two-conference alignment was re-introduced in 2002 following the contraction of Miami and Tampa Bay, the system based on the single playoff table remained. The single playoff table ensured that only the League's eight best teams during the regular season qualified for postseason play, eliminating situations like what occurred in 1999, when the San Jose Clash failed to qualify for the playoffs despite finishing with more points (37) than the No. 3 and No. 4 seeds in the Eastern Conference.

The three division winners (2000-01) or two conference champions (2002) were given automatic top seeds entering the postseason. The rest of the field was seeded according to final regular season point totals regardless of conference affiliation.
***Format:*** During the first round, the seeding placed seed No. 1 vs. No. 8, No. 2 vs. No. 7, No. 3 vs. No. 6 and No. 4 vs. No. 5 in the MLS Cup Playoff Quarterfinals. In the semifinal round, the winner of the 1 vs. 8 series advanced to face the winner of the 4 vs. 5 series, while the victors of the 3 vs. 6 and 2 vs. 7 series played for the right to compete in MLS Cup.

The team that advanced was based on a "first-to-five-points" format with a win earning three points and a tie one point (ties were first introduced in MLS in the 2000 regular season in conjunction with the elimination of the shootout). The first team to compile five points or more in three games advanced to the following round. If the series was tied in points after a Game Three, a 20-minute golden-goal Series Tiebreaker was played, followed by penalty kicks if necessary. As was the case from 1997-1999, the higher seed hosted Game One and Game Three in each series.

**2003-2006**
***Who Qualified:*** As was the case between 1996 and 1999, the top four teams in each conference advance to the Conference Semifinals.
***Format:*** Conference Semifinal series are conducted under a home-and-home, aggregate-goal format. The aggregate goal format follows the lead of various international competitions, including Europe's UEFA Champions League and South America's Copa Libertadores club tournament.
In the case that teams are tied on aggregate goals following the conclusion of Game 2 of the Conference Semifinal series, a 30-minute extra time period is played followed by penalty kicks if necessary. The two teams left standing in each conference after the Conference Semifinals will meet in the single-game Conference Championship to be hosted by the higher seed. The winners of each Conference Championship advances to MLS Cup.

**2007-10**
***Who Qualified:*** In 2007, 2009 and 2010, the top two teams in each conference qualified and were seeded 1 & 2 in their respective four-team playoff conference brackets. The four MLS teams with the next most points, regardless of conference, received "wild card" berths. The four wildcard teams were seeded according to conference first. If more than four teams qualified from one conference, those finishing lower than fourth in their conference shifted over to the other conference bracket. A team switching conference brackets was seeded below all other teams in its new conference playoff bracket. For 2008, the top three teams in each conference qualified, with the next four teams with the most points, regardless of conference, receiving "wildcard" berths.
***Format:*** Same as from 2003-2006.

**2011**
***Who Qualified:*** Beginning in 2011, 10 teams qualified for the playoffs. The top three finishers in each conference, based on regular season points, were given automatic berths. The next best four clubs based on regular season points, irrespective of conference, received wild cards.
***Format:*** The four wild cards played single elimination games against each other, with higher seeds hosting (1 vs. 4; 2 vs. 3). These play-in games are part of the MLS Cup Playoffs. After the two play-in games, the lowest remaining seed faced the Supporters' Shield winner in the Conference Semifinals; the other faced the No. 1 seed in the opposite conference from the Supporters' Shield winner. The No. 2 and No. 3 placed teams in each conference met in the semifinals, with the higher seed holding homefield advantage for the second leg. The winners of the Conference Semifinal Series met in a one-game Conference Championship, hosted by the highest seeds, with the winners advancing to MLS Cup.

# 2012 MAJOR LEAGUE SOCCER SEASON NOTES

## A NEW GOALSCORING KING

With his penalty kick goal in a 1-1 draw with Portland on Oct. 27, San Jose Earthquakes striker Chris Wondolowski tied the MLS all-time single-season goalscoring record that had stood since the league's inaugural season, when Roy Lassiter scored 27 times for the Tampa Bay Mutiny.

Wondolowski scored 27 goals in 34 games, winning his second MLS Golden Boot. He became the first player in league history to lead MLS in goals scored for three consecutive seasons.

GOALS IN A SINGLE SEASON

| YEAR | PLAYER | TEAM | GP | GOALS |
|---|---|---|---|---|
| 1996 | Roy Lassiter | TB | 30 | 27 |
| **2012** | **Chris Wondolowski** | **SJ** | **32** | **27** |
| 1998 | Stern John | CLB | 27 | 26 |
| 2000 | Mamadou Diallo | TB | 28 | 26 |
| 2002 | Carlos Ruiz | LA | 26 | 24 |

## ATTACKING RECORDS

Led by Golden Boot winner Chris Wondolowski, the San Jose Earthquakes had one of the best attacking seasons in MLS history.

The Earthquakes scored 72 goals in 34 games, the third-highest total in MLS history – and the best in more than a decade. Their average of 2.12 goals per game was the fifth-best in league annals.

| MOST TOTAL GOALS (ALL GAMES) | GP | G | AVG. |
|---|---|---|---|
| 1998 Los Angeles Galaxy | 32 | 85 | 2.66 |
| 1998 D.C. United | 32 | 74 | 2.31 |
| **2012 San Jose Earthquakes** | **34** | **72** | **2.12** |
| 1997 D.C. United | 32 | 70 | 2.19 |

| MOST GOALS/GAME (ALL GAMES) | GP | G | AVG. |
|---|---|---|---|
| 1998 Los Angeles Galaxy | 32 | 85 | 2.66 |
| 1998 D.C. United | 32 | 74 | 2.31 |
| 2001 Miami Fusion | 26 | 57 | 2.19 |
| 1997 D.C. United | 32 | 70 | 2.19 |
| **2012 San Jose Earthquakes** | **34** | **72** | **2.12** |

## BRING 'EM BACK FOR MORE

The San Jose Earthquakes also made Buck Shaw Stadium a place to see a game, scoring 43 goals on their home ground, the second-most in a single season in MLS history.

| MOST TOTAL GOALS (HOME GAMES) | GP | G | AVG. |
|---|---|---|---|
| 1998 Columbus Crew | 16 | 49 | 3.06 |
| **2012 San Jose Earthquakes** | **17** | **43** | **2.53** |
| 1996 Tampa Bay Mutiny | 16 | 42 | 2.63 |
| 1996 D.C. United | 16 | 41 | 2.56 |
| 1998 Los Angeles Galaxy | 16 | 41 | 2.56 |

## SUPPORTERS' SHIELD WINNERS

The San Jose Earthquakes won the Supporters' Shield for the second time in club history, the first since their return to the league in 2008. The Quakes are aiming to become the seventh Shield winner to win the domestic double, also taking MLS Cup. A look at how the Supporters' Shield winners have done in the MLS Cup Playoffs:

| YEAR | W-L-T | PTS | GF | GA | Playoff Result |
|---|---|---|---|---|---|
| TAMPA BAY MUTINY | | | | | |
| 1996 | 20-12-0 | 58 | 66 | 51 | East Finals |
| D.C. UNITED | | | | | |
| 1997 | 21-11-0 | 55 | 70 | 53 | MLS Cup Champion |
| LOS ANGELES GALAXY | | | | | |
| 1998 | 24-8-0 | 68 | 85 | 44 | West Finals |
| D.C. UNITED | | | | | |
| 1999 | 23-9-0 | 57 | 65 | 43 | MLS Cup Champion |
| KANSAS CITY WIZARDS | | | | | |
| 2000 | 16-7-9 | 57 | 47 | 29 | MLS Cup Champion |
| MIAMI FUSION FC | | | | | |
| 2001 | 16-5-5 | 53 | 57 | 36 | Semifinals |
| LOS ANGELES GALAXY | | | | | |
| 2002 | 16-9-3 | 51 | 44 | 33 | MLS Cup Champion |
| CHICAGO FIRE | | | | | |
| 2003 | 15-7-8 | 53 | 53 | 43 | MLS Cup Runner-up |
| COLUMBUS CREW | | | | | |
| 2004 | 12-5-13 | 49 | 40 | 32 | Quarterfinals |
| SAN JOSE EARTHQUAKES | | | | | |
| 2005 | 18-4-10 | 64 | 53 | 31 | Quarterfinals |
| D.C. UNITED | | | | | |
| 2006 | 15-7-10 | 55 | 52 | 38 | Semifinals |
| 2007 | 16-7-7 | 55 | 56 | 34 | Quarterfinals |
| COLUMBUS CREW | | | | | |
| 2008 | 17-7-6 | 57 | 50 | 36 | MLS Cup Champion |
| 2009 | 13-7-10 | 49 | 41 | 31 | Quarterfinals |
| LOS ANGELES GALAXY | | | | | |
| 2010 | 18-7-5 | 59 | 44 | 26 | Semifinals |
| 2011 | 19-5-10 | 67 | 48 | 28 | MLS Cup Champion |
| SAN JOSE EARTHQUAKES | | | | | |
| 2012 | 19-6-9 | 66 | 72 | 43 | ????? |

## HOME-FIELD DOMINANCE

Playing their first season in their new BBVA Compass Stadium, the Houston Dynamo became the fourth team in MLS history to go undefeated at home over the course of a single season, and the third in as many years:

| YEAR | TEAM | W-L-T | PTS. | PCT. |
|---|---|---|---|---|
| 2012 | Houston Dynamo | 11-0-6 | 39 | .824 |
| 2010 | Real Salt Lake | 11-0-4 | 37 | .867 |
| 2011 | LA Galaxy | 12-0-5 | 37 | .853 |
| 2005 | S.J. Earthquakes | 9-0-7 | 34 | .781 |

The Dynamo also extended their home undefeated to 25 games in league play, the second-longest in MLS history.

| TEAM | # | START | STOP |
|---|---|---|---|
| Real Salt Lake | 29 | 6/6/2009 | 5/14/2011 |
| Houston Dynamo | 25 | 07/09/2011 | |
| Columbus Crew | 22 | 6/28/2008 | 9/26/2009 |
| LA Galaxy | 18 | 10/24/2010 | 10/16/2011 |
| San Jose Earthquakes | 18 | 9/25/2004 | 10/8/2005 |

But while the Dynamo were unbeaten for the season, D.C. United led MLS with 12 wins, tied for the sixth-most home wins in a campaign.

## DEFENSIVE RECORDS

Sporting Kansas City recorded the third-best defensive record in MLS history in 2012, conceding 27 goals in 34 games, an average of 0.79 goals per games.

For the third time in the last four years, multiple teams allowed less than a goal per game, as Seattle Sounders FC allowed 0.97 goals per game. Three of the four best defensive seasons in league history have occurred in the last four seasons. Fourteen times in MLS history teams have allowed less than a goal per game:

FEWEST GOALS ALLOWED PER GAME (SINGLE SEASON)

| YEAR | TEAM | GAMES | GOALS | GA/G |
|---|---|---|---|---|
| 2010 | Real Salt Lake | 30 | 20 | 0.67 |
| 2007 | Houston Dynamo | 30 | 23 | 0.77 |
| **2012** | **Sporting Kansas City** | **34** | **27** | **0.79** |
| 2011 | LA Galaxy | 34 | 28 | 0.82 |
| 2010 | Los Angeles Galaxy | 30 | 26 | 0.87 |
| 1999 | Los Angeles Galaxy | 32 | 29 | 0.91 |
| 2000 | Kansas City Wizards | 32 | 29 | 0.91 |
| 2010 | FC Dallas | 30 | 28 | 0.93 |
| 2007 | Chivas USA | 30 | 28 | 0.93 |
| 2010 | New York Red Bulls | 30 | 29 | 0.97 |
| 2009 | Seattle Sounders FC | 30 | 29 | 0.97 |
| 2009 | Houston Dynamo | 30 | 29 | 0.97 |
| 2005 | San Jose Earthquakes | 32 | 31 | 0.97 |
| **2012** | **Seattle Sounders FC** | **34** | **33** | **0.97** |

## HOME, SWEET, HOME-- FINALLY

The Houston Dynamo became the fourth team in MLS history to open the season with a long road swing while their new stadium was being completed – and all five teams have reached the MLS Cup Playoffs.

While awaiting the opening of BBVA Compass Stadium – which they inaugurated May 12 with a 1-0 vs. D.C. United – the Dynamo joined the Columbus Crew in 1999 (Columbus Crew Stadium), the Los Angeles Galaxy in 2003 (The Home Depot Center), the Chicago Fire in 2006 (Toyota Park) and Sporting Kansas City (Livestrong Sporting Park) with lengthy road trips.

COLUMBUS CREW, 1999
STARTED: WON 5, LOST 2 -- 11 pts.
FINISHED: 19-13-0, 45 pts., 2nd East
Lost in conference championship

LA GALAXY, 2003
STARTED: WON 0, LOST 4, TIED 4 -- 4 pts.
FINISHED: 9-12-9, 36 pts., 4th West
Lost in conference semifinals

CHICAGO FIRE, 2006
STARTED: WON 2, LOST 3, TIED 4 -- 10 pts.
FINISHED: 13-11-8, 47 pts., 3rd East
Lost in conference semifinals

SPORTING KANSAS CITY, 2011
STARTED: WON 1, LOST 6, TIED 3 -- 6 pts.
FINISHED: 13-9-12, 51 pts., 1st East
Lost in conference championship

HOUSTON DYNAMO, 2012
STARTED: WON 2, LOST 3, TIED 2 -- 8 pts.
FINISHED: 14-9-11, 53 pts., 5th East

## OFF TO A GREAT START

Sporting Kansas City won their first seven games of the season, before dropping a decision in Portland on April 21.

It was the fourth-best undefeated run to start a season in MLS history. The record was 12 games, set in 1996 by the LA Galaxy, who went 12-0, and matched by the 2010 Kansas City Wizards and 2010 LA Galaxy (both 10-0-2).

It was the third-most wins to open a season. The LA Galaxy went 12-0 in 1996, winning the first eight in regulation time (two in all in a shootout), and the 1998 LA Galaxy started 9-0, winning the first game in a shootout.

## EXPANSION TEAM HISTORY

The Montréal Impact completed their inaugural season with the third-most points for a first-year team in MLS history, matching the total of the Portland Timbers a year ago.

A look at how expansion teams have fared in their first season since the first MLS expansion in 1998:

| | | GP | W | L | T | PTS | GF | GA |
|---|---|---|---|---|---|---|---|---|
| 1998 | Chicago Fire | 32 | 20 | 12 | 0 | 56 | 62 | 45 |
| 2009 | Seattle Sounders | 30 | 12 | 7 | 11 | 47 | 38 | 29 |
| 2011 | Portland Timbers | 34 | 11 | 14 | 9 | 42 | 40 | 48 |
| **2012** | **Montreal Impact** | **34** | **12** | **16** | **6** | **42** | **45** | **51** |
| 1998 | Miami Fusion | 32 | 15 | 17 | 0 | 35 | 46 | 68 |
| 2008 | S.J. Earthquakes | 30 | 8 | 13 | 9 | 33 | 32 | 38 |
| 2010 | Philadelphia Union | 30 | 8 | 15 | 7 | 31 | 35 | 49 |
| 2011 | Vancouver Whitecaps | 34 | 6 | 18 | 10 | 28 | 35 | 55 |
| 2007 | Toronto FC | 30 | 6 | 17 | 7 | 25 | 25 | 49 |
| 2005 | Real Salt Lake | 32 | 5 | 22 | 5 | 20 | 30 | 65 |
| 2005 | Chivas USA | 32 | 4 | 22 | 6 | 18 | 31 | 67 |

## FIRING BLANKS

Chivas USA scored just 24 goals in 34 games, the second-fewest total goals for a season in MLS history.

| FEWEST TOTAL GOALS (ALL GAMES) | GP | G | AVG. |
|---|---|---|---|
| 2010 D.C. United | 30 | 21 | 0.70 |
| **2012 Chivas USA** | **34** | **24** | **0.71** |
| 2007 Toronto FC | 30 | 25 | 0.83 |
| 2009 New York Red Bulls | 30 | 27 | 0.90 |

With an average of 0.71 goals per game, the Chivas season also ranked as the second-poorest attacking season in MLS history, their two late goals in the final match at FC Dallas pushing their per-game average past the 2010 D.C. United record.

| FEWEST GOALS/GAME (ALL GAMES) | GP | G | AVG. |
|---|---|---|---|
| 2010 D.C. United | 30 | 21 | 0.70 |
| **2012 Chivas USA** | **34** | **24** | **0.71** |
| 2007 Toronto FC | 30 | 25 | 0.83 |
| 2009 New York Red Bulls | 30 | 27 | 0.90 |

## NEARLY A SHUTOUT RECORD

Chivas USA were shut out in attack for five consecutive games from Sept. 15 to Oct. 3. Including the games just before and just after, Chivas went 601 minutes without hitting the back of the net – the second-longest goalless drought in MLS history.

CONSECUTIVE MINUTES WITHOUT SCORING A GOAL

| TEAM | MIN | START | END |
|---|---|---|---|
| Toronto FC | 824 | 7/07/2007 | 9/22/2007 |
| **Chivas USA** | **601** | **9/08/2012** | **10/07/2012** |
| Real Salt Lake | 557 | 5/18/2005 | 6/22/2005 |

## TOUGH FOR THE HOME FAITHFUL

With just three victories on their home grounds, Chivas USA and Toronto FC matched the second-fewest home wins for a single season in MLS history.

| WINS (HOME GAMES) | W | L | T | PTS | PCT |
|---|---|---|---|---|---|
| 2001 Tampa Bay Mutiny | 2 | 10 | 2 | 8 | .214 |
| 1999 MetroStars | 3 | 13 | 0 | 7 | .188 |
| 2001 Colorado Rapids | 3 | 6 | 4 | 13 | .385 |
| 2005 Chivas USA | 3 | 11 | 2 | 11 | .250 |
| 2010 D.C. United | 3 | 11 | 1 | 10 | .233 |
| **2012 Chivas USA** | **3** | **11** | **3** | **12** | **.265** |
| **2012 Toronto FC** | **3** | **9** | **5** | **14** | **.324** |

## NOT GETTING OFF THE BLOCKS

Toronto FC opened the 2012 season with nine consecutive losses, the most in league history to start a season and tied for fourth-longest in MLS annals.

The 1999 Kansas City Wizards previously had the worst start of a season in league history at 0-7-0. The MLS record for a losing streak is 12 in a row, set in 1999 by the MetroStars. The first nine of those losses were in regulation time. The MLS record for consecutive losses in regulation time is 10, set in 2005 by Real Salt Lake.

## LONG TIME WITHOUT A W

Both Chivas USA and Toronto FC concluded the season with 14-game winless streaks, equaling the third-longest in Major League Soccer history.

| TEAM | # | START | STOP |
|---|---|---|---|
| Real Salt Lake | 18 | 8/10/2005 | 5/6/2006 |
| Real Salt Lake | 15 | 9/23/2006 | 6/17/2007 |
| Vancouver Whitecaps FC | 14 | 3/26/2011 | 6/11/2011 |
| **Toronto FC** | **14** | **7/28/2012** | |
| **Chivas USA** | **14** | **8/12/2012** | |
| Columbus Crew | 13 | 6/10/2006 | 8/16/2006 |
| New York Red Bulls | 13 | 5/16/2009 | 8/15/2009 |
| San Jose Earthquakes | 13 | 6/17/2011 | 8/27/2011 |

## TRAVELING WOES

When Sal Zizzo scored Aug. 15 at Toronto FC, the goal ended the Portland Timbers MLS-record road goalless streak at 717 minutes. Shut out in seven consecutive road games, the Timbers had last scored away from home on April 14 when Kris Boyd scored against the LA Galaxy at The Home Depot Center. The mark surpassed the 683 minutes the New York Red Bulls went without a goal on their travels from March 19-June 13, 2009.

With a victory in their final game of their road campaign, a 1-0 win against Cascadia Cup rival Vancouver at BC Place, the Portland Timbers avoided becoming the fifth team in MLS history to go an entire season without a victory away. It was the 12th time in MLS history a team had won just once on their travels for the whole season.

## ATTENDANCE RECORDS

For the first time in Major League Soccer history, attendance surpassed the 6 million mark for the season. The 323 games for the league campaign averaged 18,807 per match, also the highest for a single season in league history.

Seattle Sounders FC attracted 733,441 for their 17 home league games, an average of 43,144 per match, also a single-season MLS record, surpassing their record of a year ago. Sounders FC have the four highest yearly average attendances in MLS history.

In addition, six matches during the MLS season drew better than 50,000. The 66,492 for the Seattle-Portland game on Oct. 7 at CenturyLink Field was the seventh-highest in MLS history, and second-most for a standalone league game.

| | | |
|---|---|---|
| 10/07/2012 | Portland @ Seattle | 66,492 |
| 08/05/2012 | Los Angeles @ Seattle | 60,908 |
| 05/12/2012 | Los Angeles @ Montreal | 60,860 |
| 03/17/2012 | Chicago @ Montreal | 58,912 |
| 08/18/2012 | Vancouver @ Seattle | 55,718 |
| 06/30/2012 | Los Angeles @ San Jose | 50,391 |

## ENDING A DROUGHT

When D.C. United booked their place in the MLS Cup Playoffs in the season's penultimate week, it ended a four-year postseason drought for the league's most decorated club.

The playoff absence was the longest in club history, and the second-longest in MLS history. Toronto FC have yet to reach the postseason after six seasons in the league.

## THE LATE, LATE SHOW

When Steven Lenhart scored a late equalizer for a 3-3 draw vs. FC Dallas, it marked the eighth time the San Jose Earthquakes tied or won a game with a goal in second-half stoppage time. It was by far an MLS single-season record -- three times previously a team had scored four goals in time added on to grab a win or draw, the last Philadelphia Union in 2010.

The Quakes scored 22 goals in the final 15 minutes plus added time during the season, and 40 of their 72 goals from the 60th minute onward.

## GOALS-AGAINST STANDOUTS

Despite allowing a goal in the season finale at the LA Galaxy, Seattle Sounders FC goalkeeper Michael Gspurning recorded the fourth-lowest single-season goals against average (minimum 1000 minutes played) in league history.

For the second time in three seasons, two goalkeepers put up two of the top five single-season performances of all-time in MLS, as Sporting KC goalkeeper Jimmy Nielsen recorded a goals against average of 0.79

GOALS AGAINST AVG.

| YEAR | PLAYER | TEAM | GP | MIN | GA | GAA |
|---|---|---|---|---|---|---|
| 2011 | Donovan Ricketts | LA | 14 | 1194 | 8 | 0.60 |
| 2010 | Kevin Hartman | DAL | 20 | 1755 | 12 | 0.62 |
| 2010 | Nick Rimando | RSL | 27 | 2430 | 18 | 0.67 |
| **2012** | **Michael Gspurning** | **SEA** | **21** | **1845** | **15** | **0.73** |
| **2012** | **Jimmy Nielsen** | **KC** | **34** | **3060** | **27** | **0.79** |
| 2007 | Pat Onstad | HOU | 27 | 2418 | 22 | 0.82 |
| 2009 | Zach Thornton | CHV | 27 | 2385 | 23 | 0.87 |

Minimum: 1000 minutes played

## RECORDS BY CONFERENCE

With the new unbalanced schedule adopted by Major League Soccer for the 2012 season, teams played more games within their own conferences than in recent seasons.

A look at MLS team records within and outside of their own conferences:

| | W | L | T | Pts | W | L | T | Pts |
|---|---|---|---|---|---|---|---|---|
| Chicago | 14 | 7 | 4 | 46 | 3 | 4 | 2 | 11 |
| D.C. United | 14 | 7 | 4 | 46 | 3 | 3 | 3 | 12 |
| New York | 13 | 7 | 5 | 44 | 3 | 2 | 4 | 13 |
| Sporting KC | 12 | 6 | 7 | 43 | 6 | 1 | 2 | 20 |
| Houston | 9 | 6 | 10 | 37 | 5 | 3 | 1 | 16 |
| Columbus | 10 | 10 | 4 | 34 | 4 | 2 | 3 | 15 |
| Montreal | 9 | 11 | 5 | 32 | 3 | 5 | 1 | 10 |
| Philadelphia | 8 | 14 | 3 | 27 | 2 | 4 | 3 | 9 |
| New England | 5 | 14 | 6 | 21 | 4 | 3 | 2 | 14 |
| Toronto FC | 3 | 15 | 6 | 15 | 2 | 5 | 2 | 8 |
| | | | | | | | | |
| San Jose | 15 | 3 | 6 | 51 | 4 | 3 | 3 | 15 |
| Seattle | 11 | 5 | 7 | 40 | 4 | 2 | 4 | 16 |
| Los Angeles | 12 | 7 | 4 | 40 | 3 | 5 | 2 | 11 |
| Real Salt Lake | 12 | 8 | 3 | 39 | 5 | 3 | 2 | 17 |
| Vancouver | 8 | 9 | 6 | 30 | 3 | 4 | 3 | 12 |
| FC Dallas | 6 | 8 | 9 | 27 | 3 | 5 | 2 | 11 |
| Chivas USA | 5 | 12 | 6 | 21 | 2 | 6 | 2 | 8 |
| Colorado | 6 | 15 | 3 | 21 | 5 | 4 | 1 | 16 |
| Portland | 5 | 13 | 6 | 21 | 3 | 3 | 4 | 13 |

# CHICAGO FIRE

## 2012 RECORD

| | GP | W-L-T | PTS | GF | GA |
|---|---|---|---|---|---|
| Fire | 34 | 17-11-6 | 57 | 46 | 41 |

## RECORD at TOYOTA PARK

| GP | W-L-T | PTS | GF | GA |
|---|---|---|---|---|
| 17 | 11-3-3 | 36 | 27 | 18 |

## RECORD on road

| GP | W-L-T | PTS | GF | GA |
|---|---|---|---|---|
| 17 | 6-8-3 | 21 | 19 | 23 |

## RECORD at the half

| | W | L | T |
|---|---|---|---|
| LEADING | 9 | 0 | 2 |
| TIED | 6 | 4 | 4 |
| TRAILING | 2 | 7 | 0 |

## RECORD with the first goal

| | W | L | T |
|---|---|---|---|
| SCORING | 10 | 0 | 2 |
| CONCEDING | 7 | 11 | 2 |

## TEAM COMPARISONS

| | FOR | AGAINST |
|---|---|---|
| GOALS SCORED | 1.36 (7th) | 1.21 (4th) |
| TOTAL SHOTS | 13.52 (5th) | 14.12 (15th) |
| SHOTS ON GOAL | 4.79 (4th) | 4.79 (16th) |
| SHOOTING ACCURACY | 35.4% (8th) | 25.1% (2nd) |
| SCORING %AGE | 10.0% (10th) | 8.5% (3rd) |
| FOULS | 10.26 (19th) | 12.38 (8th) |
| CORNER KICKS | 4.64 (9th) | 5.03 (14th) |
| OFFSIDE | 2.20 (13th) | 1.44 (2nd) |

## GOALS SCORED IN GAME

| GP | 0 | 1 | 2 | 3 | 4+ | TOT | AVG |
|---|---|---|---|---|---|---|---|
| 34 | 8 | 11 | 10 | 5 | 0 | 46 | 1.35 |

## GOALS ALLOWED IN GAME

| GP | 0 | 1 | 2 | 3 | 4+ | TOT | AVG |
|---|---|---|---|---|---|---|---|
| 34 | 6 | 18 | 8 | 1 | 1 | 41 | 1.21 |

## GOALS BY INTERVALS

| | TOT | 0-15 | 16-30 | 31-45+ | 46-60 | 61-75 | 76-90+ |
|---|---|---|---|---|---|---|---|
| FOR | 46 | 7 | 9 | 9 | 3 | 10 | 8 |
| AGAINST | 41 | 5 | 8 | 9 | 6 | 5 | 8 |

## WHERE THE GOALS COME FROM

| | | *FOR* | *AGAINST* |
|---|---|---|---|
| GOALS SCORED | | 46 | 41 |
| MINUTES PER GOAL | | 67 | 75 |
| *HOW SCORED* | | | |
| | RIGHT FOOT | 22 | 25 |
| | LEFT FOOT | 14 | 9 |
| | HEADERS | 9 | 7 |
| | OTHER | 1 | 0 |
| *TYPE OF PLAY* | | | |
| | OPEN PLAY | 29 | 25 |
| | CROSS | 5 | 3 |
| | CORNER | 4 | 6 |
| | REBOUND | 1 | 1 |
| | PENALTIES | 2 | 2 |
| | DIRECT FROM FREE KICK | 1 | 0 |
| | FREE KICK (INDIRECT) | 4 | 1 |
| | OWN GOALS | 0 | 3 |
| *DISTANCE* | | | |
| | INSIDE GOAL AREA | 7 | 10 |
| | INSIDE PENALTY AREA | 27 | 27 |
| | OUTSIDE PENALTY AREA | 12 | 4 |

## PRIMARY TEAM



MLS CUP PLAYOFFS ★ 2012

# CHICAGO FIRE

| No. | Player | Pos | Ht | Wt | Birthdate | Birthplace | 2012 GP | 2012 GS | 2012 G | 2012 A | CAREER GP | CAREER GS | CAREER G | CAREER A |
|---|---|---|---|---|---|---|---|---|---|---|---|---|---|---|
| **1** | **Jay Nolly** | **GK** | 6-3 | 205 | 01/02/1982 | Orlando, FL | 0 | 0 | 0 | 0 | 22 | 21 | 0 | 0 |
| *Signed after spending 2011 with Vancouver, where he also played three seasons in the second division. Started in MLS in 2005 with Real Salt Lake* | | | | | | | | | | | | | | |
| **3** | **Dan Gargan** | **DF** | 5-11 | 175 | 12/14/1982 | Philadelphia, PA | 22 | 19 | 0 | 1 | 123 | 96 | 2 | 8 |
| *Veteran fullback acquired during the 2011 season from Toronto FC. Began his MLS career in 2005 with Colorado, also playing with Chivas USA* | | | | | | | | | | | | | | |
| **4** | **Alvaro Fernandez** | **MF** | 6-1 | 159 | 10/11/1985 | Soriano, Uruguay | 27 | 23 | 4 | 3 | 68 | 50 | 15 | 4 |
| *Uruguayan international who played in the 2010 World Cup, acquired at midseason from Seattle. In third MLS season; also played in Chile, Mexico and Uruguay* | | | | | | | | | | | | | | |
| **5** | **Cory Gibbs** | **DF** | 6-1 | 180 | 01/14/1980 | Plantation, FL | 3 | 3 | 0 | 0 | 104 | 103 | 4 | 2 |
| *Former U.S. international in second season with Chicago, sixth in MLS. Also played in Germany, Holland and England, and New England, Colorado and Dallas* | | | | | | | | | | | | | | |
| **6** | **Jalil Anibaba** | **DF** | 6-0 | 175 | 10/19/1988 | Fullerton, CA | 33 | 32 | 1 | 1 | 62 | 59 | 3 | 2 |
| *In his second MLS season, after being selected in the first round of the 2011 SuperDraft out of the Univ. of North Carolina* | | | | | | | | | | | | | | |
| **7** | **Sherjill MacDonald** | **FW** | 6-0 | 174 | 11/20/1984 | Amsterdam, Netherlands | 14 | 12 | 4 | 4 | 14 | 12 | 4 | 4 |
| *Designated Player signed at midseason. Has played professional in Belgium, Netherlands, Germany and England, last with West Bromwich Albion in England* | | | | | | | | | | | | | | |
| **8** | **Dominic Oduro** | **FW** | 6-0 | 160 | 08/13/1985 | Accra, Ghana | 33 | 21 | 6 | 3 | 183 | 99 | 33 | 17 |
| *Pacy attacker in his second season with Chicago, his seventh season in MLS. Ghana native who played at Virginia Commonwealth Univ.* | | | | | | | | | | | | | | |
| **10** | **Guillermo Franco** | **FW** | 5-11 | 168 | 11/03/1976 | Corrientes, Argentina | 3 | 0 | 0 | 0 | 3 | 0 | 0 | 0 |
| *Mexican international who played in 2006 and 2010 World Cups, signed at midseason from Liga MX side Pachuca CF. Also played in Argentina, Spain, England* | | | | | | | | | | | | | | |
| **11** | **Daniel Paladini** | **MF** | 5-9 | 165 | 11/11/1984 | Van Nuys, CA | 15 | 7 | 2 | 2 | 46 | 28 | 3 | 3 |
| *Now in his second season with the Fire, his fourth year in MLS. Acquired from Carolina RailHawks in D-II.* | | | | | | | | | | | | | | |
| **12** | **Logan Pause** | **MF** | 5-10 | 155 | 08/22/1981 | Hillsborough, NC | 32 | 31 | 1 | 0 | 259 | 236 | 3 | 11 |
| *Longest tenured member of the Fire. Third-round selection in 2003 out of Univ. of North Carolina. Second all-time in Fire history with 258 league games* | | | | | | | | | | | | | | |
| **13** | **Gonzalo Segares** | **DF** | 5-11 | 162 | 10/13/1982 | San Jose, Costa Rica | 31 | 31 | 3 | 1 | 178 | 175 | 11 | 13 |
| *Costa Rican international who was a third-round SuperDraft selection in 2005 out of Virginia Commonwealth Univ., now in his eighth MLS season* | | | | | | | | | | | | | | |
| **14** | **Patrick Nyarko** | **FW** | 6-0 | 165 | 01/15/1986 | Kumasi, Ghana | 34 | 31 | 4 | 7 | 130 | 101 | 11 | 28 |
| *In his fifth professional season, all with Chicago, after he was the seventh selection overall in the 2008 SuperDraft out of Virginia Tech Univ.* | | | | | | | | | | | | | | |
| **15** | **Wells Thompson** | **MF** | 5-10 | 155 | 11/25/1983 | Winston-Salem, NC | 21 | 5 | 0 | 1 | 150 | 76 | 7 | 7 |
| *Acquired in a midseason trade from the Colorado Rapids. In his sixth MLS season, having also played with New England, moving to Colorado in 2010* | | | | | | | | | | | | | | |
| **17** | **Pavel Pardo** | **MF** | 5-10 | 150 | 07/26/1976 | Guadalajara, Mexico | 28 | 27 | 1 | 4 | 41 | 39 | 2 | 9 |
| *The second-most capped player in Mexican national team history, in his second season in MLS. Made his professional debut in 1993 with Atlas* | | | | | | | | | | | | | | |
| **18** | **Chris Rolfe** | **MF** | 5-8 | 146 | 01/17/1983 | Kettering, OH | 22 | 19 | 8 | 3 | 145 | 122 | 44 | 21 |
| *Returned to MLS and the Fire at midseason after three seasons in Denmark, last with Aalborg. Scored 36 goals in 5 seasons after drafted out of Univ. of Dayton* | | | | | | | | | | | | | | |
| **19** | **Corben Bone** | **MF** | 5-9 | 160 | 09/16/1988 | Plano, TX | 2 | 0 | 0 | 0 | 17 | 8 | 0 | 1 |
| *The club's first-round selection in 2010 (No. 13 overall) out of Wake Forest Univ.* | | | | | | | | | | | | | | |
| **20** | **Tony Walls** | **DF** | 5-11 | 185 | 01/16/1990 | Wauwatosa, WI | 0 | 0 | 0 | 0 | 0 | 0 | 0 | 0 |
| *Selected in the Supplemental Draft out of Univ. of Wisconsin-Green Bay, where he also played basketball* | | | | | | | | | | | | | | |
| **21** | **Michael Videira** | **MF** | 5-10 | 170 | 01/06/1986 | Milford, MA | 3 | 0 | 0 | 0 | 24 | 12 | 0 | 1 |
| *Now in his fourth MLS season, his second with the Fire, after moving from New England. First signed professionally with Hamilton Academical in Scotland* | | | | | | | | | | | | | | |
| **22** | **Austin Berry** | **DF** | 6-2 | 180 | 10/06/1988 | Cincinnati, OH | 28 | 28 | 3 | 0 | 28 | 28 | 3 | 0 |
| *First-round selection in 2012 SuperDraft (No. 9 overall) out of Univ. of Louisville who has become a starter in central defense* | | | | | | | | | | | | | | |
| **23** | **Arne Friedrich** | **DF** | 6-1 | 170 | 05/29/1979 | Bad Oeynhausen, Germany | 23 | 22 | 1 | 0 | 23 | 22 | 1 | 0 |
| *Long-time German international (82 caps; 2010 World Cup; Euro 2004 and 2008) who was acquired in the offseason from VfL Wolfsburg* | | | | | | | | | | | | | | |
| **25** | **Sean Johnson** | **GF** | 6-3 | 217 | 05/31/1989 | Auburn, GA | 31 | 31 | 0 | 1 | 72 | 72 | 0 | 1 |
| *In his third professional season, has also become a regular fixture at the full U.S. national team level* | | | | | | | | | | | | | | |
| **27** | **Victor Pineda** | **MF** | 5-11 | 140 | 05/15/1993 | Chicago, IL | 0 | 0 | 0 | 0 | 0 | 0 | 0 | 0 |
| *The first Home Grown Player in Fire history, signed in 2010. U.S. youth international and Fire Academy product* | | | | | | | | | | | | | | |
| **28** | **Steven Kinney** | **DF** | 6-0 | 175 | 10/28/1987 | Norcross, GA | 0 | 0 | 0 | 0 | 13 | 10 | 1 | 1 |
| *In his third profesional season. Has not appeared in a match since his rookie season, suffering an Achilles injury in 2011* | | | | | | | | | | | | | | |
| **70** | **Paolo Tornaghi** | **GK** | 6-2 | 175 | 06/21/1988 | Garbagnate Milanese, Italy | 3 | 3 | 0 | 0 | 3 | 3 | 0 | 0 |
| *Joined the Fire from Inter Milan before the start of the season. Also spent time on loan with Como and Rimini in Italy* | | | | | | | | | | | | | | |
| **71** | **Alex** | **MF** | 5-8 | 155 | 12/15/1988 | Sao Paulo, Brazil | 17 | 6 | 2 | 0 | 17 | 6 | 2 | 0 |
| *Brazilian midfielder who came to the Fire following three seasons in Switzerland with FC Wöhlen and FC Gossau* | | | | | | | | | | | | | | |
| **94** | **Kellen Gulley** | **FW** | 6-0 | 185 | 04/06/1994 | Clinton, MS | 0 | 0 | 0 | 0 | 0 | 0 | 0 | 0 |
| *The second Home Grown Player in Fire club history and a product of Chicago Fire Juniors-Mississippi* | | | | | | | | | | | | | | |
| **99** | **Hunter Jumper** | **DF** | 6-2 | 175 | 02/28/1989 | Plano, TX | 5 | 0 | 0 | 0 | 5 | 0 | 0 | 0 |
| *The club's second-round selection in the 2012 SuperDraft (No. 28 overall) out of Univ. of Virginia* | | | | | | | | | | | | | | |

**HEAD COACH : Frank Klopas** 09/01/1966 W25 L16 T16

## CHICAGO FIRE PLAYOFF HISTORY

PLAYOFF HISTORY

| vs. Team | No. of Series | Series W-L | GP | W-L-T | OT | ShO | GF | GA | Last Mtg. | Round | Series Result |
|---|---|---|---|---|---|---|---|---|---|---|---|
| Colorado | 1 | 1-0 | 2 | 2-0-0 | 0-0-0 | 1-0 | 2 | 1 | 1998 | West Semifinals | Won 2 games to 0 |
| Columbus | 1 | 0-1 | 1 | 0-1-0 | 0-0-0 | 0-0 | 1 | 2 | 2008 | Semifinals | Lost 1 games to 0 |
| D.C. United | 4 | 4-0 | 7 | 5-0-2 | 0-0-0 | 0-0 | 13 | 2 | 2007 | Quarterfinals | Won 1 games to 0 |
| FC Dallas | 2 | 1-1 | 6 | 3-2-1 | 0-0-1 | 0-0 | 12 | 6 | 2001 | Quarterfinals | Won 7 pts. to 1 |
| Kansas City | 1 | 0-1 | 1 | 0-1-0 | 0-0-0 | 0-0 | 0 | 1 | 2000 | MLS Cup '00 | Lost MLS Cup '00 |
| Los Angeles | 2 | 1-1 | 5 | 2-2-1 | 0-2-1 | 1-0 | 4 | 5 | 2001 | Semifinals | Lost 7 pts. to 1 |
| New England | 8 | 4-4 | 15 | 7-7-1 | 1-1-0 | 0-0 | 20 | 14 | 2009 | Quarterfinals | Won Series Tie-Breaker |
| New York | 1 | 1-0 | 3 | 2-1-0 | 0-0-0 | 0-0 | 6 | 4 | 2000 | Semifinals | Won 6 pts. to 3 |
| San Jose | 1 | 0-1 | 1 | 0-1-0 | 0-0-0 | 0-0 | 2 | 4 | 2003 | MLS Cup '03 | Lost MLS Cup '03 |
| Real Salt Lake | 1 | 0-1 | 1 | 0-1-0 | 0-1-0 | 0-1 | 0 | 0 | 2009 | Semifinals | Lost 1 games to 0 |
| TOTALS | 22 | 12-10 | 42 | 21-16-5 | 1-4-2 | 2-1 | 60 | 39 | | | |

## CHICAGO FIRE -- ALL-TIME POSTSEASON RESULTS

| DATE | OPPONENT | RESULT | ATT. | W-L-T | RD. | GOALS: |
|---|---|---|---|---|---|---|
| 10/01/1998 | Colorado | W 2-1 | 12,610 | 1-0-0 | QTR | CHI: Kubik (50); COL: Waldir (79) |
| 10/05/1998 | at Colorado | W 1-0 | 6,582 | 2-0-0 | QTR | CHI: Kubik (42) |
| 10/10/1998 | at Los Angeles | W 1-0 | 25,107 | 3-0-0 | SEM | CHI: Marsch (86) |
| 10/16/1998 | Los Angeles | W 2-1 | 32,744 | 4-0-0 | SEM | CHI: Nowak (31); LA: Pena (37) |
| 10/25/1998 | D.C. United | W 2-0 | 51,350 | 5-0-0 | FIN | CHI: Podbrozny (29) Gutierrez (45) |
| 10/16/1999 | at Dallas | L 1-2 | 10,980 | 0-1-0 | QTR | CHI: Ball (79); DAL: Graziani (52) Santel (75) |
| 10/23/1999 | Dallas | W 4-0 | 13,197 | 1-1-0 | QTR | CHI: Nowak (18) Kosecki (36) Razov (43) Kovalenko (46) |
| 10/27/1999 | at Dallas | L 2-3 | 9,795 | 1-2-0 | QTR | CHI: Razov (3) Marsch (5); DAL: Deering (55) Rodriguez (84) Graziani (86) |
| 09/15/2000 | New England | W 2-1 | 10,476 | 1-0-0 | QTR | CHI: own goal (54) Kovalenko (73); NE: Harris (50) |
| 09/19/2000 | at New England | L 1-2 | 10,723 | 1-1-0 | QTR | CHI: Kovalenko (83); NE: Wynalda (18) Wright (86) |
| 09/22/2000 | New England | W 6-0 | 5,972 | 2-1-0 | QTR | CHI: Razov (5,65) Stoitchkov (14,17) Nowak (47) George (75) |
| 09/26/2000 | MetroStars | W 3-0 | 7,141 | 3-1-0 | SEM | CHI: Stoitchkov (21) Kovalenko (35) Razov (84) |
| 09/30/2000 | at MetroStars | L 0-2 | 15,476 | 3-2-0 | SEM | MET: Chung (40) Valencia (84) |
| 10/06/2000 | MetroStars | W 3-2 | 10,133 | 4-2-0 | SEM | CHI: Brown (3) Stoitchkov (31) Razov (88); MET: Valencia (32,36) |
| 10/15/2000 | at Kansas City | L 0-1 | 39,159 | 4-3-0 | FIN | KC: Molnar (11) |
| 09/20/2001 | Dallas | W 2-0 | 8,314 | 1-0-0 | QTR | CHI: Bocanegra (40) Whitfield (90) |
| 09/23/2001 | at Dallas | T 1-1 (OT) | 17,149 | 1-0-1 | QTR | CHI: J. Beasley (84); DAL: Deering (27) |
| 09/29/2001 | Dallas | W 2-0 | 12,811 | 2-0-1 | QTR | CHI: Kovalenko (17) Armas (55) |
| 10/10/2001 | Los Angeles | T 1-1 (OT) | 10,388 | 2-0-2 | SEM | CHI: Wynalda (32); LA: Hernandez (44) |
| 10/13/2001 | at Los Angeles | L 0-1 (OT) | 10,100 | 2-1-2 | SEM | LA: Vagenas (94) |
| 10/17/2001 | Los Angeles | L 1-2 (OT) | 13,444 | 2-2-2 | SEM | CHI: D. Beasley (30); LA: Califf (44) Cienfuegos (98) |
| 09/26/2002 | at New England | L 0-2 | 6,306 | 0-1-0 | QTR | NE: Twellman (13) Hernandez (60) |
| 09/29/2002 | New England | W 2-1 | 9,434 | 1-1-0 | QTR | CHI: Razov (43,76); NE: Kamler (28) |
| 10/02/2002 | at New England | L 0-2 | 6,954 | 1-2-0 | QTR | NE: Kamler (12) Twellman (65) |
| 11/01/2003 | at D.C. United | W 2-0 | 15,202 | 1-0-0 | QTR | CHI: Williams (4) Razov (90) |
| 11/09/2003 | D.C. United | W 2-0 | 15,312 | 2-0-0 | QTR | CHI: Ralph (17) Razov (55) |
| 11/14/2003 | New England | W 1-0 (OT) | 14,610 | 3-0-0 | SEM | CHI: Armas (101) |
| 11/23/2003 | San Jose | L 2-4 | 27,000 | 3-1-0 | FIN | CHI: Beasley (49) own goal (54); SJ: Ekelund (5) Donovan (38,71) Mulrooney (50) |
| 10/21/2005 | D.C. United | T 0-0 | 11,493 | 0-0-1 | QTR | |
| 10/30/2005 | at D.C. United | W 4-0 | 20,089 | 1-0-1 | QTR | CHI: Stewart (10) Guerrero (37,45) Marsch (67) |
| 11/06/2005 | at New England | L 0-1 | 18,118 | 1-1-1 | SEM | NE: Dempsey (4) |
| 10/22/2006 | New England | W 1-0 | 10,217 | 1-0-0 | QTR | CHI: Mapp (35) |
| 10/28/2006 | at New England | L 1-2 (OT) | 9,372 | 1-1-0 | QTR | CHI: Jaqua (18); NE: Twellman (41) Noonan (58) |
| 10/25/2007 | D.C. United | W 1-0 | 17,834 | 1-0-0 | QTR | CHI: Rolfe (14) |
| 11/01/2007 | at D.C. United | T 2-2 | 19,438 | 1-0-1 | QTR | CHI: Barrett (31) Rolfe (33); DC: Simms (69) Gomez (74) |
| 11/08/2007 | at New England | L 0-1 | 10,317 | 1-1-1 | SEM | NE: Twellman (38) |
| 10/30/2008 | at New England | T 0-0 | 5,221 | 0-0-1 | QTR | |
| 11/06/2008 | New England | W 3-0 | 17,312 | 1-0-1 | QTR | CHI: Rolfe (45) Conde (49) Segares (74) |
| 11/13/2008 | at Columbus | L 1-2 | 14,688 | 1-1-1 | SEM | CHI: McBride (29); CLB: Marshall (49) Gaven (55) |
| 11/01/2009 | at New England | L 1-2 | 7,416 | 0-1-0 | QTR | CHI: Rolfe (17); NE: Osei (45) Joseph (75) |
| 11/07/2009 | New England | W 2-0 | 21,528 | 1-1-0 | QTR | CHI: Thorrington (35) Blanco (83) |
| 11/14/2009 | Real Salt Lake | L 0-0 (OT) | 21,723 | 1-2-0 | SEM | |

## CAREER POSTSEASON STATISTICS FOR CURRENT CHICAGO FIRE PLAYERS

| UNF | POS | PLAYER | GP | GS | MIN | G | A | SHT | SOG | PKG | PKA | SKG | SKA | FC | FS | OFF | CK | C | E |
|---|---|---|---|---|---|---|---|---|---|---|---|---|---|---|---|---|---|---|---|
| 4 | M | Alvaro Fernandez | 4 | 2 | 152 | 0 | 0 | 3 | 0 | 0 | 0 | 0 | 0 | 2 | 3 | 0 | 5 | 0 | 0 |
| 3 | D-M | Dan Gargan | 2 | 1 | 135 | 0 | 0 | 0 | 0 | 0 | 0 | 0 | 0 | 3 | 1 | 0 | 0 | 1 | 0 |
| 14 | F-M | Patrick Nyarko | 4 | 0 | 112 | 0 | 1 | 1 | 0 | 0 | 0 | 0 | 0 | 1 | 6 | 2 | 0 | 0 | 0 |
| 8 | F | Dominic Oduro | 5 | 3 | 297 | 0 | 0 | 9 | 3 | 0 | 0 | 0 | 0 | 4 | 5 | 6 | 0 | 1 | 0 |
| 12 | M | Logan Pause | 13 | 12 | 1119 | 0 | 0 | 2 | 1 | 0 | 0 | 0 | 1 | 10 | 11 | 0 | 0 | 1 | 0 |
| 18 | F | Chris Rolfe | 14 | 14 | 1189 | 4 | 2 | 34 | 16 | 0 | 0 | 0 | 0 | 13 | 14 | 4 | 0 | 0 | 0 |
| 13 | D | Gonzalo Segares | 12 | 11 | 960 | 1 | 0 | 8 | 3 | 0 | 0 | 0 | 0 | 20 | 12 | 1 | 2 | 5 | 0 |
| 15 | M | Wells Thompson | 14 | 8 | 774 | 0 | 1 | 5 | 1 | 0 | 0 | 0 | 0 | 8 | 13 | 0 | 10 | 1 | 0 |

# ALL-TIME CHICAGO FIRE POSTSEASON STATISTICS (21-14-7, 64 PTS.)

| PLAYER | GP | GS | MIN | G | A |
|---|---|---|---|---|---|
| Ante Razov | 26 | 25 | 2095 | 10 | 9 |
| Dema Kovalenko | 18 | 16 | 1512 | 5 | 3 |
| Hristo Stoitchkov | 13 | 9 | 900 | 4 | 5 |
| Chris Rolfe | 14 | 14 | 1189 | 4 | 2 |
| Peter Nowak | 20 | 20 | 1651 | 3 | 10 |
| Jesse Marsch | 31 | 31 | 2688 | 3 | 3 |
| DaMarcus Beasley | 17 | 16 | 1460 | 2 | 5 |
| Chris Armas | 29 | 29 | 2659 | 2 | 4 |
| Lubos Kubik | 9 | 8 | 727 | 2 | 3 |
| Ivan Guerrero | 5 | 5 | 480 | 2 | 1 |
| Justin Mapp | 12 | 6 | 627 | 1 | 4 |
| C.J. Brown | 35 | 35 | 3221 | 1 | 2 |
| Diego Gutierrez | 25 | 19 | 1901 | 1 | 2 |
| Cuauhtemoc Blanco | 9 | 9 | 833 | 1 | 1 |
| Carlos Bocanegra | 19 | 18 | 1664 | 1 | 1 |
| Nate Jaqua | 8 | 4 | 391 | 1 | 1 |
| Roman Kosecki | 4 | 4 | 269 | 1 | 1 |
| Jerzy Podbrozny | 7 | 7 | 622 | 1 | 1 |
| Damani Ralph | 4 | 4 | 363 | 1 | 1 |
| Evan Whitfield | 10 | 8 | 737 | 1 | 1 |
| Andy Williams | 4 | 4 | 306 | 1 | 1 |
| Eric Wynalda | 5 | 4 | 324 | 1 | 1 |
| John Ball | 2 | 0 | 59 | 1 | 0 |
| Chad Barrett | 6 | 3 | 271 | 1 | 0 |
| Jamar Beasley | 5 | 1 | 193 | 1 | 0 |
| Wilman Conde | 7 | 6 | 565 | 1 | 0 |
| Sam George | 2 | 0 | 21 | 1 | 0 |
| Brian McBride | 6 | 6 | 536 | 1 | 0 |
| Gonzalo Segares | 12 | 11 | 960 | 1 | 0 |
| Jack Stewart | 2 | 2 | 164 | 1 | 0 |
| John Thorrington | 6 | 5 | 485 | 1 | 0 |
| Calen Carr | 5 | 1 | 134 | 0 | 2 |
| Kelly Gray | 4 | 2 | 242 | 0 | 2 |
| Thiago | 4 | 3 | 314 | 0 | 2 |
| Zach Thornton | 31 | 31 | 2833 | 0 | 2 |
| Tenywa Bonseu | 6 | 5 | 473 | 0 | 1 |
| Paul Dougherty | 2 | 1 | 165 | 0 | 1 |
| Patrick Nyarko | 4 | 0 | 112 | 0 | 1 |
| Marco Pappa | 4 | 3 | 241 | 0 | 1 |
| Orlando Perez | 6 | 5 | 372 | 0 | 1 |
| Brandon Prideaux | 6 | 6 | 550 | 0 | 1 |
| Mike Sorber | 5 | 2 | 192 | 0 | 1 |
| Mike Banner | 3 | 1 | 80 | 0 | 0 |
| Jon Busch | 6 | 6 | 570 | 0 | 0 |
| Samuel Caballero | 1 | 0 | 8 | 0 | 0 |
| Jim Curtin | 11 | 10 | 878 | 0 | 0 |
| Sergi Daniv | 2 | 0 | 2 | 0 | 0 |
| Floyd Franks | 1 | 0 | 2 | 0 | 0 |
| Andy Herron | 4 | 2 | 228 | 0 | 0 |
| Baggio Husidic | 2 | 1 | 92 | 0 | 0 |
| Zak Ibsen | 3 | 0 | 46 | 0 | 0 |
| Stephen King | 1 | 0 | 5 | 0 | 0 |
| Frank Klopas | 5 | 1 | 119 | 0 | 0 |
| Tony Kuhn | 1 | 0 | 1 | 0 | 0 |
| Andrew Lewis | 1 | 0 | 33 | 0 | 0 |
| Francis Okaroh | 6 | 6 | 481 | 0 | 0 |
| Logan Pause | 13 | 12 | 1119 | 0 | 0 |
| Matt Pickens | 5 | 5 | 480 | 0 | 0 |
| Dasan Robinson | 8 | 8 | 735 | 0 | 0 |
| Tony Sanneh | 3 | 2 | 226 | 0 | 0 |
| Dipsy Selolwane | 2 | 0 | 39 | 0 | 0 |
| Tom Soehn | 12 | 4 | 450 | 0 | 0 |
| Bakary Soumare | 4 | 3 | 302 | 0 | 0 |
| David Vaudreuil | 9 | 7 | 600 | 0 | 0 |
| Billy Walsh | 2 | 0 | 57 | 0 | 0 |
| Paulo Wanchope | 1 | 1 | 90 | 0 | 0 |
| Josh Wolff | 7 | 3 | 313 | 0 | 0 |
| John Wolyniec | 2 | 0 | 18 | 0 | 0 |
| Daniel Woolard | 3 | 2 | 198 | 0 | 0 |
| Own-goals received | | | | 2 | |
| Team totals | 42 | 42 | 3883 | 60 | 77 |
| Opponent totals | 42 | 42 | 3883 | 39 | 46 |

FIRE INDIVIDUAL GOALKEEPING

| GOALKEEPER | GP | GS | SV | GA | GAA | SO |
|---|---|---|---|---|---|---|
| Jon Busch | 6 | 6 | 26 | 4 | 0.63 | 4 |
| Matt Pickens | 5 | 5 | 26 | 5 | 0.94 | 2 |
| Zach Thornton | 31 | 31 | 103 | 30 | 0.95 | 13 |
| Team totals | 42 | 42 | 155 | 39 | 0.90 | 19 |
| Opponent totals | 42 | 42 | 173 | 60 | 1.39 | 10 |

## CHICAGO FIRE INDIVIDUAL HIGH GAMES (2012)

Goals
2 Chris Rolfe 08/12/2012 at PHI W 3-1
2 Chris Rolfe 09/22/2012 vs. CLB W 2-1
2 Sherjill MacDonald 10/06/2012 at NY W 2-0

Assists
1 39 times

Shots
7 Marco Pappa 08/04/2012 vs. TOR W 2-1
7 Chris Rolfe 09/12/2012 at TOR W 2-1

Shots on Goal
4 Dominic Oduro 03/24/2012 vs. PHI W 1-0
4 Sebastian Grazzini 05/23/2012 vs. DAL W 2-1

Fouls Committed
5 Dan Gargan 10/20/2012 at NE L 0-1

Fouls Suffered
6 Patrick Nyarko 10/20/2012 at NE L 0-1
6 Patrick Nyarko 10/27/2012 vs. DC T 1-1

Offside
4 Dominic Oduro 07/14/2012 vs. VAN W 1-0

Saves
10 Sean Johnson 07/28/2012 at SJ T 1-1

Shots Faced
12 Sean Johnson 08/22/2012 at DC L 2-4

Goals Allowed
4 Sean Johnson 08/22/2012 at DC L 2-4

## TEAM HIGH GAMES (2012)

Goals
3 5 times

Assists
4 08/12/2012 at PHI W 3-1
4 09/15/2012 vs. MTL W 3-1

Shots
22 08/04/2012 vs. TOR W 2-1
22 08/18/2012 vs. NE W 2-1
22 09/12/2012 at TOR W 2-1

Shots on Goal
11 04/21/2012 at TOR W 3-2

Fouls Committed
21 05/23/2012 vs. DAL W 2-1

Fouls Suffered
17 03/17/2012 at MTL T 1-1
17 08/04/2012 vs. TOR W 2-1

Corner Kicks
12 04/28/2012 vs. SEA L 1-2

Offside
6 05/12/2012 vs. KC W 2-1

Saves
10 07/28/2012 at SJ T 1-1

Shots Faced
12 08/22/2012 at DC L 2-4

Goals Allowed
4 08/22/2012 at DC L 2-4

## TEAM LOW GAMES (2012)

Shots
6 07/03/2012 at HOU T 0-0

Shots on Goal
1 07/03/2012 at HOU T 0-0
1 07/18/2012 at NY L 0-1
1 09/28/2012 at KC L 0-2
1 10/20/2012 at NE L 0-1

Fouls Committed
4 05/09/2012 vs. RSL T 0-0

Fouls Suffered
6 05/09/2012 vs. RSL T 0-0

Corner Kicks
0 07/14/2012 vs. VAN W 1-0

Offside
0 03/17/2012 at MTL T 1-1
0 05/20/2012 at POR L 1-2
0 08/04/2012 vs. TOR W 2-1
0 09/12/2012 at TOR W 2-1
0 10/03/2012 vs. PHI L 1-3

Saves
0 04/15/2012 vs. HOU T 1-1
0 10/03/2012 vs. PHI L 1-3
0 10/20/2012 at NE L 0-1

Shots Faced
1 04/15/2012 vs. HOU T 1-1
1 10/06/2012 at NY W 2-0
1 10/20/2012 at NE L 0-1

## CHICAGO FIRE INDIVIDUAL POSTSEASON HIGH GAMES (1998-2009)

Goals
2 Ante Razov 09/22/2000 vs. NE W 6-0
2 Hristo Stoitchkov 09/22/2000 vs. NE W 6-0
2 Ante Razov 09/29/2002 vs. NE W 2-1
2 Ivan Guerrero 10/30/2005 at DC W 4-0

Assists
4 Ante Razov 09/22/2000 vs. NE W 6-0

Shots
8 Ante Razov 11/23/2003 vs. SJ L 2-4

Shots on Goal
5 Marco Pappa 11/07/2009 vs. NE W 2-0

Fouls Committed
7 Jesse Marsch 11/09/2003 vs. DC W 2-0

Fouls Suffered
7 Diego Gutierrez 09/23/2001 at DAL T 1-1
7 Ante Razov 09/29/2001 vs. DAL W 2-0
7 DaMarcus Beasley 10/10/2001 vs. LA T 1-1
7 Cuauhtemoc Blanco 10/25/2007 vs. DC W 1-0

Offside
4 Ante Razov 09/22/2000 vs. NE W 6-0
4 Ante Razov 11/14/2003 vs. NE W 1-0

Saves
8 6 times

Shots Faced
11 Zach Thornton 10/27/1999 at DAL L 2-3

Goals Allowed
4 Zach Thornton 11/23/2003 vs. SJ L 2-4

## TEAM POSTSEASON HIGH GAMES (1998-2009)

Goals
6 09/22/2000 vs. NE W 6-0

Assists
12 09/22/2000 vs. NE W 6-0

Shots
22 10/15/2000 at KC L 0-1
22 11/23/2003 vs. SJ L 2-4

Shots on Goal
13 11/07/2009 vs. NE W 2-0

Fouls Committed
28 11/06/2005 at NE L 0-1

Fouls Suffered
32 09/23/2001 at DAL T 1-1

Corner Kicks
14 11/14/2003 vs. NE W 1-0

Offside
9 09/22/2000 vs. NE W 6-0

Saves
8 6 times

Shots Faced
11 10/27/1999 at DAL L 2-3

Goals Allowed
4 11/23/2003 vs. SJ L 2-4

## TEAM POSTSEASON LOW GAMES (1998-2009)

Shots
5 10/10/1998 at LA W 1-0

Shots on Goal
1 09/26/2002 at NE L 0-2

Fouls Committed
7 11/01/2009 at NE L 1-2

Fouls Suffered
7 10/25/1998 vs. DC W 2-0
7 09/22/2000 vs. NE W 6-0

Corner Kicks
1 10/10/1998 at LA W 1-0
1 11/01/2007 at DC T 2-2

Offside
0 10/01/1998 vs. COL W 1-1

Saves
0 09/29/2002 vs. NE W 2-1
0 10/21/2005 vs. DC T 0-0
0 11/06/2005 at NE L 0-1

Shots Faced
0 10/21/2005 vs. DC T 0-0

## 2012 CHICAGO FIRE STATISTICS (17-11-6, 57 pts.)

| UNF | POS | PLAYER | GP | GS | MIN | G | A | SHT | SOG | FC | FS | OFF | CK | C | E |
|---|---|---|---|---|---|---|---|---|---|---|---|---|---|---|---|
| 18 | M | Chris Rolfe | 22 | 19 | 1760 | 8 | 3 | 58 | 20 | 12 | 26 | 5 | 1 | 1 | 0 |
| 16 | M | Marco Pappa | 22 | 20 | 1615 | 6 | 5 | 69 | 21 | 28 | 32 | 3 | 33 | 5 | 0 |
| 8 | F | Dominic Oduro | 33 | 21 | 1823 | 6 | 3 | 54 | 25 | 21 | 35 | 31 | 0 | 3 | 0 |
| 14 | F | Patrick Nyarko | 34 | 31 | 2756 | 4 | 7 | 40 | 13 | 41 | 84 | 8 | 0 | 3 | 0 |
| 7 | F | Sherjill MacDonald | 14 | 12 | 1033 | 4 | 4 | 32 | 11 | 17 | 6 | 12 | 1 | 2 | 0 |
| 4 | M | Alvaro Fernandez (TOT) | 27 | 23 | 1863 | 4 | 3 | 29 | 7 | 16 | 43 | 4 | 18 | 2 | 1 |
| 4 | M | Alvaro Fernandez (CHI) | 13 | 12 | 943 | 2 | 1 | 16 | 3 | 4 | 19 | 1 | 2 | 0 | 0 |
| 13 | D | Gonzalo Segares | 31 | 31 | 2682 | 3 | 1 | 15 | 8 | 30 | 31 | 2 | 0 | 5 | 2 |
| 22 | D | Austin Berry | 28 | 28 | 2520 | 3 | 0 | 14 | 5 | 16 | 19 | 0 | 0 | 2 | 0 |
| 10 | M | Sebastian Grazzini | 14 | 14 | 1103 | 2 | 5 | 30 | 15 | 18 | 22 | 2 | 26 | 4 | 0 |
| 11 | M | Daniel Paladini | 15 | 7 | 691 | 2 | 2 | 13 | 5 | 12 | 5 | 0 | 16 | 1 | 0 |
| 71 | M | Alex | 17 | 6 | 705 | 2 | 0 | 29 | 9 | 14 | 18 | 1 | 13 | 1 | 0 |
| 17 | M | Pavel Pardo | 28 | 27 | 2386 | 1 | 4 | 25 | 8 | 19 | 19 | 1 | 64 | 4 | 0 |
| 6 | D | Jalil Anibaba | 33 | 32 | 2868 | 1 | 1 | 18 | 5 | 22 | 12 | 0 | 0 | 1 | 1 |
| 23 | D | Arne Friedrich | 23 | 22 | 1832 | 1 | 0 | 12 | 7 | 16 | 15 | 1 | 0 | 4 | 1 |
| 12 | M | Logan Pause | 32 | 31 | 2424 | 1 | 0 | 5 | 2 | 11 | 17 | 0 | 0 | 0 | 0 |
| 3 | D | Dan Gargan | 22 | 19 | 1754 | 0 | 1 | 12 | 2 | 38 | 12 | 1 | 0 | 5 | 0 |
| 25 | G | Sean Johnson | 31 | 31 | 2766 | 0 | 1 | 0 | 0 | 0 | 4 | 0 | 0 | 2 | 0 |
| 9 | F | Federico Puppo | 11 | 1 | 216 | 0 | 1 | 3 | 3 | 4 | 5 | 4 | 0 | 1 | 0 |
| 15 | M | Wells Thompson (TOT) | 21 | 5 | 664 | 0 | 1 | 11 | 2 | 11 | 13 | 2 | 0 | 1 | 0 |
| 15 | M | Wells Thompson (CHI) | 4 | 0 | 65 | 0 | 0 | 3 | 0 | 1 | 4 | 0 | 0 | 0 | 0 |
| 15 | F | Orr Barouch | 9 | 1 | 224 | 0 | 0 | 4 | 1 | 9 | 4 | 3 | 1 | 2 | 0 |
| 19 | M | Corben Bone | 2 | 0 | 26 | 0 | 0 | 0 | 0 | 0 | 0 | 0 | 0 | 0 | 0 |
| 10 | F | Guillermo Franco | 3 | 0 | 43 | 0 | 0 | 1 | 0 | 2 | 1 | 0 | 0 | 0 | 1 |
| 5 | D | Cory Gibbs | 3 | 3 | 270 | 0 | 0 | 2 | 0 | 4 | 2 | 0 | 0 | 1 | 0 |
| 99 | D | Hunter Jumper | 5 | 0 | 48 | 0 | 0 | 0 | 0 | 3 | 1 | 0 | 0 | 0 | 0 |
| 88 | M | Rafael Robayo | 16 | 3 | 439 | 0 | 0 | 5 | 0 | 4 | 2 | 0 | 0 | 1 | 0 |
| 70 | G | Paolo Tornaghi | 3 | 3 | 270 | 0 | 0 | 0 | 0 | 0 | 2 | 0 | 0 | 0 | 0 |
| 21 | M | Michael Videira | 3 | 0 | 40 | 0 | 0 | 0 | 0 | 3 | 0 | 0 | 0 | 0 | 0 |
| 94 | F | Kellen Gulley | 0 | 0 | 0 | 0 | 0 | 0 | 0 | 0 | 0 | 0 | 0 | 0 | 0 |
| 28 | D | Steven Kinney | 0 | 0 | 0 | 0 | 0 | 0 | 0 | 0 | 0 | 0 | 0 | 0 | 0 |
| 1 | G | Jay Nolly | 0 | 0 | 0 | 0 | 0 | 0 | 0 | 0 | 0 | 0 | 0 | 0 | 0 |
| 27 | M | Victor Pineda | 0 | 0 | 0 | 0 | 0 | 0 | 0 | 0 | 0 | 0 | 0 | 0 | 0 |
| 20 | D | Tony Walls | 0 | 0 | 0 | 0 | 0 | 0 | 0 | 0 | 0 | 0 | 0 | 0 | 0 |
| | | Team totals | 34 | 34 | 3036 | 46 | 39 | 460 | 163 | 349 | 421 | 75 | 158 | 48 | 6 |
| | | Opponent totals | 34 | 34 | 3036 | 41 | 39 | 480 | 160 | 421 | 349 | 49 | 171 | 46 | 3 |

GAME-WINNING GOALS: Marco Pappa 3, Dominic Oduro 3, Chris Rolfe 2, Sherjill MacDonald 2
Gonzalo Segares 1, Pavel Pardo 1, Daniel Paladini 1, Patrick Nyarko 1
Arne Friedrich 1, Alex 1, Austin Berry 1
GAME-WINNING ASSISTS: Patrick Nyarko 3, Chris Rolfe 2, Marco Pappa 2, Dominic Oduro 2
Gonzalo Segares 1, Federico Puppo 1, Pavel Pardo 1, Sebastian Grazzini 1
Alvaro Fernandez 1
PENALTY KICK GOALS/ATTEMPTS: Sebastian Grazzini 1-2, Chris Rolfe 1-1

CHICAGO FIRE INDIVIDUAL GOALKEEPING

| UNF | POS | GOALKEEPER | GP | GS | MIN | SHTS | SV | GA | GAA | PG | PA | W | L | T | SO |
|---|---|---|---|---|---|---|---|---|---|---|---|---|---|---|---|
| 70 | G | Paolo Tornaghi | 3 | 3 | 270 | 17 | 14 | 3 | 1.00 | 0 | 0 | 1 | 1 | 1 | 1 |
| 25 | G | Sean Johnson | 31 | 31 | 2766 | 143 | 108 | 38 | 1.24 | 2 | 3 | 16 | 10 | 5 | 5 |
| | | Team totals | 34 | 34 | 3036 | 160 | 122 | 41 | 1.22 | 2 | 3 | 17 | 11 | 6 | 6 |
| | | Opponent totals | 34 | 34 | 3036 | 163 | 113 | 46 | 1.36 | 2 | 3 | 11 | 17 | 6 | 8 |

* = Played with other teams in 2012. Only Chicago Fire statistics listed here.

# CHICAGO FIRE 2012 SCHEDULE

| DAY | DATE | OPPONENT | RESULT | ATT. | W-L-T | POS. | PTS | NOTES: |
|---|---|---|---|---|---|---|---|---|
| Sat. | Mar. 17 | at Montreal | T 1-1 | 58,912 | 0-0-1 | T3 | 1 | CHI: Oduro (71); MTL: Arnaud (56) |
| Sat. | Mar. 24 | Philadelphia | W 1-0 | 18,075 | 1-0-1 | 3 | 4 | CHI: Oduro (28) |
| Sun. | Apr. 1 | at Colorado | L 0-2 | 13,152 | 1-1-1 | T6 | 4 | COL: Cummings (58) Hill (92+) |
| Sun. | Apr. 15 | Houston | T 1-1 | 10,489 | 1-1-2 | 7 | 5 | CHI: Pause (27); HOU: Bruin (24) |
| Sat. | Apr. 21 | at Toronto FC | W 3-2 | 19,255 | 2-1-2 | T4 | 8 | CHI: Oduro (0:25) Segares (41) Nyarko (58); TOR: Lambe (36,40) |
| Sat. | Apr. 28 | Seattle | L 1-2 | 14,166 | 2-2-2 | T4 | 8 | CHI: Pappa (89); SEA: own goal (39) Johnson (67) |
| Fri. | May 4 | at Chivas USA | W 2-1 | 14,652 | 3-2-2 | 4 | 11 | CHI: Berry (25) Pappa (93+); CHV: Angel (23) |
| Wed. | May 9 | Real Salt Lake | T 0-0 | 13,544 | 3-2-3 | 4 | 12 | |
| Sat. | May 12 | Sporting KC | W 2-1 | 14,159 | 4-2-3 | 4 | 15 | CHI: Grazzini (61) Oduro (81); KC: Convey (31) |
| Sun. | May 20 | at Portland | L 1-2 | 20,438 | 4-3-3 | 4 | 15 | CHI: Anibaba (39); POR: Brunner (20) own goal (52) |
| Wed. | May 23 | FC Dallas | W 2-1 | 11,947 | 5-3-3 | 4 | 18 | CHI: Grazzini (45) Pappa (63); DAL: Hedges (41) |
| Sat. | May 26 | at Columbus | L 1-2 | 16,024 | 5-4-3 | T4 | 18 | CHI: Berry (72); CLB: Gaven (9) Renteria (43) |
| Sat. | June 2 | at New England | L 0-2 | 12,523 | 5-5-3 | T4 | 18 | NE: Rowe (69) Feilhaber (73) |
| Sun. | June 17 | New York | W 3-1 | 18,526 | 6-5-3 | 4 | 21 | CHI: Nyarko (4) Segares (68) Rolfe (81); NY: McCarty (55) |
| Sat. | June 23 | Columbus | W 2-1 | 17,144 | 7-5-3 | 4 | 24 | CHI: Pappa (2) Oduro (26); CLB: Tchani (36) |
| Fri. | June 29 | at Sporting KC | W 1-0 | 19,274 | 8-5-3 | 4 | 27 | CHI: Pappa (58) |
| Tue. | July 3 | at Houston | T 0-0 | 22,039 | 8-5-4 | 4 | 28 | |
| Sun. | July 8 | Los Angeles | L 0-2 | 20,563 | 8-6-4 | 4 | 28 | LA: Keane (24,78) |
| Sat. | July 14 | Vancouver | W 1-0 | 16,820 | 9-6-4 | T3 | 31 | CHI: Pardo (10) |
| Wed. | July 18 | at New York | L 0-1 | 15,814 | 9-7-4 | T4 | 31 | NY: Henry (71) |
| Sat. | July 28 | at San Jose | T 1-1 | 10,525 | 9-7-5 | 5 | 32 | CHI: Rolfe (37); SJ: Lenhart (98+) |
| Sat. | Aug. 4 | Toronto FC | W 2-1 | 15,757 | 10-7-5 | 5 | 35 | CHI: Pappa (64) Berry (84); TOR: Johnson (16) |
| Sun. | Aug. 12 | at Philadelphia | W 3-1 | 18,412 | 11-7-5 | 4 | 38 | CHI: Rolfe (43,56) Friedrich (47+); PHI: own goal (34) |
| Sat. | Aug. 18 | New England | W 2-1 | 17,495 | 12-7-5 | T2 | 41 | CHI: Rolfe (5) MacDonald (25); NE: Cardenas (11) |
| Wed. | Aug. 22 | at D.C. United | L 2-4 | 10,291 | 12-8-5 | T3 | 41 | CHI: Paladini (44) Segares (75); DC: De Rosario (19) Pajoy (46+) McDonald (51) Tan (89) |
| Sun. | Sept. 2 | Houston | W 3-1 | 17,007 | 13-8-5 | 3 | 44 | CHI: Nyarko (0:47) Paladini (19) Alex (93+); HOU: Ching (90) |
| Wed. | Sept. 12 | at Toronto FC | W 2-1 | 14,623 | 14-8-5 | 2 | 47 | CHI: Fernandez (13) Rolfe (42); TOR: Hassli (79) |
| Sat. | Sept. 15 | Montreal | W 3-1 | 17,691 | 15-8-5 | 2 | 50 | CHI: MacDonald (34) Alex (61) Fernandez (80); MTL: Di Vaio (20) |
| Sat. | Sept. 22 | Columbus | W 2-1 | 19,172 | 16-8-5 | 2 | 53 | CHI: Rolfe (23,26); CLB: Arrieta (15) |
| Fri. | Sept. 28 | at Sporting KC | L 0-2 | 21,010 | 16-9-5 | 2 | 53 | KC: Zusi (11,96+) |
| Wed. | Oct. 3 | Philadelphia | L 1-3 | 16,375 | 16-10-5 | T2 | 53 | CHI: Oduro (69); PHI: McInerney (7) Gomez (67) Hoppenot (87) |
| Sat. | Oct. 6 | at New York | W 2-0 | 21,157 | 17-10-5 | 2 | 56 | CHI: MacDonald (65,78) |
| Sat. | Oct. 20 | at New England | L 0-1 | 25,534 | 17-11-5 | 3 | 56 | NE: Fagundez (17) |
| Sat. | Oct. 27 | D.C. United | T 1-1 | 20,017 | 17-11-6 | T3 | 57 | CHI: Nyarko (16); DC: Pajoy (50) |

## CHICAGO FIRE – GAME-BY-GAME

| # | Player | 1 | 2 | 3 | 4 | 5 | 6 | 7 | 8 | 9 | 10 | 11 | 12 | 13 | 14 | 15 | 16 | 17 | 18 | 19 | 20 | 21 | 22 | 23 | 24 | 25 | 26 | 27 | 28 | 29 | 30 | 31 | 32 | 33 | 34 |
|---|---|---|---|---|---|---|---|---|---|---|---|---|---|---|---|---|---|---|---|---|---|---|---|---|---|---|---|---|---|---|---|---|---|---|---|
| | | MTL | PHI | COL | HOU | TOR | SEA | CHV | RSL | KC | POR | DAL | CLB | NE | NY | CLB | KC | HOU | LA | VAN | NY | SJ | TOR | PHI | NE | DC | HOU | TOR | MTL | CLB | KC | PHI | NY | NE | DC |
| | | 1-1 | 1-0 | 0-2 | 1-1 | 3-2 | 1-2 | 2-1 | 0-0 | 2-1 | 1-2 | 2-1 | 1-2 | 0-2 | 3-1 | 2-1 | 1-0 | 0-0 | 0-2 | 1-0 | 0-1 | 1-1 | 2-1 | 3-1 | 2-1 | 2-4 | 3-1 | 2-1 | 1-3 | 2-1 | 0-2 | 1-3 | 2-0 | 0-1 | 1-1 |
| 1 | Jay Nolly | | | | | | | | | | | | | | | | | | | | | | | | | | | | | | | | | | |
| 3 | Dan Gargan | 90D | 90D | | 66D | 90D | 90D | 90D | 51D | 61 | 81D | 90D | 90D | 90D | 90D | 90D | 90D | 90D | | 19 | 90D | 90D | | | | | | | 49 | | | 77D | | 90D | |
| 4 | Alvaro Fernandez | | | | | | | | | | | | | | | | | | | | | | 50M | 90M | 79M | 27 | 90M | 63M | 83M | 90M | 90M | 63M | 60M | 90M | 68M |
| 4 | Kwame Watson-Siriboe | | | | | | | | | | | | | | | | | | | | | | | | | | | | | | | | | | |
| 5 | Cory Gibbs | 90D | 90D | 90D | | | | | | | | | | | | | | | | | | | | | | | | | | | | | | | |
| 6 | Jalil Anibaba | 90D | 90D | 90D | 66D | 90D | 90D | | 39 | 90D | 90D | 90D | 90D | 90D | 90D | 90D | 90D | 90D | 90D | 90D | 90D | 90D | 90D | 90D | 90D | 63D | 90D | 90D | 90D | 90D | 90D | 90D | 90D | 90D | 90D |
| 7 | Kheli Dube | | | | | | | | | | | | | | | | | | | | | | | | | | | | | | | | | | |
| 7 | Sherjill MacDonald | | | | | | | | | | | | | | | | | | | | | 26 | 45 | 70F | 71F | 90F | 55F | 71F | 77F | 78F | 90F | 90F | 90F | 90F | 90F |
| 8 | Dominic Oduro | 90F | 90F | 90F | 66F | 84F | 90F | 86F | 90F | 90F | 60F | 59F | 45 | 69F | 76F | 80F | 90F | 54F | 67F | 65F | 61F | 64F | 45F | | 19 | 16 | 13 | 19 | 13 | 6 | 29 | 45 | 23 | 7 | 22 |
| 9 | Federico Puppo | 28 | 1 | 12 | | 25 | 18 | 4 | 30 | 10 | 30 | | 45F | 13 | | | | | | | | | | | | | | | | | | | | | |
| 10 | Sebastian Grazzini | 79M | 85M | 90M | 66M | 79M | 80M | 78M | 90M | 80M | 90M | 76M | | 90M | 61M | 59M | | | | | | | | | | | | | | | | | | | |
| 10 | Guillermo Franco | | | | | | | | | | | | | | | | | | | | | | | | | | | | | | 19 | 16 | | | 8 |
| 11 | Daniel Paladini | 11 | 20 | 29 | | 6 | 72M | | | | | | 30 | | | | | | | | | 1 | | | 90M | 85M | 90M | | | 12 | 10 | 90M | 81M | 64M | |
| 12 | Logan Pause | 90M | 90M | 83D | 66M | 90M | 61M | 90M | 72M | 71M | 68M | 90M | 60M | 74M | 90M | 90M | 90M | 90M | 45M | 90M | 75M | 90M | 74M | 44M | | 5 | 90M | 90M | 90M | 90M | 80M | 45M | 90M | 83M | 68M |
| 13 | Gonzalo Segares | 68D | 90D | 90D | 66D | 90D | 90D | 90D | 90D | 90D | 90D | 90D | 90D | 90D | 90D | 29D | | 90D | 90D | 90D | 90D | | 90D | 90D | 90D | 90D | 90D | 90D | 90D | 90D | 89D | | 90D | 90D | 90D |
| 14 | Patrick Nyarko | 90F | 90F | 90F | 66F | 90F | 90F | 90F | 60F | 90F | 90M | 90M | 90M | 90M | 90M | 72M | 82M | 87M | 90M | 78M | 45 | 90M | 40 | 46 | 75M | 90M | 77M | 90M | 90M | 90M | 71M | 90M | 67M | 90M | 90M |
| 15 | Wells Thompson | | | | | | | | | | | | | | | | | | | | | | | | | | | 27 | 7 | 1 | | | 30 | | |
| 15 | Orr Barouch | | | 7 | | 11 | | | | | 9 | 31 | 45 | 77F | | | | 18 | 11 | | 15 | | | | | | | | | | | | | | |
| 16 | Marco Pappa | 62M | 89M | 78M | 66M | 65M | 29 | 90M | 90M | 90M | 90M | 89M | 45M | | 85M | 90M | 64M | 72M | 90M | | 90M | | 90M | 62M | 15 | 74M | | | | | | | | | |
| 17 | Pavel Pardo | 90M | 70M | 90M | 66M | 90M | 90M | 90M | 90M | 90M | 90M | 14 | 90M | 90M | 90M | 90M | 90M | 90M | 90M | 90M | 90M | 90M | 90M | 90M | 90M | 90M | 90M | 76M | | | | | | | 90M |
| 18 | Chris Rolfe | | | | | | | | | | | | | 21 | 29 | 31 | 90M | 90M | 79M | 90M | 90M | 89M | 90M | 90M | 90M | 90M | 85M | 90F | 90M | 84M | 90M | 90M | 90M | 90M | 82M |
| 19 | Corben Bone | | | | | | | | | | | 1 | | | | | | | | 25 | | | | | | | | | | | | | | | |
| 20 | Tony Walls | | | | | | | | | | | | | | | | | | | | | | | | | | | | | | | | | | |
| 21 | Michael Videira | | | | | | | | | | | | | | | | | | | | | | | 20 | 11 | | | | | | | | 9 | | |
| 22 | Austin Berry | | | | | | | 90D | 90D | 90D | 90D | 90D | 90D | 90D | 90D | 90D | 90D | 90D | 90D | 90D | 90D | 90D | 90D | 90D | 90D | 90D | 90D | 90D | 90D | 90D | 90D | 90D | 90D | 90D | 90D |
| 23 | Arne Friedrich | | | | 66D | 90D | 90D | 90D | 90D | 29D | | | | | | 18 | 79D | | 90D | 69D | | 90D | 90D | 90D | 90D | 90D | 90D | 90D | 41D | 90D | 90D | 90D | 90D | | 90D |
| 24 | Pari Pantazopoulos | | | | | | | | | | | | | | | | | | | | | | | | | | | | | | | | | | |
| 25 | Sean Johnson | | | | 66G | 90G | 90G | 90G | 90G | 90G | 90G | 90G | 90G | 90G | 90G | 90G | 90G | 90G | 90G | 90G | 90G | 90G | 90G | 90G | 90G | 90G | 90G | 90G | 90G | 90G | 90G | 90G | 90G | 90G | 90G |
| 27 | Victor Pineda | | | | | | | | | | | | | | | | | | | | | | | | | | | | | | | | | | |
| 28 | Steven Kinney | | | | | | | | | | | | | | | | | | | | | | | | | | | | | | | | | | |
| 70 | Paolo Tornaghi | 90G | 90G | 90G | | | | | | | | | | | | | | | | | | | | | | | | | | | | | | | |
| 71 | Alex | | | | | | | | | | | | | | | | 26 | 36 | 45 | 71M | 45M | 83M | 16 | 28 | | 5 | 35 | 14 | 90M | 89M | 61M | 13 | | 26 | 22 |
| 88 | Rafael Robayo | | 5 | 61M | | | 10 | 12 | 18 | 19 | 22 | 90M | 90M | 16 | 14 | 10 | 8 | | 23 | 12 | 29 | | | | | | | | | | | | | | |
| 94 | Kellen Gulley | | | | | | | | | | | | | | | | | | | | | | | | | | | | | | | | | | |
| 99 | Hunter Jumper | 22 | | | | | | | | | | | | | 5 | | 11 | 3 | | | | 7 | | | | | | | | | | | | | |

"00" = minutes played
F/M/D/G = starting position

Played for other teams:
Alvaro Fernandez played 920 minutes for SEA
Wells Thompson played 599 minutes for COL

## CHICAGO FIRE – GAME-BY-GAME LOG

| | | | | |
|---|---|---|---|---|
| Game #1 | 03/17/2012 | CHI 1 at MTL 1 | T | Oduro 1 (Grazzini 1) 71 |
| Game #2 | 03/24/2012 | CHI 1 vs PHI 0 | W | Oduro 2 (Pappa 1) 28 |
| Game #3 | 04/01/2012 | CHI 0 at COL 2 | L | |
| Game #4 | 04/15/2012 | CHI 1 vs HOU 1 | T | Pause 1 (Pardo 1) 27 |
| Game #5 | 04/21/2012 | CHI 3 at TOR 2 | W | Oduro 3 (Nyarko 1) 1; Segares 1 (Grazzini 2) 41; Nyarko 1 (Oduro 1, Pause 1) 58 |
| Game #6 | 04/28/2012 | CHI 1 vs SEA 2 | L | Pappa 1 (unassisted) 89 |
| Game #7 | 05/04/2012 | CHI 2 at CHV 1 | W | Berry 1 (Grazzini 3) 25; Pappa 2 (Puppo 1) 93+ |
| Game #8 | 05/09/2012 | CHI 0 vs RSL 0 | T | |
| Game #9 | 05/12/2012 | CHI 2 vs KC 1 | W | Grazzini 1 (penalty kick) 61; Oduro 4 (Nyarko 2) 81 |
| Game #10 | 05/20/2012 | CHI 1 at POR 2 | L | Anibaba 1 (Pappa 2) 39 |
| Game #11 | 05/23/2012 | CHI 2 vs DAL 1 | W | Grazzini 2 (Pappa 3) 45; Pappa 3 (unassisted) 63 |
| Game #12 | 05/26/2012 | CHI 1 at CLB 2 | L | Berry 2 (Paladini 1) 72 |
| Game #13 | 06/02/2012 | CHI 0 at NE 2 | L | |
| Game #14 | 06/17/2012 | CHI 3 vs NY 1 | W | Nyarko 2 (Grazzini 4) 4; Segares 2 (Oduro 2) 68; Rolfe 1 (Nyarko 3) 81 |
| Game #15 | 06/23/2012 | CHI 2 vs CLB 1 | W | Pappa 4 (unassisted) 2; Oduro 5 (Grazzini 5) 26 |
| Game #16 | 06/29/2012 | CHI 1 at KC 0 | W | Pappa 5 (Rolfe 1) 58 |
| Game #17 | 07/03/2012 | CHI 0 at HOU 0 | T | |
| Game #18 | 07/08/2012 | CHI 0 vs LA 2 | L | |
| Game #19 | 07/14/2012 | CHI 1 vs VAN 0 | W | Pardo 1 (free kick) 10 |
| Game #20 | 07/18/2012 | CHI 0 at NY 1 | L | |
| Game #21 | 07/28/2012 | CHI 1 at SJ 1 | T | Rolfe 2 (Nyarko 4) 37 |
| Game #22 | 08/04/2012 | CHI 2 vs TOR 1 | W | Pappa 6 (unassisted) 64; Berry 3 (Pardo 2) 84 |
| Game #23 | 08/12/2012 | CHI 3 at PHI 1 | W | Rolfe 3 (MacDonald 1) 43; Friedrich 1 (Pappa 4) 47+; Rolfe 4 (Nyarko 5, Johnson 1) 56 |
| Game #24 | 08/18/2012 | CHI 2 vs NE 1 | W | Rolfe 5 (penalty kick) 5; MacDonald 1 (Nyarko 6, Segares 1) 25 |
| Game #25 | 08/22/2012 | CHI 2 at DC 4 | L | Paladini 1 (Pappa 5, MacDonald 2) 44; Segares 3 (Pardo 3) 75 |
| Game #26 | 09/02/2012 | CHI 3 vs HOU 1 | W | Nyarko 3 (unassisted) 1; Paladini 2 (unassisted) 19; Alex 1 (Oduro 3) 93+ |
| Game #27 | 09/12/2012 | CHI 2 at TOR 1 | W | Fernandez 3 (Pardo 4) 13; Rolfe 6 (unassisted) 42 |
| Game #28 | 09/15/2012 | CHI 3 vs MTL 1 | W | MacDonald 2 (Anibaba 1) 34; Alex 2 (Fernandez 3) 61; Fernandez 4 (Rolfe 2, Gargan 1) 80 |
| Game #29 | 09/22/2012 | CHI 2 vs CLB 1 | W | Rolfe 7 (MacDonald 3) 23; Rolfe 8 (Nyarko 7) 26 |
| Game #30 | 09/28/2012 | CHI 0 at KC 2 | L | |
| Game #31 | 10/03/2012 | CHI 1 vs PHI 3 | L | Oduro 6 (unassisted) 69 |
| Game #32 | 10/06/2012 | CHI 2 at NY 0 | W | MacDonald 3 (Rolfe 3) 65; MacDonald 4 (Paladini 2) 78 |
| Game #33 | 10/20/2012 | CHI 0 at NE 1 | L | |
| Game #34 | 10/27/2012 | CHI 1 vs DC 1 | T | Nyarko 4 (MacDonald 4) 16 |

## CHICAGO FIRE –CUP COMPETITIONS – GAME-BY-GAME

| # | Player | U.S. OPEN CUP 3R MICH 2-3 |
|---|---|---|
| 1 | Jay Nolly | |
| 3 | Dan Gargan | 36 |
| 4 | Kwame Watson-Siriboe | 71 |
| 5 | Cory Gibbs | |
| 6 | Jalil Anibaba | 120D |
| 7 | Kheli Dube | |
| 8 | Dominic Oduro | 36 |
| 9 | Federico Puppo | 120F |
| 10 | Sebastian Grazzini | |
| 11 | Daniel Paladini | 120M |
| 12 | Logan Pause | |
| 13 | Gonzalo Segares | |
| 14 | Patrick Nyarko | |
| 15 | Orr Barouch | 84F |
| 16 | Marco Pappa | |
| 17 | Pavel Pardo | |
| 18 | Chris Rolfe | |
| 19 | Corben Bone | 120M |
| 20 | Tony Walls | 84D |
| 21 | Michael Videira | 120M |
| 22 | Austin Berry | 49D |
| 23 | Arne Friedrich | |
| 24 | Pari Pantazopoulos | |
| 25 | Sean Johnson | |
| 27 | Victor Pineda | |
| 28 | Steven Kinney | |
| 70 | Paolo Tornaghi | 120G |
| 88 | Rafael Robayo | 120M |
| 94 | Kellen Gulley | |
| 99 | Hunter Jumper | 120D |

U.S. OPEN CUP
3R 05/29/2012 CHI 2 at MICH 3 L (OT) Bone (Puppo) 28; Puppo (Bone) 51

# D.C. UNITED

## 2012 RECORD

| | GP | W-L-T | PTS | GF | GA |
|---|---|---|---|---|---|
| United | 34 | 17-10-7 | 58 | 53 | 43 |

## RECORD at RFK STADIUM

| GP | W-L-T | PTS | GF | GA |
|---|---|---|---|---|
| 17 | 12-1-4 | 40 | 37 | 17 |

## RECORD on road

| GP | W-L-T | PTS | GF | GA |
|---|---|---|---|---|
| 17 | 5-9-3 | 18 | 16 | 26 |

## RECORD at the half

| | W | L | T |
|---|---|---|---|
| LEADING | 7 | 0 | 0 |
| TIED | 9 | 5 | 5 |
| TRAILING | 1 | 5 | 2 |

## RECORD with the first goal

| | W | L | T |
|---|---|---|---|
| SCORING | 14 | 2 | 1 |
| CONCEDING | 3 | 8 | 4 |

## TEAM COMPARISONS

| | FOR | AGAINST |
|---|---|---|
| GOALS SCORED | 1.56 (4th) | 1.26 (7th) |
| TOTAL SHOTS | 13.26 (8th) | 14.68 (17th) |
| SHOTS ON GOAL | 4.79 (4th) | 4.76 (15th) |
| SHOOTING ACCURACY | 36.1% (7th) | 25.6% (4th) |
| SCORING %AGE | 11.8% (4th) | 8.6% (4th) |
| FOULS | 11.47 (15th) | 11.47 (14th) |
| CORNER KICKS | 4.61 (11th) | 5.06 (15th) |
| OFFSIDE | 3.12 (15th) | 2.68 (11th) |

## GOALS SCORED IN GAME

| GP | 0 | 1 | 2 | 3 | 4+ | TOT | AVG |
|---|---|---|---|---|---|---|---|
| 34 | 8 | 11 | 6 | 6 | 3 | 53 | 1.56 |

## GOALS ALLOWED IN GAME

| GP | 0 | 1 | 2 | 3 | 4+ | TOT | AVG |
|---|---|---|---|---|---|---|---|
| 34 | 10 | 13 | 6 | 3 | 2 | 43 | 1.26 |

## GOALS BY INTERVALS

| | TOT | 0-15 | 16-30 | 31-45+ | 46-60 | 61-75 | 76-90+ |
|---|---|---|---|---|---|---|---|
| FOR | 53 | 6 | 6 | 8 | 10 | 15 | 8 |
| AGAINST | 43 | 4 | 8 | 7 | 8 | 10 | 6 |

## WHERE THE GOALS COME FROM

| | | FOR | AGAINST |
|---|---|---|---|
| GOALS SCORED | | 53 | 43 |
| MINUTES PER GOAL | | 58 | 71 |
| *HOW SCORED* | | | |
| | RIGHT FOOT | 21 | 20 |
| | LEFT FOOT | 17 | 13 |
| | HEADERS | 15 | 9 |
| | OTHER | 0 | 1 |
| *TYPE OF PLAY* | | | |
| | OPEN PLAY | 27 | 20 |
| | CROSS | 11 | 7 |
| | CORNER | 4 | 5 |
| | REBOUND | 4 | 3 |
| | PENALTIES | 1 | 3 |
| | DIRECT FROM FREE KICK | 0 | 1 |
| | FREE KICK (INDIRECT) | 5 | 4 |
| | OWN GOALS | 1 | 0 |
| *DISTANCE* | | | |
| | INSIDE GOAL AREA | 13 | 8 |
| | INSIDE PENALTY AREA | 31 | 27 |
| | OUTSIDE PENALTY AREA | 9 | 8 |

## PRIMARY TEAM



MLS CUP PLAYOFFS ★ 2012

# D.C. UNITED

| No. | Player | Pos | Ht | Wt | Birthdate | Birthplace | 2012 GP | 2012 GS | 2012 G | 2012 A | CAREER GP | CAREER GS | CAREER G | CAREER A |
|---|---|---|---|---|---|---|---|---|---|---|---|---|---|---|
| **3** | **Robbie Russell** | **DF** | 6-2 | 200 | 07/16/1979 | Accra, Ghana | 19 | 16 | 1 | 0 | 97 | 84 | 2 | 9 |
| *In his first season with D.C. United after four years with Real Salt Lake. Played nearly a decade in Denmark, Norway and Iceland, last with Viborg FF* | | | | | | | | | | | | | | |
| **4** | **Brandon McDonald** | **DF** | 6-1 | 185 | 01/16/1986 | Phoenix, AZ | 33 | 33 | 2 | 4 | 125 | 115 | 7 | 8 |
| *In his first full season with D.C. United, acquired from San Jose midway through 2011. Made his professional debut in 2008 with the LA Galaxy* | | | | | | | | | | | | | | |
| **5** | **Dejan Jakovic** | **DF** | 6-2 | 178 | 07/16/1985 | Karlovac, Croatia | 23 | 21 | 1 | 0 | 80 | 77 | 1 | 0 |
| *Canadian international now in his fourth season with D.C. United. Played one season with Red Star Belgrade after playing at Univ. of Alabama-Birmingham* | | | | | | | | | | | | | | |
| **6** | **Mike Chabala** | **DF** | 6-0 | 175 | 05/24/1984 | Fresno, CA | 12 | 8 | 0 | 0 | 73 | 57 | 2 | 9 |
| *Picked up at midseason in a trade with Portland Timbers. Moved from Houston to Portland midway through 2011. A 2006 SuperDraft selection out of Washington* | | | | | | | | | | | | | | |
| **7** | **Dwayne De Rosario** | **MF** | 5-11 | 164 | 05/15/1978 | Scarborough, Ontario, Canada | 26 | 25 | 7 | 12 | 300 | 253 | 100 | 75 |
| *Scored his 100th MLS goal Aug. 29 before suffering a season-ending knee injury. Won 2011 MLS MVP and MLS Golden Boot. 2-time MLS Cup MVP* | | | | | | | | | | | | | | |
| **8** | **Branko Boskovic** | **MF** | 6-2 | 170 | 06/21/1980 | Vojvodina, Montenegro | 26 | 12 | 1 | 7 | 43 | 21 | 1 | 7 |
| *Montenegrin international in his third season with D.C. United. Signed from Austria's Rapid Vienna, also played with Paris Saint-Germain and Red Star Belgrade* | | | | | | | | | | | | | | |
| **9** | **Hamdi Salihi** | **FW** | 6-0 | 170 | 01/19/1984 | Shkoder, Albania | 22 | 10 | 6 | 0 | 22 | 10 | 6 | 0 |
| *Albanian international who moved to MLS in the offseason from SV Ried in Austria. Has also played in Greece and his homeland* | | | | | | | | | | | | | | |
| **11** | **Marcelo Saragosa** | **MF** | 6-0 | 175 | 01/22/1982 | Campo Grande, Brazil | 16 | 12 | 1 | 1 | 132 | 108 | 3 | 8 |
| *In his ninth MLS season, his first with D.C. United, after returning from Azerbaijan. Has also played in Israel and Tunisia.* | | | | | | | | | | | | | | |
| **12** | **Raphael Augusto** | **MF** | 5-11 | 170 | 03/06/1991 | Rio de Janeiro, Brazil | 0 | 0 | 0 | 0 | 0 | 0 | 0 | 0 |
| *Acquired on loan from Fluminense of Brazil at midseason. Also played on loan at America-RN in Brazil* | | | | | | | | | | | | | | |
| **13** | **Chris Pontius** | **FW** | 6-0 | 170 | 05/12/1987 | West Covina, CA | 31 | 26 | 12 | 4 | 101 | 87 | 25 | 13 |
| *Scored a career-high 12 goals in his fourth MLS season. The No. 7 overall pick out of California-Santa Barbara. MVP of the 2012 MLS All-Star Game vs Chelsea* | | | | | | | | | | | | | | |
| **14** | **Andy Najar** | **MF** | 5-7 | 150 | 03/16/1993 | Santa Cruz, Honduras | 25 | 22 | 0 | 4 | 82 | 72 | 10 | 11 |
| *Honduras international and Olympic team performer in his third MLS season. The 2010 MLS Rookie of the Year produced by the club academy* | | | | | | | | | | | | | | |
| **15** | **Ethan White** | **DF** | 6-0 | 183 | 01/01/1991 | Kensington, MD | 0 | 0 | 0 | 0 | 24 | 21 | 1 | 0 |
| *Home Grown Player who played at the Univ. of Maryland.* | | | | | | | | | | | | | | |
| **16** | **Josh Wolff** | **FW** | 5-9 | 160 | 02/25/1977 | Stone Mountain, GA | 9 | 1 | 0 | 1 | 267 | 210 | 80 | 49 |
| *Signed with United before 2011 season. In his 14th MLS season, last with Kansas City, having also played with Chicago. Two-time World Cup performer* | | | | | | | | | | | | | | |
| **17** | **Conor Shanosky** | **MF** | 6-4 | 185 | 12/13/1991 | Pittsburgh, PA | 0 | 0 | 0 | 0 | 0 | 0 | 0 | 0 |
| *U.S. youth international and Home Grown Player who spent 2012 on loan to Fort Lauderdale Strikers* | | | | | | | | | | | | | | |
| **18** | **Nick DeLeon** | **MF** | 5-10 | 170 | 07/17/1990 | Phoenix, AZ | 28 | 25 | 6 | 4 | 28 | 25 | 6 | 4 |
| *The seventh overall selection out of Univ. of Louisville in the 2012 SuperDraft, who set a United rookie record for goals this season* | | | | | | | | | | | | | | |
| **19** | **Emiliano Dudar** | **DF** | 6-4 | 193 | 01/17/1982 | Buenos Aires, Argentina | 11 | 10 | 0 | 0 | 11 | 10 | 0 | 0 |
| *Came to United from BSC Young Boys in Switzerland. Named Swiss Golden Player as Swiss League defender of the year in 2009/10* | | | | | | | | | | | | | | |
| **20** | **Stephen King** | **MF** | 5-8 | 153 | 03/06/1986 | Medford, NJ | 7 | 1 | 0 | 1 | 77 | 39 | 3 | 3 |
| *Came to United in 2010, after playing with Chicago and Seattle in MLS. Third-round SuperDraft selection out of Univ. of Maryland* | | | | | | | | | | | | | | |
| **21** | **Daniel Woolard** | **DF** | 5-10 | 155 | 05/22/1984 | Bedford, TX | 20 | 20 | 1 | 2 | 62 | 52 | 3 | 2 |
| *In his second season with United after being acquired from USL side Carolina RailHawks. Played 2007-09 with the Chicago Fire.* | | | | | | | | | | | | | | |
| **22** | **Chris Korb** | **DF** | 5-9 | 160 | 10/08/1987 | Gates Mills, OH | 26 | 22 | 0 | 3 | 38 | 34 | 0 | 5 |
| **A second-round selection (No. 31 overall) out of Univ. of Akron in the 2011 SuperDraft.** | | | | | | | | | | | | | | |
| **23** | **Perry Kitchen** | **MF** | 6-0 | 160 | 02/29/1992 | Indianapolis, IN | 32 | 32 | 0 | 1 | 63 | 62 | 1 | 1 |
| *U.S. youth international who was selected by United third overall in the 2011 SuperDraft. Spent one season at Univ. of Akron.* | | | | | | | | | | | | | | |
| **24** | **Lewis Neal** | **MF** | 5-11 | 155 | 07/14/1981 | Leicester, England | 18 | 7 | 2 | 1 | 18 | 7 | 2 | 1 |
| *Acquired by United in March after one season with Orlando City in USL Pro. Played in England with Stoke City, Preston North End and Shrewsbury Town* | | | | | | | | | | | | | | |
| **25** | **Lance Rozeboom** | **MF** | 6-1 | 170 | 05/31/1989 | Walker, IA | 0 | 0 | 0 | 0 | 0 | 0 | 0 | 0 |
| *Rookie out of the Univ. of New Mexico whose season was cut short by a knee injury* | | | | | | | | | | | | | | |
| **26** | **Lionard Pajoy** | **FW** | 6-1 | 185 | 06/07/1981 | Villa del Rosario, Colombia | 32 | 28 | 8 | 3 | 32 | 28 | 8 | 3 |
| *Scored five of his seven goals after being traded from Philadelphia on Aug. 16. Came to MLS after eight seasons in Colombia, last with Itagüí Ditaires* | | | | | | | | | | | | | | |
| **27** | **Long Tan** | **FW** | 6-1 | 170 | 04/01/1988 | Dalian, Liaoning, China | 10 | 3 | 1 | 0 | 23 | 7 | 2 | 2 |
| *Acquired in June from Vancouver, where he played in 2011. Moved to USA in 2009, playing with USL's New York and Atlanta, from Pudong Zobon FC (China)* | | | | | | | | | | | | | | |
| **28** | **Bill Hamid** | **GK** | 6-3 | 225 | 11/25/1990 | Annandale, VA | 24 | 24 | 0 | 0 | 60 | 60 | 0 | 0 |
| *The first United Academy player to sign with the first team. Earned his first full international cap on Jan. 21* | | | | | | | | | | | | | | |
| **29** | **Maicon Santos** | **FW** | 6-1 | 186 | 04/18/1984 | Paracambi, Brazil | 26 | 16 | 7 | 3 | 88 | 61 | 21 | 8 |
| *Acquired from FC Dallas in the offseason, In fourth MLS season, having also played with Toronto FC and Chivas USA. Played in Brazil, Israel, Libya and Tunisia* | | | | | | | | | | | | | | |
| **31** | **Joe Willis** | **GK** | 6-5 | 190 | 08/10/1988 | St. Louis, MO | 11 | 10 | 0 | 0 | 14 | 13 | 0 | 0 |
| *In his second MLS season out of Univ. of Denver.* | | | | | | | | | | | | | | |
| **50** | **Andrew Dykstra** | **GK** | 6-4 | 205 | 01/02/1986 | Woodbridge, VA | 0 | 0 | 0 | 0 | 17 | 17 | 0 | 1 |
| *A former goalkeeper with Chicago Fire who came back to MLS after spending 2011 with USL Pro side Charleston Battery* | | | | | | | | | | | | | | |

**HEAD COACH: Ben Olsen** 05/03/1977 W29 L31 T20

## D.C. UNITED PLAYOFF HISTORY

| vs. Team | No. of Series | Series W-L | GP | W-L-T | OT | ShO | GF | GA | Last Mtg. | Round | Series Result |
|---|---|---|---|---|---|---|---|---|---|---|---|
| Chicago | 4 | 0-4 | 7 | 0-5-2 | 0-0-0 | 0-0 | 2 | 13 | 2007 | Quarterfinals | Lost 1 games to 0 |
| Colorado | 1 | 1-0 | 1 | 1-0-0 | 0-0-0 | 0-0 | 2 | 1 | 1997 | MLS Cup '97 | Won MLS Cup '97 |
| Columbus | 3 | 3-0 | 8 | 6-2-0 | 0-0-0 | 0-0 | 18 | 12 | 1999 | East Finals | Won 2 games to 1 |
| Kansas City | 1 | 1-0 | 1 | 1-0-0 | 0-0-0 | 0-0 | 3 | 2 | 2004 | MLS Cup '04 | Won MLS Cup '04 |
| Los Angeles | 2 | 2-0 | 2 | 2-0-0 | 1-0-0 | 0-0 | 5 | 2 | 1999 | MLS Cup '99 | Won MLS Cup '99 |
| New England | 3 | 2-1 | 4 | 3-1-0 | 1-0-0 | 2-0 | 8 | 6 | 2006 | Semifinals | Lost 1 games to 0 |
| New York | 3 | 3-0 | 7 | 5-1-1 | 0-0-0 | 0-1 | 11 | 4 | 2006 | Quarterfinals | Won 1 games to 0 |
| Miami | 2 | 2-0 | 4 | 4-0-0 | 0-0-0 | 2-0 | 4 | 1 | 1999 | East Semifinals | Won 2 games to 0 |
| Tampa Bay | 1 | 1-0 | 2 | 2-0-0 | 0-0-0 | 0-0 | 6 | 2 | 1996 | East Finals | Won 2 games to 0 |
| TOTALS | 20 | 15-5 | 36 | 24-9-3 | 2-0-0 | 4-1 | 59 | 43 | | | |

## D.C. UNITED – ALL-TIME POSTSEASON RESULTS

| DATE | OPPONENT | RESULT | ATT. | W-L-T | RD. | GOALS: |
|---|---|---|---|---|---|---|
| 09/24/1996 | at MetroStars | L 2-3 | 14,416 | 0-1-0 | QTR | DC: Diaz Arce (24) Moreno (56); MET: De Avila (38) Savarese (75) |
| 09/27/1996 | MetroStars | W 1-0 | 21,442 | 1-1-0 | QTR | DC: Etcheverry (72) |
| 10/02/1996 | MetroStars | W 2-1 | 20,423 | 2-1-0 | QTR | DC: Rammel (67) Diaz Arce (89); MET: De Avila (86) |
| 10/10/1996 | Tampa Bay | W 4-1 | 23,566 | 3-1-0 | SEM | DC: Diaz Arce (36,58,60) Rammel (54); TB: Lassiter (42) |
| 10/12/1996 | at Tampa Bay | W 2-1 | 9,339 | 4-1-0 | SEM | DC: Williams (49) Diaz Arce (82); TB: Ralston (14) |
| 10/20/1996 | at Los Angeles | W 3-2 (OT) | 34,643 | 5-1-0 | FIN | DC: Sanneh (73) Medved (81) Pope (94); LA: Hurtado (5) Armas (56) |
| 10/05/1997 | New England | W 4-1 | 12,540 | 1-0-0 | QTR | DC: Wegerle (13,56) Moreno (65,76); NE: Burns (89) |
| 10/08/1997 | at New England | W 2-1 | 16,233 | 2-0-0 | QTR | DC: Williams (53); NE: Moore (72) |
| 10/12/1997 | Columbus | W 3-2 | 11,820 | 3-0-0 | SEM | DC: Sanneh (9,45) Diaz Arce (29); CLB: Farrell (57) Dooley (73) |
| 10/15/1997 | at Columbus | W 1-0 | 9,506 | 4-0-0 | SEM | DC: Diaz Arce (47) |
| 10/26/1997 | Colorado | W 2-1 | 57,431 | 5-0-0 | FIN | DC: Moreno (37) Sanneh (68); COL: Paz (75) |
| 09/30/1998 | Miami | W 2-1 | 15,187 | 1-0-0 | QTR | DC: Lassiter (28) Moreno (38); MIA: McLaren (69) |
| 10/04/1998 | at Miami | W 1-0 | 13,128 | 2-0-0 | QTR | |
| 10/11/1998 | Columbus | W 2-0 | 17,755 | 3-0-0 | SEM | DC: Sanneh (68) Etcheverry (78) |
| 10/18/1998 | at Columbus | L 2-4 | 13,193 | 3-1-0 | SEM | DC: Sanneh (65) Lassiter (77); CLB: McBride (8,47) Dooley (37) John (81) |
| 10/21/1998 | Columbus | W 3-0 | 21,453 | 4-1-0 | SEM | DC: Agoos (12) Lassiter (44,79) |
| 10/25/1998 | at Chicago | L 0-2 | 51,350 | 4-2-0 | FIN | CHI: Podbrozny (29) Gutierrez (45) |
| 10/16/1999 | Miami | W 2-0 | 18,011 | 1-0-0 | QTR | DC: Moreno (34,88) |
| 10/24/1999 | at Miami | W 1-0 | 8,446 | 2-0-0 | QTR | |
| 10/31/1999 | Columbus | W 2-1 | 14,529 | 3-0-0 | SEM | DC: Moreno (15) Olsen (72); CLB: Cunningham (82) |
| 11/07/1999 | at Columbus | L 1-5 | 12,778 | 3-1-0 | SEM | DC: Lassiter (7); CLB: Elcock (20) Cunningham (41) John (48,61,84) |
| 11/13/1999 | Columbus | W 4-0 | 21,451 | 4-1-0 | SEM | DC: Moreno (17) Lassiter (34,52) Etcheverry (86) |
| 11/21/1999 | at Los Angeles | W 2-0 | 44,910 | 5-1-0 | FIN | DC: Moreno (19) Olsen (45) |
| 11/01/2003 | Chicago | L 0-2 | 15,202 | 0-1-0 | QTR | CHI: Williams (4) Razov (90) |
| 11/09/2003 | at Chicago | L 0-2 | 15,312 | 0-2-0 | QTR | CHI: Ralph (17) Razov (55) |

| DATE | OPPONENT | RESULT | ATT. | W-L-T | RD. | GOALS: |
|---|---|---|---|---|---|---|
| 10/23/2004 | at MetroStars | W 2-0 | 11,161 | 1-0-0 | QTR | DC: Stewart (67) Eskandarian (88) |
| 10/30/2004 | MetroStars | W 2-0 | 15,763 | 2-0-0 | QTR | DC: Moreno (85) Namoff (89) |
| 11/06/2004 | New England | W 3-3 (OT) | 21,201 | 3-0-0 | SEM | DC: Eskandarian (11) Moreno (21) Gomez (67); NE: Twellman (17) Ralston (44) Noonan (85) |
| 11/14/2004 | at Kansas City | W 3-2 | 25,797 | 4-0-0 | FIN | DC: Eskandarian (19,23) own goal (26); KC: Burciaga (6) Wolff (58) |
| 10/21/2005 | at Chicago | T 0-0 | 11,493 | 0-0-1 | QTR | |
| 10/30/2005 | Chicago | L 0-4 | 20,089 | 0-1-1 | QTR | CHI: Stewart (10) Guerrero (37,45) Marsch (67) |
| 10/21/2006 | at New York | W 1-0 | 8,630 | 1-0-0 | QTR | DC: Gomez (77) |
| 10/29/2006 | New York | T 1-1 | 21,455 | 1-0-1 | QTR | DC: Gomez (86); NY: Altidore (70) |
| 11/05/2006 | New England | L 0-1 | 19,552 | 1-1-1 | SEM | NE: Twellman (4) |
| 10/25/2007 | at Chicago | L 0-1 | 17,834 | 0-1-0 | QTR | CHI: Rolfe (14) |
| 11/01/2007 | Chicago | T 2-2 | 19,438 | 0-1-1 | QTR | DC: Simms (69) Gomez (74); CHI: Barrett (31) Rolfe (33) |

## CAREER POSTSEASON STATISTICS FOR CURRENT D.C. UNITED PLAYERS

| UNF | POS | PLAYER | GP | GS | MIN | G | A | SHT | SOG | PKG | PKA | SKG | SKA | FC | FS | OFF | CK | C | E |
|---|---|---|---|---|---|---|---|---|---|---|---|---|---|---|---|---|---|---|---|
| 6 | D | Mike Chabala | 2 | 2 | 210 | 0 | 0 | 0 | 0 | 0 | 0 | 0 | 0 | 5 | 0 | 1 | 0 | 2 | 0 |
| 7 | M | Dwayne De Rosario | 23 | 16 | 1516 | 5 | 5 | 48 | 21 | 0 | 1 | 1 | 1 | 31 | 30 | 15 | 5 | 2 | 0 |
| 29 | F | Maicon Santos | 3 | 2 | 178 | 1 | 0 | 7 | 3 | 0 | 0 | 0 | 0 | 2 | 0 | 2 | 0 | 0 | 0 |
| 20 | M | Stephen King | 1 | 0 | 5 | 0 | 0 | 0 | 0 | 0 | 0 | 0 | 0 | 1 | 0 | 0 | 0 | 0 | 0 |
| 4 | M | Brandon McDonald | 3 | 3 | 270 | 0 | 0 | 1 | 0 | 0 | 0 | 0 | 0 | 2 | 1 | 0 | 0 | 0 | 0 |
| 3 | D | Robbie Russell | 12 | 10 | 943 | 0 | 2 | 7 | 4 | 0 | 0 | 1 | 1 | 13 | 8 | 0 | 0 | 0 | 0 |
| 11 | M | Marcelo Saragosa | 8 | 5 | 430 | 0 | 0 | 2 | 1 | 0 | 0 | 0 | 0 | 17 | 9 | 0 | 0 | 2 | 0 |
| 16 | F | Josh Wolff | 14 | 7 | 762 | 1 | 1 | 14 | 8 | 1 | 1 | 0 | 1 | 20 | 16 | 9 | 5 | 1 | 0 |
| 21 | D | Daniel Woolard | 3 | 2 | 198 | 0 | 0 | 0 | 0 | 0 | 0 | 0 | 0 | 1 | 1 | 0 | 0 | 0 | 0 |

# ALL-TIME D.C. UNITED POSTSEASON STATISTICS (24-9-3, 67 PTS.)

| PLAYER | GP | GS | MIN | G | A |
|---|---|---|---|---|---|
| Jaime Moreno | 32 | 31 | 2820 | 12 | 10 |
| Raul Diaz Arce | 10 | 9 | 844 | 8 | 1 |
| Roy Lassiter | 11 | 11 | 882 | 7 | 1 |
| Tony Sanneh | 15 | 7 | 745 | 6 | 3 |
| Alecko Eskandarian | 7 | 7 | 596 | 4 | 1 |
| Christian Gomez | 11 | 11 | 825 | 4 | 1 |
| Marco Etcheverry | 23 | 23 | 2016 | 3 | 13 |
| Richie Williams | 22 | 22 | 1922 | 2 | 4 |
| Ben Olsen | 22 | 22 | 1925 | 2 | 2 |
| Steve Rammel | 2 | 2 | 166 | 2 | 0 |
| Roy Wegerle | 2 | 2 | 144 | 2 | 0 |
| Jeff Agoos | 23 | 23 | 2074 | 1 | 4 |
| Earnie Stewart | 6 | 6 | 501 | 1 | 2 |
| Eddie Pope | 23 | 23 | 2028 | 1 | 1 |
| Shawn Medved | 5 | 0 | 113 | 1 | 0 |
| Bryan Namoff | 12 | 12 | 1096 | 1 | 0 |
| Clyde Simms | 5 | 2 | 195 | 1 | 0 |
| John Harkes | 17 | 17 | 1507 | 0 | 6 |
| David Vaudreuil | 9 | 6 | 566 | 0 | 5 |
| John Maessner | 15 | 13 | 1017 | 0 | 3 |
| Rod Dyachenko | 3 | 0 | 83 | 0 | 2 |
| Joshua Gros | 8 | 5 | 575 | 0 | 2 |
| Carey Talley | 11 | 7 | 717 | 0 | 2 |
| Freddy Adu | 7 | 3 | 356 | 0 | 1 |
| Brian Carroll | 10 | 10 | 918 | 0 | 1 |
| Mario Gori | 10 | 9 | 767 | 0 | 1 |
| Ryan Nelsen | 5 | 5 | 450 | 0 | 1 |
| Clint Peay | 5 | 5 | 434 | 0 | 1 |
| Tom Presthus | 13 | 12 | 1081 | 0 | 1 |
| Nicholas Addlery | 1 | 0 | 25 | 0 | 0 |
| Geoff Aunger | 9 | 2 | 197 | 0 | 0 |
| Bobby Boswell | 5 | 4 | 414 | 0 | 0 |
| Marc Burch | 2 | 2 | 131 | 0 | 0 |
| Jeff Carroll | 1 | 0 | 1 | 0 | 0 |
| Jeff Causey | 1 | 0 | 1 | 0 | 0 |
| Ronald Cerritos | 2 | 1 | 111 | 0 | 0 |
| Bobby Convey | 2 | 2 | 180 | 0 | 0 |
| Judah Cooks | 2 | 0 | 10 | 0 | 0 |
| Matias Donnet | 2 | 0 | 34 | 0 | 0 |
| Luciano Emilio | 2 | 1 | 77 | 0 | 0 |
| Facundo Erpen | 5 | 5 | 365 | 0 | 0 |
| Lucio Filomeno | 1 | 0 | 45 | 0 | 0 |
| Fred | 2 | 2 | 180 | 0 | 0 |
| Scott Garlick | 5 | 5 | 449 | 0 | 0 |
| Ezra Hendrickson | 2 | 1 | 142 | 0 | 0 |
| Ben Iroha | 3 | 0 | 43 | 0 | 0 |
| Galin Ivanov | 1 | 1 | 90 | 0 | 0 |
| Kris Kelderman | 1 | 0 | 2 | 0 | 0 |
| Dema Kovalenko | 7 | 7 | 597 | 0 | 0 |
| Guy-Roland Kpene | 1 | 1 | 45 | 0 | 0 |
| Carlos Llamosa | 13 | 13 | 1114 | 0 | 0 |
| Thiago Martins | 1 | 0 | 9 | 0 | 0 |
| Devon McTavish | 2 | 1 | 121 | 0 | 0 |
| Jason Moore | 3 | 0 | 41 | 0 | 0 |
| Troy Perkins | 5 | 5 | 450 | 0 | 0 |
| Mike Petke | 6 | 6 | 570 | 0 | 0 |
| Brandon Prideaux | 7 | 4 | 387 | 0 | 0 |
| Santino Quaranta | 6 | 3 | 231 | 0 | 0 |
| Eliseo Quintanilla | 2 | 1 | 112 | 0 | 0 |
| Nick Rimando | 6 | 6 | 570 | 0 | 0 |
| Mark Simpson | 6 | 6 | 543 | 0 | 0 |
| Mike Slivinski | 1 | 0 | 9 | 0 | 0 |
| Diego Sonora | 5 | 4 | 366 | 0 | 0 |
| Hristo Stoitchkov | 2 | 1 | 101 | 0 | 0 |
| Greg Vanney | 2 | 2 | 180 | 0 | 0 |
| Jamil Walker | 2 | 1 | 49 | 0 | 0 |
| Doug Warren | 2 | 2 | 180 | 0 | 0 |
| John Wilson | 1 | 1 | 90 | 0 | 0 |
| A.J. Wood | 8 | 1 | 167 | 0 | 0 |
| Own-goals received | | | | 1 | |
| Team totals | 36 | 36 | 3280 | 59 | 69 |
| Opponent totals | 36 | 36 | 3280 | 43 | 47 |

UNITED INDIVIDUAL GOALKEEPING

| GOALKEEPER | GP | GS | SV | GA | GAA | SO |
|---|---|---|---|---|---|---|
| Jeff Causey | 1 | 0 | 0 | 0 | 0.00 | 0 |
| Troy Perkins | 5 | 5 | 11 | 5 | 1.00 | 1 |
| Scott Garlick | 5 | 5 | 26 | 5 | 1.00 | 1 |
| Tom Presthus | 13 | 12 | 35 | 13 | 1.08 | 7 |
| Mark Simpson | 6 | 6 | 21 | 7 | 1.16 | 1 |
| Nick Rimando | 6 | 6 | 27 | 9 | 1.42 | 3 |
| Doug Warren | 2 | 2 | 8 | 4 | 2.00 | 0 |
| Team totals | 36 | 36 | 128 | 43 | 1.18 | 13 |
| Opponent totals | 36 | 36 | 143 | 59 | 1.62 | 9 |

## D.C. UNITED INDIVIDUAL HIGH GAMES (2012)

Goals
3 Chris Pontius 04/22/2012 vs. NY W 4-1

Assists
2 Dwayne De Rosario 03/30/2012 vs. DAL W 4-1
2 Nick DeLeon 04/14/2012 at NE W 2-1
2 Daniel Woolard 04/28/2012 vs. HOU W 3-2
2 Dwayne De Rosario 05/02/2012 at SJ L 3-5
2 Brandon McDonald 05/05/2012 at TOR W 2-0

Shots
8 Maicon Santos 04/18/2012 vs. MTL T 1-1

Shots on Goal
4 Chris Pontius 04/22/2012 vs. NY W 4-1
4 Maicon Santos 05/02/2012 at SJ L 3-5
4 Dwayne De Rosario 08/22/2012 vs. CHI W 4-2

Fouls Committed
5 Dwayne De Rosario 03/30/2012 vs. DAL W 4-1
5 Perry Kitchen 05/16/2012 vs. COL W 2-0

Fouls Suffered
5 Chris Pontius 08/19/2012 vs. PHI T 1-1

Offside
4 6 times

Saves
8 Bill Hamid 05/12/2012 at HOU L 0-1
8 Bill Hamid 10/27/2012 at CHI T 1-1

Shots Faced
9 Bill Hamid 05/12/2012 at HOU L 0-1
9 Bill Hamid 06/24/2012 at NY L 2-3
9 Joe Willis 07/15/2012 at HOU L 0-4
9 Bill Hamid 10/27/2012 at CHI T 1-1

Goals Allowed
5 Joe Willis 05/02/2012 at SJ L 3-5

## TEAM HIGH GAMES (2012)

Goals
4 03/30/2012 vs. DAL W 4-1
4 04/22/2012 vs. NY W 4-1
4 08/22/2012 vs. CHI W 4-2

Assists
4 03/30/2012 vs. DAL W 4-1
5 04/28/2012 vs. HOU W 3-2

Shots
22 04/14/2012 at NE W 2-1
22 05/02/2012 at SJ L 3-5
22 08/22/2012 vs. CHI W 4-2

Shots on Goal
12 08/22/2012 vs. CHI W 4-2

Fouls Committed
17 03/18/2012 at LA L 1-3
17 08/19/2012 vs. PHI T 1-1
17 09/15/2012 vs. NE W 2-1

Fouls Suffered
18 07/15/2012 at HOU L 0-4

Corner Kicks
12 08/19/2012 vs. PHI T 1-1

Offside
12 08/04/2012 vs. CLB W 1-0

Saves
8 05/12/2012 at HOU L 0-1
8 10/27/2012 at CHI T 1-1

Shots Faced
10 05/12/2012 at HOU L 0-1
10 07/15/2012 at HOU L 0-4

Goals Allowed
5 05/02/2012 at SJ L 3-5

## TEAM LOW GAMES (2012)

Shots
4 05/12/2012 at HOU L 0-1

Shots on Goal
1 03/10/2012 vs. KC L 0-1
1 03/18/2012 at LA L 1-3
1 05/12/2012 at HOU L 0-1
1 09/29/2012 at POR T 1-1

Fouls Committed
5 07/15/2012 at HOU L 0-4

Fouls Suffered
3 04/22/2012 vs. NY W 4-1

Corner Kicks
1 06/24/2012 at NY L 2-3
1 08/11/2012 at KC L 1-2

Offside
0 10/06/2012 at TOR W 1-0

Saves
0 03/24/2012 at VAN T 0-0
0 04/18/2012 vs. MTL T 1-1
0 10/20/2012 vs. CLB W 3-2

Shots Faced
0 03/24/2012 at VAN T 0-0

## D.C. UNITED INDIVIDUAL POSTSEASON HIGH GAMES (1996-2007)

Goals
3 Raul Diaz Arce 10/10/1996 vs. TB W 4-1

Assists
3 Marco Etcheverry 11/13/1999 vs. CLB W 4-0

Shots
7 Jaime Moreno 10/05/1997 vs. NE W 4-1
7 Marco Etcheverry 10/11/1998 vs. CLB W 2-0
7 Jaime Moreno 10/16/1999 vs. MIA W 2-0
7 Roy Lassiter 11/13/1999 vs. CLB W 4-0

Shots on Goal
5 Jaime Moreno 10/16/1999 vs. MIA W 2-0

Fouls Committed
7 Ben Olsen 10/21/1998 vs. CLB W 3-0
7 Bryan Namoff 11/06/2004 vs. NE T 3-3

Fouls Suffered
7 Jaime Moreno 10/15/1997 at CLB W 1-0

Offside
6 Roy Lassiter 10/24/1999 at MIA W 0-0

Saves
9 Scott Garlick 10/26/1997 vs. COL W 2-1

Shots Faced
10 Scott Garlick 10/26/1997 vs. COL W 2-1
10 Nick Rimando 11/06/2004 vs. NE T 3-3

Goals Allowed
5 Tom Presthus 11/07/1999 at CLB L 1-5

## TEAM POSTSEASON HIGH GAMES (1996-2007)

Goals
4 10/10/1996 vs. TB W 4-1
4 10/05/1997 vs. NE W 4-1
4 11/13/1999 vs. CLB W 4-0

Assists
8 10/05/1997 vs. NE W 4-1

Shots
22 10/25/1998 at CHI L 0-2

Shots on Goal
11 10/02/1996 vs. MET W 2-1

Fouls Committed
27 10/18/1998 at CLB L 2-4

Fouls Suffered
29 11/07/1999 at CLB L 1-5

Corner Kicks
13 11/01/2007 vs. CHI T 2-2

Offside
12 10/24/1999 at MIA W 0-0

Saves
9 10/26/1997 vs. COL W 2-1

Shots Faced
10 10/26/1997 vs. COL W 2-1
10 11/06/2004 vs. NE T 3-3

Goals Allowed
5 11/07/1999 at CLB L 1-5

## TEAM POSTSEASON LOW GAMES (1996-2007)

Shots
4 10/21/2005 at CHI T 0-0

Shots on Goal
0 10/21/2005 at CHI T 0-0

Fouls Committed
5 10/10/1996 vs. TB W 4-1

Fouls Suffered
6 09/24/1996 at MET L 2-2

Corner Kicks
1 11/01/2003 vs. CHI L 0-2

Offside
0 09/27/1996 vs. MET W 1-0
0 10/11/1998 vs. CLB W 2-0

Saves
0 11/05/2006 vs. NE L 0-1

Shots Faced
1 11/05/2006 vs. NE L 0-1

## 2012 D.C. UNITED STATISTICS (17-10-7, 58 pts.)

| UNF | POS | PLAYER | GP | GS | MIN | G | A | SHT | SOG | FC | FS | OFF | CK | C | E |
|---|---|---|---|---|---|---|---|---|---|---|---|---|---|---|---|
| 13 | F | Chris Pontius | 31 | 26 | 2339 | 12 | 4 | 71 | 29 | 19 | 49 | 5 | 14 | 3 | 0 |
| 26 | F | Lionard Pajoy (TOT) | 32 | 28 | 2475 | 8 | 3 | 59 | 20 | 34 | 35 | 34 | 0 | 5 | 0 |
| 26 | F | Lionard Pajoy (DC) | 12 | 12 | 985 | 3 | 1 | 23 | 9 | 14 | 15 | 19 | 0 | 1 | 0 |
| 7 | M | Dwayne De Rosario | 26 | 25 | 2195 | 7 | 12 | 81 | 26 | 36 | 31 | 34 | 16 | 4 | 0 |
| 29 | F | Maicon Santos | 26 | 16 | 1470 | 7 | 3 | 64 | 19 | 32 | 16 | 21 | 2 | 4 | 0 |
| 18 | M | Nick DeLeon | 28 | 25 | 2175 | 6 | 4 | 44 | 22 | 25 | 29 | 6 | 45 | 0 | 0 |
| 9 | F | Hamdi Salihi | 22 | 10 | 945 | 6 | 0 | 32 | 17 | 9 | 13 | 6 | 0 | 3 | 0 |
| 4 | D | Brandon McDonald | 33 | 33 | 2963 | 2 | 4 | 18 | 3 | 29 | 16 | 1 | 0 | 4 | 0 |
| 24 | M | Lewis Neal | 18 | 7 | 717 | 2 | 1 | 7 | 2 | 3 | 3 | 1 | 19 | 1 | 0 |
| 8 | M | Branko Boskovic | 26 | 12 | 1081 | 1 | 7 | 20 | 8 | 22 | 18 | 0 | 44 | 1 | 1 |
| 2 | M | *Danny Cruz | 16 | 12 | 969 | 1 | 3 | 16 | 4 | 20 | 22 | 2 | 0 | 2 | 0 |
| 21 | D | Daniel Woolard | 20 | 20 | 1754 | 1 | 2 | 5 | 2 | 12 | 16 | 1 | 0 | 0 | 0 |
| 11 | M | Marcelo Saragosa | 16 | 12 | 1120 | 1 | 1 | 8 | 4 | 32 | 16 | 0 | 1 | 4 | 0 |
| 5 | D | Dejan Jakovic | 23 | 21 | 1861 | 1 | 0 | 2 | 2 | 19 | 26 | 0 | 0 | 4 | 0 |
| 3 | D | Robbie Russell | 19 | 16 | 1355 | 1 | 0 | 7 | 3 | 13 | 7 | 0 | 0 | 0 | 0 |
| 27 | F | Long Tan (TOT) | 10 | 3 | 259 | 1 | 0 | 15 | 5 | 5 | 8 | 4 | 0 | 0 | 0 |
| 27 | F | Long Tan (DC) | 6 | 3 | 231 | 1 | 0 | 11 | 4 | 3 | 5 | 4 | 0 | 0 | 0 |
| 14 | M | Andy Najar | 25 | 22 | 2045 | 0 | 4 | 15 | 3 | 26 | 20 | 1 | 14 | 4 | 0 |
| 22 | D | Chris Korb | 26 | 22 | 2051 | 0 | 3 | 6 | 2 | 18 | 17 | 1 | 0 | 3 | 0 |
| 20 | M | Stephen King | 7 | 1 | 202 | 0 | 1 | 1 | 0 | 1 | 2 | 0 | 1 | 0 | 0 |
| 23 | M | Perry Kitchen | 32 | 32 | 2804 | 0 | 1 | 12 | 0 | 43 | 33 | 1 | 0 | 2 | 0 |
| 16 | F | Josh Wolff | 9 | 1 | 223 | 0 | 1 | 3 | 2 | 3 | 3 | 2 | 1 | 1 | 0 |
| 6 | D | Mike Chabala (TOT) | 12 | 8 | 800 | 0 | 0 | 2 | 1 | 8 | 4 | 0 | 6 | 2 | 0 |
| 6 | D | Mike Chabala (DC) | 3 | 2 | 143 | 0 | 0 | 1 | 1 | 0 | 1 | 0 | 0 | 0 | 0 |
| 19 | D | Emiliano Dudar | 11 | 10 | 898 | 0 | 0 | 4 | 1 | 10 | 2 | 1 | 0 | 3 | 1 |
| 28 | G | Bill Hamid | 24 | 24 | 2087 | 0 | 0 | 0 | 0 | 1 | 3 | 0 | 0 | 3 | 1 |
| 31 | G | Joe Willis | 11 | 10 | 972 | 0 | 0 | 0 | 0 | 0 | 2 | 0 | 0 | 0 | 0 |
| 12 | M | Raphael Augusto | 0 | 0 | 0 | 0 | 0 | 0 | 0 | 0 | 0 | 0 | 0 | 0 | 0 |
| 25 | M | Lance Rozeboom | 0 | 0 | 0 | 0 | 0 | 0 | 0 | 0 | 0 | 0 | 0 | 0 | 0 |
| 17 | M | Conor Shanosky | 0 | 0 | 0 | 0 | 0 | 0 | 0 | 0 | 0 | 0 | 0 | 0 | 0 |
| 15 | D | Ethan White | 0 | 0 | 0 | 0 | 0 | 0 | 0 | 0 | 0 | 0 | 0 | 0 | 0 |
| | | Own-goals received | | | | 1 | | | | | | | | | |
| | | Team totals | 34 | 34 | 3060 | 53 | 52 | 451 | 163 | 390 | 390 | 106 | 157 | 47 | 3 |
| | | Opponent totals | 34 | 34 | 3060 | 43 | 35 | 499 | 163 | 390 | 390 | 91 | 172 | 54 | 2 |

GAME-WINNING GOALS: Chris Pontius 6, Lewis Neal 2, Maicon Santos 2, Dwayne De Rosario 2
Hamdi Salihi 1, Lionard Pajoy 1, Brandon McDonald 1, Nick DeLeon 1
Branko Boskovic 1
GAME-WINNING ASSISTS: Chris Korb 3, Dwayne De Rosario 3, Chris Pontius 2, Maicon Santos 2
Branko Boskovic 2, Daniel Woolard 1, Josh Wolff 1, Lionard Pajoy 1
Lewis Neal 1, Brandon McDonald 1, Nick DeLeon 1
PENALTY KICK GOALS/ATTEMPTS: Chris Pontius 1-1, Dwayne De Rosario 0-1

D.C. UNITED INDIVIDUAL GOALKEEPING

| UNF | POS | GOALKEEPER | GP | GS | MIN | SHTS | SV | GA | GAA | PG | PA | W | L | T | SO |
|---|---|---|---|---|---|---|---|---|---|---|---|---|---|---|---|
| 28 | G | Bill Hamid | 24 | 24 | 2087 | 113 | 88 | 24 | 1.03 | 1 | 1 | 13 | 6 | 4 | 8 |
| 31 | G | Joe Willis | 11 | 10 | 972 | 50 | 31 | 19 | 1.76 | 2 | 2 | 4 | 4 | 3 | 2 |
| | | Team totals | 34 | 34 | 3060 | 163 | 119 | 43 | 1.26 | 3 | 3 | 17 | 10 | 7 | 10 |
| | | Opponent totals | 34 | 34 | 3060 | 163 | 109 | 53 | 1.56 | 1 | 2 | 10 | 17 | 7 | 8 |

* = Played with other teams in 2012. Only D.C. United statistics listed here.

# D.C. UNITED 2012 SCHEDULE

| DAY | DATE | OPPONENT | RESULT | ATT. | W-L-T | POS. | PTS | NOTES: |
|---|---|---|---|---|---|---|---|---|
| Sat. | Mar. 10 | Sporting KC | L 0-1 | 16,314 | 0-1-0 | T2 | 0 | KC: Sapong (92) |
| Sun. | Mar. 18 | at Los Angeles | L 1-3 | 18,466 | 0-2-0 | T5 | 0 | DC: DeLeon (87); LA: Keane (45,69) Sarvas (86) |
| Sat. | Mar. 24 | at Vancouver | T 0-0 | 19,394 | 0-2-1 | T6 | 1 | |
| Fri. | Mar. 30 | FC Dallas | W 4-1 | 13,169 | 1-2-1 | T3 | 4 | DC: Santos (28,73) DeLeon (60) Cruz (66); DAL: B. Perez (41) |
| Sat. | Apr. 7 | Seattle | T 0-0 | 15,651 | 1-2-2 | 6 | 5 | |
| Sat. | Apr. 14 | at New England | W 2-1 | 10,389 | 2-2-2 | 0 | 8 | DC: Santos (19) Pontius (82); NE: Moreno (6) |
| Wed. | Apr. 18 | Montreal | T 1-1 | 10,135 | 2-2-3 | 3 | 9 | DC: Santos (72); MTL: Corradi (68) |
| Sun. | Apr. 22 | New York | W 4-1 | 13,262 | 3-2-3 | 2 | 12 | DC: Pontius (8,32,69) DeLeon (36); NY: Henry (72) |
| Sat. | Apr. 28 | Houston | W 3-2 | 13,975 | 4-2-3 | 2 | 15 | DC: Santos (11,70) De Rosario (54); HOU: Bruin (50,59) |
| Wed. | May 2 | at San Jose | L 3-5 | 8,734 | 4-3-3 | 2 | 15 | DC: De Rosario (8) Woolard (64) Salihi (88); SJ: Lenhart (19,74) Wondolowski (21,69) Morrow (31) |
| Sat. | May 5 | at Toronto FC | W 2-0 | 18,364 | 5-3-3 | 2 | 18 | DC: Pontius (55) Salihi (75) |
| Sat. | May 12 | at Houston | L 0-1 | 22,039 | 5-4-3 | 3 | 18 | HOU: Davis (67) |
| Wed. | May 16 | Colorado | W 2-0 | 11,593 | 6-4-3 | T2 | 21 | DC: De Rosario (25) Salihi (60) |
| Sat. | May 19 | Toronto FC | W 3-1 | 14,287 | 7-4-3 | 2 | 24 | DC: De Rosario (1,43) Salihi (73); TOR: Koevermans (71) |
| Sat. | May 26 | New England | W 3-2 | 14,627 | 8-4-3 | 1 | 27 | DC: McDonald (15) Jakovic (46+) Santos (61); NE: Sene (48) Soares (50) |
| Sat. | June 16 | at Philadelphia | W 1-0 | 18,876 | 9-4-3 | 1 | 30 | DC: Pontius (78) |
| Sun. | June 24 | at New York | L 2-3 | 25,187 | 9-5-3 | T1 | 30 | DC: Pontius (0:31,66); NY: Barklage (20,47+) Solli (55) |
| Sat. | June 30 | Montreal | W 3-0 | 18,302 | 10-5-3 | 1 | 33 | DC: Pontius (46+) Russell (50) Salihi (91+) |
| Sun. | July 15 | at Houston | L 0-4 | 18,871 | 10-6-3 | 2 | 33 | HOU: Davis (19) Bruin (37) Garcia (62) Ching (89) |
| Sat. | July 21 | at Columbus | L 0-1 | 17,150 | 10-7-3 | 4 | 33 | CLB: Birchall (46) |
| Sat. | Aug. 4 | Columbus | W 1-0 | 14,640 | 11-7-3 | 4 | 36 | DC: Pontius (49) |
| Sat. | Aug. 11 | at Sporting KC | L 1-2 | 20,439 | 11-8-3 | 4 | 36 | DC: DeLeon (23); KC: Bunbury (13) Zusi (63) |
| Sun. | Aug. 19 | Philadelphia | T 1-1 | 12,312 | 11-8-4 | 5 | 37 | DC: own goal (71); PHI: Carroll (8) |
| Wed. | Aug. 22 | Chicago | W 4-2 | 10,291 | 12-8-4 | 5 | 40 | DC: De Rosario (19) Pajoy (46+) McDonald (51) Tan (89); CHI: Paladini (44) Segares (75) |
| Sat. | Aug. 25 | at Montreal | L 0-3 | 20,011 | 12-9-4 | 5 | 40 | MTL: Di Vaio (24) Bernier (50,92+) |
| Wed. | Aug. 29 | New York | T 2-2 | 10,303 | 12-9-5 | T4 | 41 | DC: DeLeon (21) De Rosario (68); NY: Lindpere (19) Conde (88) |
| Sat. | Sept. 1 | at Real Salt Lake | L 0-1 | 20,334 | 12-10-5 | T5 | 41 | RSL: Johnson (49) |
| Sat. | Sept. 15 | New England | W 2-1 | 15,104 | 13-10-5 | 5 | 44 | DC: Pontius (32) Neal (63); NE: Rowe (29) |
| Thu. | Sept. 20 | at Philadelphia | W 1-0 | 16,024 | 14-10-5 | 5 | 47 | DC: Pajoy (67) |
| Sun. | Sept. 23 | Chivas USA | W 1-0 | 11,770 | 15-10-5 | T3 | 50 | DC: Boskovic (64) |
| Sat. | Sept. 29 | at Portland | T 1-1 | 20,438 | 15-10-6 | 4 | 51 | DC: Pontius (60); POR: Dike (79) |
| Sat. | Oct. 6 | at Toronto FC | W 1-0 | 15,281 | 16-10-6 | T3 | 54 | DC: Salihi (88) |
| Sat. | Oct. 20 | Columbus | W 3-2 | 19,647 | 17-10-6 | 2 | 57 | DC: DeLeon (39) Saragosa (59) Neal (91+); CLB: Gaven (7) Arrieta (41) |
| Sat. | Oct. 27 | at Chicago | T 1-1 | 20,017 | 17-10-7 | 2 | 58 | DC: Pajoy (50); CHI: Nyarko (16) |

## D.C. UNITED – GAME-BY-GAME

| # | Player | 1 | 2 | 3 | 4 | 5 | 6 | 7 | 8 | 9 | 10 | 11 | 12 | 13 | 14 | 15 | 16 | 17 | 18 | 19 | 20 | 21 | 22 | 23 | 24 | 25 | 26 | 27 | 28 | 29 | 30 | 31 | 32 | 33 | 34 |
|---|---|---|---|---|---|---|---|---|---|---|---|---|---|---|---|---|---|---|---|---|---|---|---|---|---|---|---|---|---|---|---|---|---|---|---|
| | | KC | LA | VAN | DAL | SEA | NE | MTL | NY | HOU | SJ | TOR | HOU | COL | TOR | NE | PHI | NY | MTL | HOU | CLB | CLB | KC | PHI | CHI | MTL | NY | RSL | NE | PHI | CHV | POR | TOR | CLB | CHI |
| | | 0-1 | 1-3 | 0-0 | 4-1 | 0-0 | 2-1 | 1-1 | 4-1 | 3-2 | 3-5 | 2-0 | 0-1 | 2-0 | 3-1 | 3-2 | 1-0 | 2-3 | 3-0 | 0-4 | 0-1 | 1-0 | 1-2 | 1-1 | 4-2 | 0-3 | 2-2 | 0-1 | 2-1 | 1-0 | 1-0 | 1-1 | 1-0 | 3-2 | 1-1 |
| 2 | Danny Cruz | 16 | | 90M | 76M | 59M | 90M | 18 | 90M | 65M | 69M | 90M | 90M | 31 | 26M | | | 59M | | 90M | | | 10 | | | | | | | | | | | | |
| 3 | Robbie Russell | 90D | 90D | 90D | 90D | 74D | 90D | 90D | 90D | 90D | 90D | | 90D | 59D | | | 90D | 90D | 90D | 40D | | | | | | | | | 7 | | | 1 | | | 4 |
| 4 | Brandon McDonald | 90D | 90D | 90D | 90D | | 90D | 90D | 90D | 90D | 90D | 90D | 90D | 90D | 90D | 90D | 90D | 90D | 90D | 90D | 90D | 90D | 90D | 90D | 90D | 90D | 90D | 83D | 90D | 90D | 90D | 90D | 90D | 90D | 90D |
| 5 | Dejan Jakovic | 90D | 45D | | | 90D | 60D | | | | | | | | 64 | 90D | 90D | 90D | 90D | 90D | 90D | 11 | | 61D | 90D | | 90D | 90D | 90D | 90D | 90D | 90D | 90D | 90D | 90D |
| 6 | Kurt Morsink | | | | | | | | | | | | | | | | | | | | | | | | | | | | | | | | | | |
| 6 | Mike Chabala | | | | | | | | | | | | | | | | | | | | | | 80D | | 5 | 58D | | | | | | | | | |
| 7 | Dwayne De Rosario | 90F | 90F | 90M | 84M | 90M | 90M | 90F | 66M | 90M | 90M | 90M | 90M | 81F | 90M | 90F | 90M | 90M | 75F | 66F | 90F | 90F | | 89M | 89F | 29 | 86F | 90F | | | | | | | |
| 8 | Branko Boskovic | 66M | 29 | 28 | 23 | 18 | | 60M | | | | 45 | | 73M | 75M | 57M | 18 | 31 | 60M | 18M | | 90M | 45M | 32 | | 39 | 4 | | 56M | 57M | 33 | 6 | 35 | 3 | 80M |
| 9 | Hamdi Salihi | 80F | | 80F | 67F | 72F | 65F | | 15 | | 21 | 19 | 33 | 90F | 90F | 80F | 10 | 45F | 11 | | 72F | | | 29 | 1 | | | | 23 | | | 8 | 26 | 8 | |
| 11 | Marcelo Saragosa | | 90M | 90M | | | | | | 46 | 45M | | | | 15 | | | | | | | | 45 | 1 | 90M | 90M | 90M | 81M | | | 90M | 90M | 77M | 90M | 90M |
| 12 | Raphael Augusto | | | | | | | | | | | | | | | | | | | | | | | | | | | | | | | | | | |
| 13 | Chris Pontius | 74M | 74M | 33 | 14 | 31 | 11 | 90F | 87F | 83F | 90F | 65F | 57F | | | | 80F | 90F | 90M | 90M | 90M | 90M | 90F | 90F | 85M | 32 | 90M | 90M | 90M | 90M | 90M | 90M | 90F | 87M | 86M |
| 14 | Andy Najar | 90M | 90M | | | | | 72M | | 25 | 45 | 90D | 90M | 90M | 83D | 90M | 90M | 20 | 90M | | | | 90M | 90M | 90D | 90M | 90D | | 90D | 90D | 90D | 90D | 90D | 90D | 90D |
| 15 | Ethan White | | | | | | | | | | | | | | | | | | | | | | | | | | | | | | | | | | |
| 16 | Josh Wolff | 24 | | 10 | | | 25 | | | | | | 22 | 9 | 90F | 10 | | | | | 14 | | 19 | | | | | | | | | | | | |
| 17 | Conor Shanosky | | | | | | | | | | | | | | | | | | | | | | | | | | | | | | | | | | |
| 18 | Nick DeLeon | | 16 | 57M | 90M | 90M | 90M | 90M | 90M | 90M | 90M | | | | | 68M | 61M | 70M | 15 | 24 | 76M | 79M | 90M | 90M | 90M | | 90M | 90M | 90M | 90M | 90M | 89M | 90M | 90M | 90M |
| 19 | Emiliano Dudar | | 45 | 90D | 90D | 90D | | | 90D | 44D | | | | | | | | | | | | 90D | 90D | 89D | | 90D | | 90D | | | | | | | |
| 20 | Stephen King | | 61M | | 6 | | | | 24 | | | 25 | 62 | 17 | 7 | | | | | | | | | | | | | | | | | | | | |
| 21 | Daniel Woolard | 90D | | 90D | 90D | 90D | 90D | 85D | 90D | 90D | 76D | 90D | 90D | 90D | 90D | 90D | 90D | 90D | 90D | 90D | 90D | 63D | | | | | | | | | | | | | |
| 22 | Chris Korb | | 90D | | | 16 | 30 | 90D | | | 14 | 90D | 90D | 90D | 90D | 90D | | | | 50 | 90D | 90D | 90D | 90D | 90D | 51D | 90D | 90D | 90D | 90D | 90D | 90D | 90D | 90D | 90D |
| 23 | Perry Kitchen | 90M | | | 90M | 90M | 90M | 90M | 90M | 90M | 90D | 90M | 28M | 90M | 90M | 90M | 90M | 90M | 90M | 90M | 90M | 90M | 90M | 90M | 90M | 90M | 89M | 90M | 90M | 90M | 77M | 90M | 90M | 90M | 90M |
| 24 | Lewis Neal | | | | | | | 5 | 3 | 7 | | 45M | | 90M | | 22 | 29 | | 30 | | 65M | 27 | | | | 90M | | 7 | 34 | 90M | 13 | 84M | 55M | 21 | |
| 25 | Lance Rozeboom | | | | | | | | | | | | | | | | | | | | | | | | | | | | | | | | | | |
| 26 | Lionard Pajoy | | | | | | | | | | | | | | | | | | | | | | | 57F | 77F | 90F | 90F | 90F | 83F | 90F | 90F | 82F | 64F | 82F | 90F |
| 27 | Long Tan | | | | | | | | | | | | | | | | | | | | 18 | 67F | 71F | | 13 | 61F | 1 | | | | | | | | |
| 28 | Bill Hamid | 90G | | | | | | | | | | 90G | 90G | 90G | 90G | 90G | 90G | 90G | 90G | 17G | | 90G | 90G | 90G | 90G | 90G | 90G | 90G | 90G | 90G | 90G | 90G | 90G | 90G | 90G |
| 29 | Maicon Santos | 10 | 90F | 62F | 90F | 90F | 79F | 30 | 75F | 90F | 90F | 71F | 68F | | | 33 | 72F | 45 | 79F | 90F | 25 | 23 | | | | | | 9 | 67F | 33 | 57F | | 13 | 69F | 10 |
| 31 | Joe Willis | | 90G | 90G | 90G | 90G | 90G | 90G | 90G | 90G | 90G | | | | | | | | | 72 | 90G | | | | | | | | | | | | | | |
| 50 | Andrew Dykstra | | | | | | | | | | | | | | | | | | | | | | | | | | | | | | | | | | |

"00" = minutes played
F/M/D/G = starting position

Played for other teams:
Mike Chabala played 657 minutes for POR
Lionard Pajoy played 1490 minutes for PHI

## D.C. UNITED – GAME-BY-GAME LOG

| | | | | |
|---|---|---|---|---|
| Game #1 | 03/10/2012 | DC 0 vs KC 1 | L | |
| Game #2 | 03/18/2012 | DC 1 at LA 3 | L | DeLeon 1 (Saragosa 1) 87 |
| Game #3 | 03/24/2012 | DC 0 at VAN 0 | T | |
| Game #4 | 03/30/2012 | DC 4 vs DAL 1 | W | Maicon Santos 1 (De Rosario 1) 28; DeLeon 2 (Maicon Santos 1) 60; Cruz 1 (DeLeon 1) 66; Maicon Santos 2 (De Rosario 2, Cruz 1) 73 |
| Game #5 | 04/07/2012 | DC 0 vs SEA 0 | T | |
| Game #6 | 04/14/2012 | DC 2 at NE 1 | W | Maicon Santos 3 (De Rosario 3, DeLeon 2) 19; Pontius 1 (DeLeon 3) 82 |
| Game #7 | 04/18/2012 | DC 1 vs MTL 1 | T | Maicon Santos 4 (Kitchen 1) 72 |
| Game #8 | 04/22/2012 | DC 4 vs NY 1 | W | Pontius 2 (unassisted) 8; Pontius 3 (unassisted) 32; DeLeon 3 (De Rosario 4) 36; Pontius 4 (unassisted) 69 |
| Game #9 | 04/28/2012 | DC 3 vs HOU 2 | W | Maicon Santos 5 (Pontius 1, McDonald 1) 11; De Rosario 1 (Woolard 1) 54; Maicon Santos 6 (Woolard 2, De Rosario 5) 70 |
| Game #10 | 05/02/2012 | DC 3 at SJ 5 | L | De Rosario 2 (Cruz 2) 8; Woolard 1 (Najar 1, De Rosario 6) 64; Salihi 1 (De Rosario 7) 88 |
| Game #11 | 05/05/2012 | DC 2 at TOR 0 | W | Pontius 5 (McDonald 2) 55; Salihi 2 (McDonald 3, King 1) 75 |
| Game #12 | 05/12/2012 | DC 0 at HOU 1 | L | |
| Game #13 | 05/16/2012 | DC 2 vs COL 0 | W | De Rosario 3 (Neal 1) 25; Salihi 3 (unassisted) 60 |
| Game #14 | 05/19/2012 | DC 3 vs TOR 1 | W | De Rosario 4 (Boskovic 1) 1; De Rosario 5 (Korb 1, Wolff 1) 43; Salihi 4 (Najar 2) 73 |
| Game #15 | 05/26/2012 | DC 3 vs NE 2 | W | McDonald 1 (Boskovic 2) 15; Jakovic 1 (unassisted) 46+; Maicon Santos 7 (De Rosario 8) 61 |
| Game #16 | 06/16/2012 | DC 1 at PHI 0 | W | Pontius 6 (Boskovic 3) 78 |
| Game #17 | 06/24/2012 | DC 2 at NY 3 | L | Pontius 7 (Cruz 3, De Rosario 9) 1; Pontius 8 (Maicon Santos 2) 66 |
| Game #18 | 06/30/2012 | DC 3 vs MTL 0 | W | Pontius 9 (De Rosario 10) 46+; Russell 1 (Boskovic 4) 50; Salihi 5 (unassisted) 91+ |
| Game #19 | 07/15/2012 | DC 0 at HOU 4 | L | |
| Game #20 | 07/21/2012 | DC 0 at CLB 1 | L | |
| Game #21 | 08/04/2012 | DC 1 vs CLB 0 | W | Pontius 10 (unassisted) 49 |
| Game #22 | 08/11/2012 | DC 1 at KC 2 | L | DeLeon 4 (Najar 3) 23 |
| Game #23 | 08/19/2012 | DC 1 vs PHI 1 | T | own goal (Okugo) 71 |
| Game #24 | 08/22/2012 | DC 4 vs CHI 2 | W | De Rosario 6 (Pontius 2) 19; Pajoy 6 (Najar 4) 46+; McDonald 2 (Korb 2) 51; Tan 1 (De Rosario 11) 89 |
| Game #25 | 08/25/2012 | DC 0 at MTL 3 | L | |
| Game #26 | 08/29/2012 | DC 2 vs NY 2 | T | DeLeon 5 (De Rosario 12) 21; De Rosario 7 (DeLeon 4) 68 |
| Game #27 | 09/01/2012 | DC 0 at RSL 1 | L | |
| Game #28 | 09/15/2012 | DC 2 vs NE 1 | W | Pontius 11 (Boskovic 5) 32; Neal 1 (Pontius 3) 63 |
| Game #29 | 09/20/2012 | DC 1 at PHI 0 | W | Pajoy 7 (Pontius 4, Maicon Santos 3) 67 |
| Game #30 | 09/23/2012 | DC 1 vs CHV 0 | W | Boskovic 1 (Pajoy 3) 64 |
| Game #31 | 09/29/2012 | DC 1 at POR 1 | T | Pontius 12 (penalty kick) 60 |
| Game #32 | 10/06/2012 | DC 1 at TOR 0 | W | Salihi 6 (unassisted) 88 |
| Game #33 | 10/20/2012 | DC 3 vs CLB 2 | W | DeLeon 6 (unassisted) 39; Saragosa 1 (McDonald 4) 59; Neal 2 (Boskovic 6, Korb 3) 91+ |
| Game #34 | 10/27/2012 | DC 1 at CHI 1 | T | Pajoy 8 (Boskovic 7) 50 |

## D.C. UNITED –CUP COMPETITIONS – GAME-BY-GAME

| # | Player | U.S. OPEN CUP 3R RICH 2-1 | 4R PHI 1-2 |
|---|---|---|---|
| 2 | Danny Cruz | | |
| 3 | Robbie Russell | | 120D |
| 4 | Brandon McDonald | | 112D |
| 5 | Dejan Jakovic | | |
| 6 | Kurt Morsink | | |
| 7 | Dwayne De Rosario | | |
| 8 | Branko Boskovic | 45 | 92M |
| 9 | Hamdi Salihi | 45F | 120F |
| 11 | Marcelo Saragosa | 120M | 28 |
| 13 | Chris Pontius | | |
| 14 | Andy Najar | 120M | 120M |
| 15 | Ethan White | 120D | |
| 16 | Josh Wolff | 120F | 64F |
| 17 | Conor Shanosky | | |
| 18 | Nick DeLeon | 75 | 80M |
| 19 | Emiliano Dudar | 120D | 120D |
| 20 | Stephen King | 75M | |
| 21 | Daniel Woolard | | 120D |
| 22 | Chris Korb | 104D | |
| 23 | Perry Kitchen | 16 | 120M |
| 24 | Lewis Neal | 120M | 40 |
| 25 | Lance Rozeboom | | |
| 28 | Bill Hamid | | 120G |
| 29 | Maicon Santos | 120F | 56 |
| 31 | Joe Willis | 120G | |
| 50 | Andrew Dykstra | | |

U.S. OPEN CUP

| | | | | | |
|---|---|---|---|---|---|
| 3R | 05/29/2012 | DC 2 | vs RICHMD 1 | W (OT) | Salihi (Maicon Santos) 4; Saragosa (Boskovic) 107 |
| 4R | 06/05/2012 | DC 1 | vs PHI 2 | L (OT) | Wolff (DeLeon) 46 |

# HOUSTON DYNAMO

## 2012 RECORD

| | GP | W-L-T | PTS | GF | GA |
|---|---|---|---|---|---|
| Dynamo | 34 | 14-9-11 | 53 | 48 | 41 |

## RECORD at BBVA COMPASS STADIUM

| GP | W-L-T | PTS | GF | GA |
|---|---|---|---|---|
| 17 | 11-0-6 | 39 | 31 | 12 |

## RECORD on road

| GP | W-L-T | PTS | GF | GA |
|---|---|---|---|---|
| 17 | 3-9-5 | 14 | 17 | 29 |

## RECORD at the half

| | W | L | T |
|---|---|---|---|
| LEADING | 7 | 0 | 2 |
| TIED | 7 | 3 | 8 |
| TRAILING | 0 | 6 | 1 |

## RECORD with the first goal

| | W | L | T |
|---|---|---|---|
| SCORING | 13 | 0 | 6 |
| CONCEDING | 1 | 9 | 2 |

## TEAM COMPARISONS

| | FOR | AGAINST |
|---|---|---|
| GOALS SCORED | 1.41 (6th) | 1.21 (4th) |
| TOTAL SHOTS | 12.44 (11th) | 11.47 (3rd) |
| SHOTS ON GOAL | 4.62 (8th) | 4.00 (5th) |
| SHOOTING ACCURACY | 37.1% (5th) | 30.2% (9th) |
| SCORING %AGE | 11.3% (6th) | 10.5% (11th) |
| FOULS | 10.94 (17th) | 11.09 (17th) |
| CORNER KICKS | 4.00 (19th) | 4.38 (5th) |
| OFFSIDE | 2.38 (9th) | 2.71 (12th) |

## GOALS SCORED IN GAME

| GP | 0 | 1 | 2 | 3 | 4+ | TOT | AVG |
|---|---|---|---|---|---|---|---|
| 34 | 7 | 11 | 12 | 3 | 1 | 48 | 1.41 |

## GOALS ALLOWED IN GAME

| GP | 0 | 1 | 2 | 3 | 4+ | TOT | AVG |
|---|---|---|---|---|---|---|---|
| 34 | 12 | 10 | 6 | 5 | 1 | 41 | 1.21 |

## GOALS BY INTERVALS

| | TOT | 0-15 | 16-30 | 31-45+ | 46-60 | 61-75 | 76-90+ |
|---|---|---|---|---|---|---|---|
| FOR | 48 | 5 | 9 | 7 | 5 | 5 | 17 |
| AGAINST | 41 | 8 | 9 | 3 | 7 | 8 | 6 |

## WHERE THE GOALS COME FROM

| | | *FOR* | *AGAINST* |
|---|---|---|---|
| GOALS SCORED | | 48 | 41 |
| MINUTES PER GOAL | | 64 | 75 |
| *HOW SCORED* | | | |
| | RIGHT FOOT | 19 | 19 |
| | LEFT FOOT | 19 | 13 |
| | HEADERS | 10 | 8 |
| | OTHER | 0 | 1 |
| *TYPE OF PLAY* | | | |
| | OPEN PLAY | 24 | 21 |
| | CROSS | 6 | 9 |
| | CORNER | 8 | 4 |
| | REBOUND | 0 | 1 |
| | PENALTIES | 6 | 5 |
| | DIRECT FROM FREE KICK | 1 | 0 |
| | FREE KICK (INDIRECT) | 2 | 1 |
| | OWN GOALS | 1 | 0 |
| *DISTANCE* | | | |
| | INSIDE GOAL AREA | 13 | 8 |
| | INSIDE PENALTY AREA | 29 | 27 |
| | OUTSIDE PENALTY AREA | 6 | 6 |

## PRIMARY TEAM

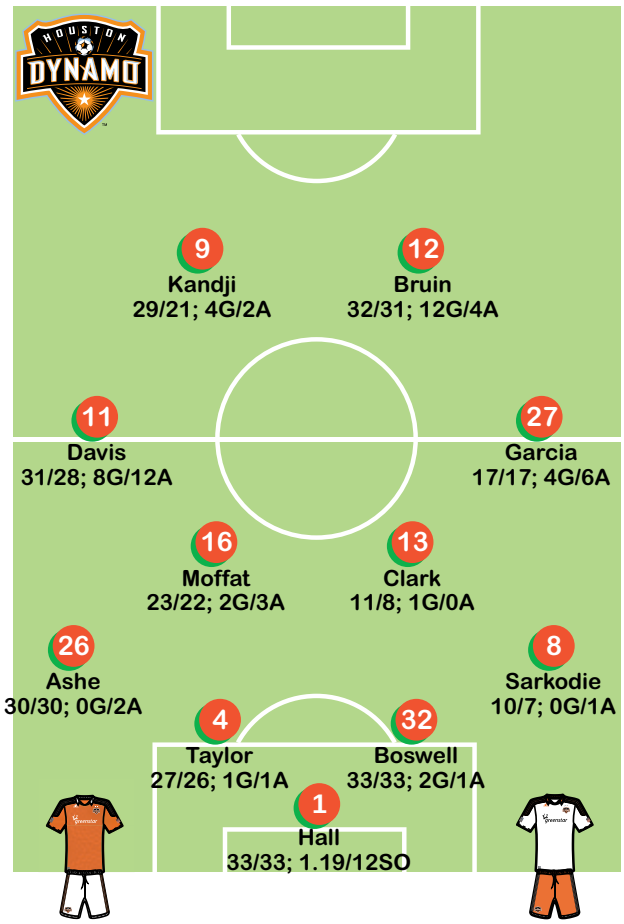

MLS CUP PLAYOFFS ★ 2012

# HOUSTON DYNAMO

| No. | Player | Pos | Ht | Wt | Birthdate | Birthplace | 2012 GP | 2012 GS | 2012 G | 2012 A | CAREER GP | CAREER GS | CAREER G | CAREER A |
|---|---|---|---|---|---|---|---|---|---|---|---|---|---|---|
| **1** | **Tally Hall** | **GK** | 6-4 | 205 | 05/12/1985 | SeaTac, WA | 33 | 33 | 0 | 0 | 72 | 72 | 0 | 1 |
| *Set Dynamo club record with 12 shutouts in 2012. In fourth MLS season after starting career at Esbjerg fB in Denmark.* | | | | | | | | | | | | | | |
| **3** | **Calen Carr** | **MF** | 6-0 | 150 | 10/04/1982 | Oakland, CA | 26 | 17 | 4 | 2 | 117 | 40 | 14 | 5 |
| *Speedy forward now in his second season with Houston. Began MLS career with Chicago Fire in 2006 out of Univ. of California* | | | | | | | | | | | | | | |
| **4** | **Jermaine Taylor** | **DF** | 5-10 | 195 | 01/14/1985 | Portland, Jamaica | 27 | 26 | 1 | 1 | 40 | 36 | 1 | 2 |
| *Jamaican international signed before the start of the 2011 season. Played for St. George's SC and Harbour View FC in his homeland.* | | | | | | | | | | | | | | |
| **5** | **Warren Creavalle** | **DF** | 6-0 | 165 | 08/14/1990 | Brooklyn, NY | 11 | 5 | 0 | 1 | 11 | 5 | 0 | 1 |
| *Second-round selection (No. 37 overall) in 2012 SuperDraft out of Univ. of Central Florida. Has moved from midfield to fullback as a professional* | | | | | | | | | | | | | | |
| **6** | **Nathan Sturgis** | **MF** | 5-10 | 150 | 07/06/1987 | Boca Raton, FL | 5 | 4 | 0 | 0 | 80 | 66 | 1 | 2 |
| *Versatile player who slot into defense or midfield, acquired from Toronto FC in offseason. In his seventh MLS season.* | | | | | | | | | | | | | | |
| **7** | **Colin Clark** | **MF** | 6-0 | 180 | 04/11/1984 | Fort Collins, CO | 14 | 6 | 1 | 0 | 127 | 93 | 15 | 13 |
| *Wide attacking midfielder acquired from Colorado late in the 2010 season. In his eighth MLS season.* | | | | | | | | | | | | | | |
| **8** | **Kofi Sarkodie** | **DF** | 5-8 | 165 | 03/22/1991 | Huber Heights, OH | 10 | 7 | 0 | 1 | 17 | 14 | 0 | 1 |
| *The seventh selection overall in the 2011 SuperDraft out of Univ. of Akron. U.S. youth international* | | | | | | | | | | | | | | |
| **9** | **Macoumba Kandji** | **FW** | 6-4 | 175 | 08/02/1985 | Dakar, Senegal | 29 | 21 | 4 | 2 | 86 | 56 | 10 | 12 |
| *Acquired from Colorado before start of the season. Started his MLS career in 2008 with New York, moving to Colorado midway through 2010, winning MLS Cup* | | | | | | | | | | | | | | |
| **10** | **Je-Vaughn Watson** | **MF** | 6-1 | 175 | 10/22/1983 | St. Catherine, Jamaica | 19 | 13 | 0 | 0 | 41 | 24 | 1 | 2 |
| *Jamaican international in his second season with the Dynamo. Can fit any role in the midfield.* | | | | | | | | | | | | | | |
| **11** | **Brad Davis** | **MF** | 5-11 | 175 | 11/08/1981 | St. Charles, MO | 31 | 28 | 8 | 12 | 287 | 246 | 43 | 92 |
| *Now in 11th MLS season, eighth with the Dynamo. Has 12 or more assists in four consecutive years. Led MLS with 16 assists in 2011 and named MLS Best XI* | | | | | | | | | | | | | | |
| **12** | **Will Bruin** | **FW** | 6-2 | 194 | 10/24/1989 | St. Louis, MO | 32 | 31 | 12 | 4 | 57 | 52 | 17 | 5 |
| *Has 12 goals, one shy of the Dynamo club record, in his second MLS season. First-round selection (No. 11 overall) out of Indiana Univ.* | | | | | | | | | | | | | | |
| **13** | **Ricardo Clark** | **MF** | 5-10 | 160 | 02/10/1983 | Atlanta, GA | 11 | 8 | 1 | 0 | 192 | 179 | 15 | 12 |
| *Returned to MLS and the Dynamo after two seasons abroad with Eintracht Frankfurt in Germany and Stabaek (Norway). U.S. international; MLS Best XI in 2007.* | | | | | | | | | | | | | | |
| **14** | **Colin Rolfe** | **FW** | 6-0 | 175 | 02/15/1990 | Spokane, WA | 0 | 0 | 0 | 0 | 0 | 0 | 0 | 0 |
| *First-round selection (No. 18 overall) in 2012 SuperDraft out of Univ. of Louisville* | | | | | | | | | | | | | | |
| **15** | **Cam Weaver** | **FW** | 6-4 | 195 | 06/10/1983 | Tacoma, WA | 9 | 2 | 0 | 0 | 68 | 36 | 11 | 5 |
| *Has overcome a hip injury to return to action in 2012. In his fourth MLS season, acquired by Houston from San Jose during 2009* | | | | | | | | | | | | | | |
| **16** | **Adam Moffat** | **MF** | 6-0 | 175 | 05/15/1986 | Glasgow, Scotland | 23 | 22 | 2 | 3 | 84 | 70 | 9 | 5 |
| *Acquired in a trade with Portland midway through the 2011 season. In his sixth MLS season; also played with Columbus* | | | | | | | | | | | | | | |
| **17** | **Luiz Camargo** | **MF** | 5-8 | 172 | 05/04/1987 | Vinhedo, Sao Paulo, Brazil | 26 | 16 | 1 | 1 | 33 | 22 | 1 | 3 |
| *Has become a regular in his second season in MLS. Signed from Paraná Clube in Brazil in August 2011.* | | | | | | | | | | | | | | |
| **18** | **Josue Soto** | **MF** | 5-9 | 155 | 01/03/1989 | Fort Worth, TX | 0 | 0 | 0 | 0 | 0 | 0 | 0 | 0 |
| *Mexican native signed as Home Grown Player before start of 2011 season. Spent season on loan to San Antonio (NASL). Played collegiately at SMU* | | | | | | | | | | | | | | |
| **19** | **Alex Dixon** | **MF** | 5-8 | 150 | 02/07/1990 | Bay City, TX | 4 | 1 | 0 | 0 | 11 | 1 | 1 | 0 |
| *Signed as Home Grown Player before 2011 season after three seasons at Univ. of North Carolina* | | | | | | | | | | | | | | |
| **22** | **Brian Ownby** | **MF** | 6-0 | 160 | 07/16/1990 | Glen Allen, VA | 7 | 0 | 0 | 2 | 7 | 0 | 0 | 2 |
| *Supplemental Draft selection in his first season out of Univ. of Virginia. U.S. youth international* | | | | | | | | | | | | | | |
| **23** | **Giles Barnes** | **MF** | 6-1 | 181 | 08/05/1988 | London, England | 4 | 1 | 0 | 0 | 4 | 1 | 0 | 0 |
| *Signed at midseason after seven seasons in England with Doncaster Rovers FC, West Bromwich Albion and Derby County* | | | | | | | | | | | | | | |
| **24** | **Tyler Deric** | **GK** | 6-3 | 195 | 08/30/1988 | Houston, TX | 1 | 1 | 0 | 0 | 3 | 3 | 0 | 0 |
| *Signed as first Home Grown Player in club history in 2009; first Dynamo Academy product to join first team* | | | | | | | | | | | | | | |
| **25** | **Brian Ching** | **FW** | 6-1 | 195 | 05/24/1978 | Haleiwa, HI | 30 | 13 | 5 | 5 | 219 | 170 | 82 | 33 |
| *The Dynamo's all-time leading scorer, in his 11th MLS season. U.S. international, MLS Cup 2006 MVP, named to 2001 MLS Best XI* | | | | | | | | | | | | | | |
| **26** | **Corey Ashe** | **DF** | 5-7 | 154 | 03/14/1986 | Orange County, CA | 30 | 30 | 0 | 2 | 160 | 106 | 1 | 13 |
| *Moved to fullback for the 2011 season where he has become a regular. In his sixth MLS season, out of the Univ. of North Carolina* | | | | | | | | | | | | | | |
| **27** | **Boniek Garcia** | **MF** | 5-9 | 160 | 09/04/1984 | Tegucigalpa, Honduras | 17 | 17 | 4 | 6 | 17 | 17 | 4 | 6 |
| *Honduras international who was transferred from CD Olimpia in June. Played nine seasons for that club* | | | | | | | | | | | | | | |
| **28** | **Erich Marscheider** | **GK** | 6-3 | 185 | 01/05/1993 | Vienna, Austria | 0 | 0 | 0 | 0 | 0 | 0 | 0 | 0 |
| *Signed with the club in February after a trial, out of Colorado Rush youth soccer club* | | | | | | | | | | | | | | |
| **31** | **Andre Hainault** | **DF** | 6-0 | 180 | 06/17/1986 | Montreal, Quebec, Canada | 25 | 24 | 2 | 3 | 104 | 100 | 6 | 6 |
| *Canadian international who can play fullback or center back. In his fourth MLS season; also played in Czech Republic, last with FK SIAD Most* | | | | | | | | | | | | | | |
| **32** | **Bobby Boswell** | **DF** | 6-2 | 185 | 03/15/1983 | Austin, TX | 33 | 33 | 2 | 1 | 225 | 222 | 13 | 8 |
| *Now in his eighth MLS season, his fifth with the Dynamo. 2006 MLS Defender of the Year and Best XI honoree while with D.C. United* | | | | | | | | | | | | | | |

**HEAD COACH : Dominic Kinnear** 07/26/1967 W114 L76 T92

## HOUSTON DYNAMO PLAYOFF HISTORY

| vs. Team | No. of Series | Series W-L | GP | W-L-T | OT | ShO | GF | GA | Last Mtg. | Round | Series Result |
|---|---|---|---|---|---|---|---|---|---|---|---|
| Chivas USA | 1 | 1-0 | 2 | 1-1-0 | 0-0-0 | 0-0 | 3 | 2 | 2006 | Quarterfinals | Won Series Tie-Breaker |
| Colorado | 1 | 1-0 | 1 | 1-0-0 | 0-0-0 | 0-0 | 3 | 1 | 2006 | Semifinals | Won 1 games to 0 |
| Dallas | 1 | 1-0 | 2 | 1-1-0 | 1-0-0 | 0-0 | 4 | 2 | 2007 | Quarterfinals | Won Series Tie-Breaker |
| Kansas City | 2 | 2-0 | 2 | 2-0-0 | 0-0-0 | 0-0 | 4 | 0 | 2011 | Semifinals | Won 1 games to 0 |
| Los Angeles | 2 | 0-2 | 2 | 0-2-0 | 0-1-0 | 0-0 | 0 | 3 | 2011 | MLS Cup '11 | Lost MLS Cup '11 |
| New England | 2 | 2-0 | 2 | 2-0-0 | 1-0-0 | 1-0 | 3 | 2 | 2007 | MLS Cup '07 | Won MLS Cup '07 |
| New York | 1 | 0-1 | 2 | 0-1-1 | 0-0-0 | 0-0 | 1 | 4 | 2008 | Quarterfinals | Lost 1 games to 0 |
| Philadelphia | 1 | 1-0 | 2 | 2-0-0 | 0-0-0 | 0-0 | 3 | 1 | 2011 | Quarterfinals | Won 2 games to 0 |
| Seattle | 1 | 1-0 | 2 | 1-0-1 | 1-0-0 | 0-0 | 1 | 0 | 2009 | Quarterfinals | Won 1 games to 0 |
| TOTALS | 12 | 9-3 | 17 | 10-5-2 | 3-1-0 | 1-0 | 22 | 15 | | | |

## HOUSTON DYNAMO – ALL-TIME POSTSEASON RESULTS

| DATE | OPPONENT | RESULT | ATT. | W-L-T | RD. | GOALS: |
|---|---|---|---|---|---|---|
| 10/22/2006 | at Chivas USA | L 1-2 | 15,110 | 0-1-0 | QTR | HOU: Ching (75); CHV: Razov (45) Palencia (68) |
| 10/29/2006 | Chivas USA | W 2-0 | 17,440 | 1-1-0 | QTR | HOU: Davis (64) Ching (90) |
| 11/05/2006 | Colorado | W 3-1 | 23,107 | 2-1-0 | SEM | HOU: Dalglish (10,21) Mullan (71); COL: Kirovski (4) |
| 11/12/2006 | at New England | W 1-1 (OT) | 22,427 | 3-1-0 | FIN | HOU: Ching (114); NE: Twellman (113) |
| 10/27/2007 | at FC Dallas | L 0-1 | 12,537 | 0-1-0 | QTR | DAL: Goodson (23) |
| 11/02/2007 | FC Dallas | W 4-1 (OT) | 30,088 | 1-1-0 | QTR | HOU: Holden (66) Ching (72,97) Davis (100); DAL: Ruiz (14) |
| 11/10/2007 | Kansas City | W 2-0 | 30,972 | 2-1-0 | SEM | HOU: Jaqua (35) De Rosario (81) |
| 11/18/2007 | at New England | W 2-1 | 39,859 | 3-1-0 | FIN | HOU: Ngwenya (61) De Rosario (74); NE: Twellman (20) |
| 11/01/2008 | at New York | T 1-1 | 11,578 | 0-0-1 | QTR | HOU: Kamara (85); NY: Angel (48) |
| 11/09/2008 | New York | L 0-3 | 30,053 | 0-1-1 | QTR | NY: Richards (25) Angel (36) Wolyniec (81) |
| 10/29/2009 | at Seattle | T 0-0 | 35,807 | 0-0-1 | QTR | |
| 11/08/2009 | Seattle | W 1-0 (OT) | 27,465 | 1-0-1 | QTR | HOU: Ching (96) |
| 11/13/2009 | at Los Angeles | L 0-2 (OT) | 25,373 | 1-1-1 | SEM | LA: Berhalter (103) Donovan (109) |
| 10/30/2011 | at Philadelphia | W 2-1 | 18,539 | 1-0-0 | QTR | HOU: Hainault (5) Carr (30); PHI: Le Toux (7) |
| 11/03/2011 | Philadelphia | W 1-0 | 24,749 | 2-0-0 | QTR | HOU: Ching (45) |
| 11/06/2011 | at Sporting KC | W 2-0 | 20,839 | 3-0-0 | SEM | HOU: Hainault (53) Costly (87) |
| 11/20/2011 | at Los Angeles | L 0-1 | 30,281 | 3-1-0 | FIN | |

## CAREER POSTSEASON STATISTICS FOR CURRENT HOUSTON DYNAMO PLAYERS

| UNF | POS | PLAYER | GP | GS | MIN | G | A | SHT | SOG | PKG | PKA | SKG | SKA | FC | FS | OFF | CK | C | E |
|---|---|---|---|---|---|---|---|---|---|---|---|---|---|---|---|---|---|---|---|
| 26 | F-M | Corey Ashe | 7 | 4 | 459 | 0 | 0 | 3 | 0 | 0 | 0 | 0 | 0 | 2 | 10 | 1 | 0 | 0 | 0 |
| 32 | D | Bobby Boswell | 14 | 13 | 1284 | 0 | 0 | 1 | 0 | 0 | 0 | 0 | 0 | 13 | 11 | 0 | 0 | 2 | 0 |
| 12 | F | Will Bruin | 3 | 0 | 37 | 0 | 0 | 0 | 0 | 0 | 0 | 0 | 0 | 0 | 0 | 0 | 0 | 0 | 0 |
| 17 | M | Luiz Camargo | 4 | 4 | 360 | 0 | 1 | 0 | 0 | 0 | 0 | 0 | 0 | 5 | 0 | 0 | 0 | 2 | 0 |
| 3 | F | Calen Carr | 9 | 5 | 433 | 1 | 2 | 12 | 6 | 0 | 0 | 0 | 0 | 14 | 6 | 9 | 0 | 1 | 0 |
| 25 | F | Brian Ching | 22 | 20 | 1850 | 8 | 2 | 49 | 28 | 0 | 0 | 1 | 1 | 36 | 49 | 21 | 1 | 0 | 0 |
| 7 | F | Colin Clark | 2 | 0 | 20 | 0 | 0 | 0 | 0 | 0 | 0 | 0 | 0 | 2 | 0 | 0 | 0 | 0 | 0 |
| 13 | M | Ricardo Clark | 14 | 14 | 1320 | 1 | 1 | 22 | 9 | 0 | 0 | 0 | 0 | 37 | 30 | 2 | 0 | 6 | 0 |
| 11 | M | Brad Davis | 16 | 15 | 1377 | 2 | 5 | 29 | 12 | 1 | 1 | 0 | 1 | 20 | 23 | 4 | 58 | 1 | 0 |
| 31 | D | Andre Hainault | 7 | 7 | 690 | 2 | 0 | 7 | 4 | 0 | 0 | 0 | 0 | 13 | 4 | 0 | 0 | 1 | 0 |
| 9 | F | Macoumba Kandji | 8 | 0 | 197 | 0 | 0 | 4 | 3 | 0 | 0 | 1 | 1 | 3 | 5 | 0 | 0 | 0 | 0 |
| 16 | M | Adam Moffat | 4 | 4 | 360 | 0 | 0 | 4 | 0 | 0 | 0 | 0 | 0 | 1 | 3 | 1 | 2 | 1 | 0 |
| 6 | M | Nathan Sturgis | 2 | 2 | 145 | 0 | 0 | 2 | 2 | 0 | 0 | 0 | 0 | 1 | 2 | 0 | 7 | 0 | 0 |
| 4 | D | Jermaine Taylor | 2 | 1 | 141 | 0 | 0 | 1 | 1 | 0 | 0 | 0 | 0 | 1 | 1 | 0 | 0 | 0 | 0 |
| 10 | M | Je-Vaughn Watson | 3 | 0 | 64 | 0 | 0 | 0 | 0 | 0 | 0 | 0 | 0 | 1 | 0 | 1 | 0 | 0 | 0 |
| 15 | F | Cam Weaver | 2 | 0 | 16 | 0 | 0 | 0 | 0 | 0 | 0 | 0 | 0 | 1 | 1 | 1 | 0 | 0 | 0 |

| UNF | POS | GOALKEEPER | GP | GS | MIN | SHTS | SV | GA | GAA | PKG | PKA | SKG | SKA | W | L | T | SO |
|---|---|---|---|---|---|---|---|---|---|---|---|---|---|---|---|---|---|
| 1 | GK | Tally Hall | 4 | 4 | 360 | 2 | 20 | 2 | 0.50 | 0 | 0 | 0 | 0 | 3 | 1 | 0 | 2 |

# ALL-TIME HOUSTON DYNAMO POSTSEASON STATISTICS (9-5-3, 30 PTS.)

| PLAYER | GP | GS | MIN | G | A |
|---|---|---|---|---|---|
| Brian Ching | 16 | 16 | 1484 | 7 | 2 |
| Brad Davis | 16 | 15 | 1377 | 2 | 5 |
| Dwayne De Rosario | 10 | 10 | 948 | 2 | 4 |
| Paul Dalglish | 4 | 4 | 307 | 2 | 0 |
| Andre Hainault | 7 | 7 | 690 | 2 | 0 |
| Brian Mullan | 13 | 13 | 1219 | 1 | 3 |
| Joseph Ngwenya | 4 | 2 | 229 | 1 | 2 |
| Stuart Holden | 11 | 4 | 542 | 1 | 1 |
| Calen Carr | 4 | 4 | 299 | 1 | 0 |
| Carlo Costly | 4 | 0 | 64 | 1 | 0 |
| Nate Jaqua | 6 | 4 | 363 | 1 | 0 |
| Kei Kamara | 2 | 1 | 78 | 1 | 0 |
| Craig Waibel | 8 | 8 | 663 | 0 | 3 |
| Luiz Camargo | 4 | 4 | 360 | 0 | 1 |
| Ricardo Clark | 8 | 8 | 780 | 0 | 1 |
| Ryan Cochrane | 7 | 5 | 538 | 0 | 1 |
| Alejandro Moreno | 4 | 0 | 83 | 0 | 1 |
| Richard Mulrooney | 6 | 6 | 570 | 0 | 1 |
| Eddie Robinson | 11 | 10 | 984 | 0 | 1 |
| Corey Ashe | 7 | 4 | 459 | 0 | 0 |
| Wade Barrett | 11 | 11 | 1035 | 0 | 0 |
| Bobby Boswell | 9 | 9 | 870 | 0 | 0 |
| Will Bruin | 3 | 0 | 37 | 0 | 0 |
| Geoff Cameron | 8 | 7 | 697 | 0 | 0 |
| Mike Chabala | 2 | 2 | 210 | 0 | 0 |
| Colin Clark | 1 | 0 | 12 | 0 | 0 |
| Danny Cruz | 4 | 4 | 290 | 0 | 0 |
| Kelly Gray | 1 | 0 | 18 | 0 | 0 |
| Tally Hall | 4 | 4 | 360 | 0 | 0 |
| Luis Angel Landin | 3 | 0 | 98 | 0 | 0 |
| Adam Moffat | 4 | 4 | 360 | 0 | 0 |
| Dominic Oduro | 3 | 3 | 232 | 0 | 0 |
| Pat Onstad | 13 | 13 | 1290 | 0 | 0 |
| Adrian Serioux | 4 | 4 | 383 | 0 | 0 |
| Jermaine Taylor | 2 | 1 | 141 | 0 | 0 |
| Je-Vaughn Watson | 3 | 0 | 64 | 0 | 0 |
| Cam Weaver | 2 | 0 | 16 | 0 | 0 |
| Team totals | 17 | 17 | 1650 | 22 | 26 |
| Opponent totals | 17 | 17 | 1650 | 15 | 13 |

DYNAMO INDIVIDUAL GOALKEEPING

| GOALKEEPER | GP | GS | SV | GA | GAA | SO |
|---|---|---|---|---|---|---|
| Tally Hall | 4 | 4 | 20 | 2 | 0.50 | 2 |
| Pat Onstad | 13 | 13 | 32 | 13 | 0.91 | 4 |
| Team totals | 17 | 17 | 52 | 15 | 0.82 | 6 |
| Opponent totals | 17 | 17 | 67 | 22 | 1.20 | 5 |

## HOUSTON DYNAMO INDIVIDUAL HIGH GAMES (2012)

Goals
2 Will Bruin 04/28/2012 at DC L 2-3
2 Will Bruin 06/20/2012 vs. TOR T 3-3
2 Calen Carr 07/18/2012 vs. KC W 2-1
2 Macoumba Kandji 07/21/2012 vs. MTL W 3-0

Assists
2 Brad Davis 06/20/2012 vs. TOR T 3-3
2 Geoff Cameron 06/20/2012 vs. TOR T 3-3
2 Brad Davis 07/21/2012 vs. MTL W 3-0
2 Brad Davis 07/28/2012 at TOR W 2-0

Shots
7 Will Bruin 04/28/2012 at DC L 2-3

Shots on Goal
3 8 times

Fouls Committed
5 Corey Ashe 07/28/2012 at TOR W 2-0
5 Boniek Garcia 10/20/2012 vs. PHI W 3-1

Fouls Suffered
6 Ricardo Clark 09/23/2012 at PHI L 1-3

Offside
3 Macoumba Kandji 06/30/2012 vs. PHI W 2-1
3 Macoumba Kandji 07/18/2012 vs. KC W 2-1
3 Calen Carr 09/29/2012 vs. NE W 2-0

Saves
7 Tally Hall 09/14/2012 at KC T 1-1
7 Tyler Deric 10/27/2012 at COL L 0-2

Shots Faced
9 Tyler Deric 10/27/2012 at COL L 0-2

Goals Allowed
4 Tally Hall 06/23/2012 at MTL L 2-4

## TEAM HIGH GAMES (2012)

Goals
4 07/15/2012 vs. DC W 4-0

Assists
5 06/20/2012 vs. TOR T 3-3

Shots
23 07/15/2012 vs. DC W 4-0

Shots on Goal
10 05/12/2012 vs. DC W 1-0
10 07/15/2012 vs. DC W 4-0

Fouls Committed
18 05/19/2012 at NE T 2-2
18 07/15/2012 vs. DC W 4-0

Fouls Suffered
18 10/06/2012 vs. MTL T 1-1

Corner Kicks
10 08/25/2012 vs. TOR T 1-1

Offside
6 06/30/2012 vs. PHI W 2-1
6 09/29/2012 vs. NE W 2-0

Saves
7 09/14/2012 at KC T 1-1
7 10/27/2012 at COL L 0-2

Shots Faced
9 09/14/2012 at KC T 1-1
9 10/27/2012 at COL L 0-2

Goals Allowed
4 06/23/2012 at MTL L 2-4

## TEAM LOW GAMES (2012)

Shots
5 04/15/2012 at CHI T 1-1
5 06/23/2012 at MTL L 2-4
5 07/18/2012 vs. KC W 2-1
5 10/27/2012 at COL L 0-2

Shots on Goal
1 04/15/2012 at CHI T 1-1

Fouls Committed
6 05/09/2012 at NY L 0-1

Fouls Suffered
5 07/15/2012 vs. DC W 4-0

Corner Kicks
0 04/15/2012 at CHI T 1-1
0 07/07/2012 at KC T 0-0

Offside
0 03/23/2012 at SEA L 0-2
0 04/15/2012 at CHI T 1-1
0 04/21/2012 at CLB T 2-2
0 05/19/2012 at NE T 2-2
0 06/10/2012 at VAN L 1-3

Saves
0 03/23/2012 at SEA L 0-2
0 10/20/2012 vs. PHI W 3-1

Shots Faced
1 05/12/2012 vs. DC W 1-0
1 07/03/2012 vs. CHI T 0-0
1 10/20/2012 vs. PHI W 3-1

## HOUSTON DYNAMO INDIVIDUAL POSTSEASON HIGH GAMES (2006-2011)

Goals
2 Paul Dalglish 11/05/2006 vs. COL W 3-1
2 Brian Ching 11/02/2007 vs. DAL W 4-1

Assists
2 Brad Davis 11/05/2006 vs. COL W 3-1
2 Joseph Ngwenya 11/02/2007 vs. DAL W 4-1

Shots
6 Dwayne De Rosario 10/27/2007 at DAL L 0-1
6 Brian Ching 11/02/2007 vs. DAL W 4-1

Shots on Goal
4 Brian Ching 11/02/2007 vs. DAL W 4-1

Fouls Committed
6 Brad Davis 11/12/2006 at NE W 1-1
6 Dwayne De Rosario 11/01/2008 at NY T 1-1

Fouls Suffered
8 Dwayne De Rosario 10/29/2006 vs. CHV W 2-0

Offside
4 Brian Ching 11/12/2006 at NE W 1-1

Saves
10 Tally Hall 10/30/2011 at PHI W 2-1

Shots Faced
11 Tally Hall 10/30/2011 at PHI W 2-1

Goals Allowed
3 Pat Onstad 11/09/2008 vs. NY L 0-3

## TEAM POSTSEASON HIGH GAMES (2006-2011)

Goals
4 11/02/2007 vs. DAL W 4-1

Assists
6 11/05/2006 vs. COL W 3-1

Shots
24 11/02/2007 vs. DAL W 4-1

Shots on Goal
13 11/02/2007 vs. DAL W 4-1

Fouls Committed
24 11/12/2006 at NE W 1-1

Fouls Suffered
23 10/22/2006 at CHV L 1-2
23 10/27/2007 at DAL L 0-1
23 11/02/2007 vs. DAL W 4-1

Corner Kicks
10 10/29/2006 vs. CHV W 2-0
10 11/12/2006 at NE W 1-1

Offside
8 11/02/2007 vs. DAL W 4-1

Saves
10 10/30/2011 at PHI W 2-1

Shots Faced
11 10/30/2011 at PHI W 2-1

Goals Allowed
3 11/09/2008 vs. NY L 0-3

## TEAM POSTSEASON LOW GAMES (2006-2011)

Shots
6 11/05/2006 vs. COL W 3-1
6 11/06/2011 at KC W 2-0

Shots on Goal
1 11/20/2011 at LA L 0-1

Fouls Committed
8 10/27/2007 at DAL L 0-1

Fouls Suffered
4 10/29/2009 at SEA T 0-0

Corner Kicks
1 11/06/2011 at KC W 2-0
1 11/20/2011 at LA L 0-1

Offside
0 10/29/2006 vs. CHV W 2-0

Saves
0 11/10/2007 vs. KC W 2-0

Shots Faced
0 11/10/2007 vs. KC W 2-0

## 2012 HOUSTON DYNAMO STATISTICS (14-9-11, 53 pts.)

| UNF | POS | PLAYER | GP | GS | MIN | G | A | SHT | SOG | FC | FS | OFF | CK | C | E |
|---|---|---|---|---|---|---|---|---|---|---|---|---|---|---|---|
| 12 | F | Will Bruin | 32 | 31 | 2510 | 12 | 4 | 78 | 35 | 14 | 20 | 12 | 0 | 1 | 0 |
| 11 | M | Brad Davis | 31 | 28 | 2523 | 8 | 12 | 53 | 22 | 40 | 35 | 0 | 112 | 3 | 0 |
| 25 | F | Brian Ching | 30 | 13 | 1385 | 5 | 5 | 35 | 15 | 14 | 28 | 22 | 0 | 0 | 0 |
| 27 | M | Boniek Garcia | 17 | 17 | 1530 | 4 | 6 | 30 | 12 | 19 | 31 | 4 | 9 | 0 | 0 |
| 3 | M | Calen Carr | 26 | 17 | 1512 | 4 | 2 | 28 | 10 | 22 | 29 | 5 | 0 | 6 | 0 |
| 9 | F | Macoumba Kandji | 29 | 21 | 1630 | 4 | 2 | 33 | 16 | 46 | 26 | 23 | 0 | 3 | 0 |
| 31 | D | Andre Hainault | 25 | 24 | 2035 | 2 | 3 | 13 | 7 | 25 | 6 | 4 | 0 | 2 | 0 |
| 16 | M | Adam Moffat | 23 | 22 | 1930 | 2 | 3 | 28 | 7 | 28 | 19 | 0 | 4 | 2 | 1 |
| 32 | D | Bobby Boswell | 33 | 33 | 2930 | 2 | 1 | 20 | 7 | 22 | 15 | 0 | 0 | 4 | 0 |
| 17 | M | Luiz Camargo | 26 | 16 | 1425 | 1 | 1 | 6 | 2 | 23 | 26 | 2 | 0 | 1 | 0 |
| 4 | D | Jermaine Taylor | 27 | 26 | 2334 | 1 | 1 | 16 | 3 | 15 | 3 | 0 | 0 | 2 | 0 |
| 7 | M | Colin Clark | 14 | 6 | 655 | 1 | 0 | 8 | 2 | 5 | 5 | 0 | 3 | 2 | 0 |
| 13 | M | Ricardo Clark | 11 | 8 | 760 | 1 | 0 | 9 | 2 | 11 | 16 | 0 | 0 | 0 | 0 |
| 26 | D | Corey Ashe | 30 | 30 | 2625 | 0 | 2 | 8 | 1 | 28 | 40 | 4 | 6 | 3 | 0 |
| 20 | D | Geoff Cameron | 15 | 15 | 1326 | 0 | 2 | 11 | 1 | 15 | 6 | 0 | 0 | 1 | 0 |
| 22 | M | Brian Ownby | 7 | 0 | 115 | 0 | 2 | 5 | 2 | 2 | 4 | 0 | 0 | 0 | 0 |
| 5 | D | Warren Creavalle | 11 | 5 | 479 | 0 | 1 | 3 | 1 | 5 | 5 | 0 | 0 | 0 | 0 |
| 8 | D | Kofi Sarkodie | 10 | 7 | 695 | 0 | 1 | 2 | 0 | 6 | 8 | 1 | 0 | 0 | 0 |
| 23 | M | Giles Barnes | 4 | 1 | 149 | 0 | 0 | 6 | 1 | 2 | 3 | 0 | 0 | 0 | 0 |
| 24 | G | Tyler Deric | 1 | 1 | 90 | 0 | 0 | 0 | 0 | 0 | 0 | 0 | 0 | 0 | 0 |
| 19 | M | Alex Dixon | 4 | 1 | 114 | 0 | 0 | 1 | 1 | 3 | 0 | 0 | 0 | 1 | 0 |
| 1 | G | Tally Hall | 33 | 33 | 2946 | 0 | 0 | 0 | 0 | 0 | 4 | 0 | 0 | 1 | 0 |
| 6 | M | Nathan Sturgis | 5 | 4 | 332 | 0 | 0 | 3 | 0 | 5 | 3 | 0 | 2 | 0 | 0 |
| 10 | M | Je-Vaughn Watson | 19 | 13 | 1096 | 0 | 0 | 18 | 6 | 16 | 14 | 0 | 0 | 1 | 0 |
| 15 | F | Cam Weaver | 9 | 2 | 253 | 0 | 0 | 9 | 4 | 6 | 4 | 4 | 0 | 1 | 0 |
| 28 | G | Erich Marscheider | 0 | 0 | 0 | 0 | 0 | 0 | 0 | 0 | 0 | 0 | 0 | 0 | 0 |
| 14 | F | Colin Rolfe | 0 | 0 | 0 | 0 | 0 | 0 | 0 | 0 | 0 | 0 | 0 | 0 | 0 |
| 18 | M | Josue Soto | 0 | 0 | 0 | 0 | 0 | 0 | 0 | 0 | 0 | 0 | 0 | 0 | 0 |
| | | Own-goals received | | | | 1 | | | | | | | | | |
| | | Team totals | 34 | 34 | 3036 | 48 | 48 | 423 | 157 | 372 | 377 | 81 | 136 | 34 | 1 |
| | | Opponent totals | 34 | 34 | 3036 | 41 | 37 | 390 | 138 | 377 | 372 | 92 | 149 | 42 | 3 |

GAME-WINNING GOALS: Brad Davis 3, Andre Hainault 2, Calen Carr 2, Jermaine Taylor 1, Adam Moffat 1 Macoumba Kandji 1, Boniek Garcia 1, Ricardo Clark 1, Colin Clark 1 Brian Ching 1

GAME-WINNING ASSISTS: Brad Davis 4, Brian Ching 2, Adam Moffat 1, Andre Hainault 1, Calen Carr 1 Will Bruin 1, Bobby Boswell 1

PENALTY KICK GOALS/ATTEMPTS: Brad Davis 3-4, Brian Ching 2-2, Colin Clark 1-1

HOUSTON DYNAMO INDIVIDUAL GOALKEEPING

| UNF | POS | GOALKEEPER | GP | GS | MIN | SHTS | SV | GA | GAA | PG | PA | W | L | T | SO |
|---|---|---|---|---|---|---|---|---|---|---|---|---|---|---|---|
| 1 | G | Tally Hall | 33 | 33 | 2946 | 129 | 88 | 39 | 1.19 | 5 | 5 | 14 | 8 | 11 | 12 |
| 24 | G | Tyler Deric | 1 | 1 | 90 | 9 | 7 | 2 | 2.00 | 0 | 0 | 0 | 1 | 0 | 0 |
| | | Team totals | 34 | 34 | 3036 | 138 | 95 | 41 | 1.22 | 5 | 5 | 14 | 9 | 11 | 12 |
| | | Opponent totals | 34 | 34 | 3036 | 157 | 105 | 48 | 1.42 | 6 | 7 | 9 | 14 | 11 | 7 |

* = Played with other teams in 2012. Only Houston Dynamo statistics listed here.

## HOUSTON DYNAMO 2012 SCHEDULE

| DAY | DATE | OPPONENT | RESULT | ATT. | W-L-T | POS. | PTS | NOTES: |
|---|---|---|---|---|---|---|---|---|
| Sun. | Mar. 11 | at Chivas USA | W 1-0 | 14,464 | 1-0-0 | T1 | 3 | HOU: Hainault (92+) |
| Sat. | Mar. 17 | at San Jose | W 1-0 | 21,816 | 2-0-0 | T1 | 6 | HOU: Davis (14) |
| Fri. | Mar. 23 | at Seattle | L 0-2 | 38,304 | 2-1-0 | T1 | 6 | SEA: Estrada (23) Evans (27) |
| Sun. | Apr. 15 | at Chicago | T 1-1 | 10,489 | 2-1-1 | 4 | 7 | HOU: Bruin (24); CHI: Pause (27) |
| Sat. | Apr. 21 | at Columbus | T 2-2 | 10,479 | 2-1-2 | T4 | 8 | HOU: Bruin (59) Ching (81); CLB: Gaven (63,74) |
| Sat. | Apr. 28 | at D.C. United | L 2-3 | 13,975 | 2-2-2 | T4 | 8 | HOU: Bruin (50,59); DC: Santos (11,70) De Rosario (54) |
| Wed. | May 9 | at New York | L 0-1 | 11,315 | 2-3-2 | 0 | 8 | NY: Cooper (7) |
| Sat. | May 12 | D.C. United | W 1-0 | 22,039 | 3-3-2 | T7 | 11 | HOU: Davis (67) |
| Tue. | May 15 | Portland | T 0-0 | 22,039 | 3-3-3 | T5 | 12 | |
| Sat. | May 19 | at New England | T 2-2 | 16,414 | 3-3-4 | T5 | 13 | HOU: Bruin (32) Camargo (87); NE: Sene (26,57) |
| Sat. | May 26 | Los Angeles | W 2-1 | 22,039 | 4-3-4 | 6 | 16 | HOU: own goal (38) Hainault (57); LA: Buddle (10) |
| Sun. | June 10 | at Vancouver | L 1-3 | 18,811 | 4-4-4 | T6 | 16 | HOU: Kandji (83); VAN: Mattocks (4,66) Harvey (88) |
| Sat. | June 16 | FC Dallas | W 2-1 | 22,039 | 5-4-4 | T4 | 19 | HOU: Bruin (3) Moffat (76); DAL: Jackson (59) |
| Wed. | June 20 | Toronto FC | T 3-3 | 21,423 | 5-4-5 | 5 | 20 | HOU: Boswell (20) Bruin (73,90); TOR: Hall (13) Koevermans (22,45) |
| Sat. | June 23 | at Montreal | L 2-4 | 12,357 | 5-5-5 | 5 | 20 | HOU: Davis (16) Bruin (45); MTL: Nyassi (4) Arnaud (21) Camara (60) Bernier (67) |
| Sat. | June 30 | Philadelphia | W 2-1 | 19,806 | 6-5-5 | 5 | 23 | HOU: Davis (19) Ching (83); PHI: Daniel (46) |
| Tue. | July 3 | Chicago | T 0-0 | 22,039 | 6-5-6 | 5 | 24 | |
| Sat. | July 7 | at Sporting KC | T 0-0 | 19,307 | 6-5-7 | 6 | 25 | |
| Sun. | July 15 | D.C. United | W 4-0 | 18,871 | 7-5-7 | 5 | 28 | HOU: Davis (19) Bruin (37) Garcia (62) Ching (89) |
| Wed. | July 18 | Sporting KC | W 2-1 | 19,761 | 8-5-7 | T4 | 31 | HOU: Carr (25,79); KC: Kamara (42) |
| Sat. | July 21 | Montreal | W 3-0 | 20,396 | 9-5-7 | 3 | 34 | HOU: Kandji (7,89) Boswell (84) |
| Sat. | July 28 | at Toronto FC | W 2-0 | 19,652 | 10-5-7 | T1 | 37 | HOU: Carr (45) Ching (86) |
| Fri. | Aug. 3 | New York | W 2-0 | 22,039 | 11-5-7 | 1 | 40 | HOU: Taylor (2) Carr (28) |
| Fri. | Aug. 10 | at New York | L 0-2 | 15,730 | 11-6-7 | T2 | 40 | NY: Holgersson (61) Solli (92+) |
| Sun. | Aug. 19 | Columbus | T 2-2 | 20,567 | 11-6-8 | T3 | 41 | HOU: Davis (19) Moffat (82); CLB: Grossman (33) Gaven (58) |
| Sat. | Aug. 25 | Toronto FC | T 1-1 | 19,320 | 11-6-9 | 3 | 42 | HOU: Bruin (21); TOR: Dunfield (85) |
| Sun. | Sept. 2 | at Chicago | L 1-3 | 17,007 | 11-7-9 | T4 | 42 | HOU: Ching (90); CHI: Nyarko (1) Paladini (19) Alex (93+) |
| Thu. | Sept. 6 | Real Salt Lake | W 1-0 | 18,452 | 12-7-9 | 3 | 45 | HOU: C. Clark (94+) |
| Fri. | Sept. 14 | at Sporting KC | T 1-1 | 19,877 | 12-7-10 | 4 | 46 | HOU: Davis (58); KC: Sapong (93+) |
| Sun. | Sept. 23 | at Philadelphia | L 1-3 | 17,666 | 12-8-10 | 5 | 46 | HOU: Garcia (44); PHI: Adu (28,50) Martinez (70) |
| Sat. | Sept. 29 | New England | W 2-0 | 22,039 | 13-8-10 | 5 | 49 | HOU: R. Clark (77) Garcia (93+) |
| Sat. | Oct. 6 | Montreal | T 1-1 | 21,178 | 13-8-11 | 5 | 50 | HOU: Bruin (44); MTL: Nyassi (66) |
| Sat. | Oct. 20 | Philadelphia | W 3-1 | 22,039 | 14-8-11 | 5 | 53 | HOU: Kandji (5) Garcia (71) Davis (75); PHI: McInerney (19) |
| Sat. | Oct. 27 | at Colorado | L 0-2 | 15,453 | 14-9-11 | 5 | 53 | COL: Hill (9) Akpan (76) |

## HOUSTON DYNAMO – GAME-BY-GAME

| # | Player | 1 | 2 | 3 | 4 | 5 | 6 | 7 | 8 | 9 | 10 | 11 | 12 | 13 | 14 | 15 | 16 | 17 | 18 | 19 | 20 | 21 | 22 | 23 | 24 | 25 | 26 | 27 | 28 | 29 | 30 | 31 | 32 | 33 | 34 |
|---|---|---|---|---|---|---|---|---|---|---|---|---|---|---|---|---|---|---|---|---|---|---|---|---|---|---|---|---|---|---|---|---|---|---|---|
| | | CHV | SJ | SEA | CHI | CLB | DC | NY | DC | POR | NE | LA | VAN | DAL | TOR | MTL | PHI | CHI | KC | DC | KC | MTL | TOR | NY | NY | CLB | TOR | CHI | RSL | KC | PHI | NE | MTL | PHI | COL |
| | | 1-0 | 1-0 | 0-2 | 1-1 | 2-2 | 2-3 | 0-1 | 1-0 | 0-0 | 2-2 | 2-1 | 1-3 | 2-1 | 3-3 | 2-4 | 2-1 | 0-0 | 0-0 | 4-0 | 2-1 | 3-0 | 2-0 | 2-0 | 0-2 | 2-2 | 1-1 | 1-3 | 1-0 | 1-1 | 1-3 | 2-0 | 1-1 | 3-1 | 0-2 |
| 1 | Tally Hall | 90G | 90G | 90G | 66G | 90G | 90G | 90G | 90G | 90G | 90G | 90G | 90G | 90G | 90G | 90G | 90G | 90G | 90G | 90G | 90G | 90G | 90G | 90G | 90G | 90G | 90G | 90G | 90G | 90G | 90G | 90G | 90G | 90G | 90G |
| 3 | Calen Carr | 13 | 23 | | 3 | 11 | 31 | 90M | 71M | 90M | 76M | 75M | 90M | 44M | | | | | | 26 | 90F | 58F | 83F | 74F | 66F | 90F | 90F | 9 | 90M | | 45 | 65F | 90F | | 19 |
| 4 | Jermaine Taylor | | 90D | 45 | 66D | 90D | 90D | 90D | 90D | 90D | 90D | 90D | | 90D | | | 90D | 90D | 90D | 90D | 90D | 90D | | 90D | 90D | 90D | 90D | 63D | | 90D | 90D | 90D | 90D | 90D | |
| 5 | Warren Creavalle | | | | | | | | | | | | 90D | | | 9 | 11 | | 24 | | 68M | 90M | 90D | | | | | | | | | 1 | 1 | 5 | 90D |
| 6 | Nathan Sturgis | | 8 | | 66M | | | | | 90M | | | 78D | | | | | | | | | | | | | | | | | | | | | | 90D |
| 7 | Colin Clark | 90M | 82M | 90M | | | | 17 | 19 | 19 | 20 | 15 | 19 | 46 | 77M | 62M | | 9 | | | | | | | | | | | 90F | | | | | | |
| 8 | Kofi Sarkodie | | | | | | 8 | | | | | | | | | | | | | | | | 12 | | | | | 45 | 90D | 90D | 90D | 90D | 90D | 90D | 90D |
| 9 | Macoumba Kandji | 4 | | 14 | | 1 | | 73F | 6 | 71F | 14 | 18 | 19 | 13 | 63F | | 71F | 81F | 80F | 64F | 60F | 90F | 74F | 81F | 90F | 63F | 73F | 81F | 90F | 81F | 45F | | 72F | 67F | 71F |
| 10 | Je-Vaughn Watson | 90M | 90M | 67M | 66M | 79M | 59M | | 66M | | 65M | 90M | | 75M | 33 | 51M | | | | 17 | | 32 | 7 | 16 | | | 13 | 90F | | | | | | | 90M |
| 11 | Brad Davis | 90M | 90M | 90M | | | 18 | 90M | 90M | 74M | 70M | 84M | 90M | 90M | 90M | 90M | 90M | 90M | 90M | 73M | 90M | 22 | 90M | 90M | 90M | 90M | 90M | 90M | 90M | 90M | 90M | 89M | | 85M | 28 |
| 12 | Will Bruin | 77F | 67F | 90F | 66F | 90F | 90F | 29 | 90F | 64F | 90F | 90F | 90F | 90F | 90F | 90F | 74F | 65F | 66F | 64F | 78F | 82F | | 56F | 70F | 76F | 84F | 90F | 88F | 88F | 90F | 74F | 72F | 90F | |
| 13 | Ricardo Clark | | | | | | | | | | | | | | | | | | | | | | | | 15 | 27 | 77M | 90M | 90D | 90M | 90M | 90M | 90M | 90M | 11 |
| 14 | Colin Rolfe | | | | | | | | | | | | | | | | | | | | | | | | | | | | | | | | | | |
| 15 | Cam Weaver | | 23 | | | 6 | | 61F | | | | | | | | | | | | | | | | | | 14 | | | 16 | | 9 | 16 | 18 | | 90F |
| 16 | Adam Moffat | 90M | 90M | 90M | | 90M | 90M | 90M | 90M | | 90M | 90M | 90M | 90M | 90M | 73M | | 90M | 90M | | | | 90M | 90M | 75M | 90M | 17 | | | | | 90M | 89M | 56M | |
| 17 | Luiz Camargo | | | 23 | 63M | 90M | 90M | 56M | 24 | 90M | 25 | 6 | 71M | 15 | 57M | 39 | 79M | 69M | 66M | 90M | 22 | 68M | 16 | 9 | 24 | | | | 90M | 90M | 63M | | | | 90M |
| 18 | Josue Soto | | | | | | | | | | | | | | | | | | | | | | | | | | | | | | | | | | |
| 19 | Alex Dixon | | | | | | | 34 | | 16 | | | | | | | | | | | | | | | | | | | 2 | | | | | | 62M |
| 20 | Geoff Cameron | 90D | 90D | 90D | 66D | 90D | 90D | 90D | 90D | 90D | 90D | | | 90D | 90D | 90D | 90M | | | 90M | | | | | | | | | | | | | | | |
| 22 | Brian Ownby | | | | | | | | | | | | 12 | | 13 | 28 | 19 | 21 | 10 | | 12 | | | | | | | | | | | | | | |
| 23 | Oscar Recio | | | | | | | | | | | | | | | | | | | | | | | | | | | | | | | | | | |
| 23 | Giles Barnes | | | | | | | | | | | | | | | | | | | | | | | | | | | | | 9 | 27 | | | 34 | 79M |
| 24 | Tyler Deric | | | | | | | | | | | | | | | | | | | | | | | | | | | | | | | | | | 90G |
| 25 | Brian Ching | 86F | 67F | 76F | 66F | 84F | 90F | | 84F | 26 | 90F | 72F | 71F | 77F | 27 | 81F | 16 | 25 | 24 | 26 | 30 | 8 | 90F | 34 | 20 | 14 | 6 | 27 | | 2 | | 25 | 18 | 23 | |
| 26 | Corey Ashe | 90D | | 90D | 66M | 89M | 82M | 90D | | 90D | 90D | 90D | 90D | 90D | 90D | 90D | 90D | 90D | 90D | 90D | 90D | 90D | 78D | 90D | 90D | 76D | 90D | 90D | 90D | 74D | | 90D | 90D | 90D | |
| 27 | Boniek Garcia | | | | | | | | | | | | | | | | 90M | 90F | 90F | 90F | 90M | 90M | 90M | 90M | 90M | 90M | 90M | 90M | | 90F | 90F | 90M | 90M | 90F | |
| 28 | Erich Marscheider | | | | | | | | | | | | | | | | | | | | | | | | | | | | | | | | | | |
| 31 | Andre Hainault | 90D | 90D | 45D | 66D | 90D | 72D | | 90D | | | 90D | | | 90D | 90D | 90D | 90D | 90D | 90D | 90D | 90D | 90D | 90D | 90D | 90D | 90D | 45D | | 16 | 81D | | | | 90D |
| 32 | Bobby Boswell | 90D | 90D | 90D | 66D | 90D | 90D | 90D | 90D | 90D | 90D | 90D | 90D | 90D | 90D | 90D | 90D | 90D | 90D | 90D | 90D | 90D | 90D | 90D | 90D | 90D | 90D | 90D | 74D | 90D | 90D | 90D | 90D | 90D | |

"00" = minutes played
F/M/D/G = starting position

## HOUSTON DYNAMO – GAME-BY-GAME LOG

| | | | | |
|---|---|---|---|---|
| Game #1 | 03/11/2012 | HOU 1 at CHV 0 | W | Hainault 1 (Moffat 1) 92 |
| Game #2 | 03/17/2012 | HOU 1 at SJ 0 | W | Davis 1 (penalty kick) 14 |
| Game #3 | 03/23/2012 | HOU 0 at SEA 2 | L | |
| Game #4 | 04/15/2012 | HOU 1 at CHI 1 | T | Bruin 1 (Ching 1) 24 |
| Game #5 | 04/21/2012 | HOU 2 at CLB 2 | T | Bruin 2 (Moffat 2) 59; Ching 1 (Bruin 1) 81 |
| Game #6 | 04/28/2012 | HOU 2 at DC 3 | L | Bruin 3 (Taylor 1) 50; Bruin 4 (Ashe 1) 59 |
| Game #7 | 05/09/2012 | HOU 0 at NY 1 | L | |
| Game #8 | 05/12/2012 | HOU 1 vs DC 0 | W | Davis 2 (Hainault 1) 67 |
| Game #9 | 05/15/2012 | HOU 0 vs POR 0 | T | |
| Game #10 | 05/19/2012 | HOU 2 at NE 2 | T | Bruin 5 (Davis 1) 32; Luiz Camargo 1 (Ching 2) 87 |
| Game #11 | 05/26/2012 | HOU 2 vs LA 1 | W | own goal (Magee) 38; Hainault 2 (Davis 2) 57 |
| Game #12 | 06/10/2012 | HOU 1 at VAN 3 | L | Kandji 1 (Ownby 1) 83 |
| Game #13 | 06/16/2012 | HOU 2 vs DAL 1 | W | Bruin 6 (unassisted) 3; Moffat 1 (unassisted) 76 |
| Game #14 | 06/20/2012 | HOU 3 vs TOR 3 | T | Boswell 1 (Davis 3) 20; Bruin 7 (Davis 4, Cameron 1) 73; Bruin 8 (Cameron 2, Ownby 2) 90) |
| Game #15 | 06/23/2012 | HOU 2 at MTL 4 | L | Davis 3 (free kick) 16; Bruin 9 (Ching 3) 45 |
| Game #16 | 06/30/2012 | HOU 2 vs PHI 1 | W | Davis 4 (Kandji 1, Garcia 1) 19; Ching 2 (penalty kick) 83 |
| Game #17 | 07/03/2012 | HOU 0 vs CHI 0 | T | |
| Game #18 | 07/07/2012 | HOU 0 at KC 0 | T | |
| Game #19 | 07/15/2012 | HOU 4 vs DC 0 | W | Davis 5 (penalty kick) 19; Bruin 10 (Luiz Camargo 1, Garcia 2) 37; Garcia 1 (Hainault 2, Davis 5) 62; Ching 3 (penalty kick) 89 |
| Game #20 | 07/18/2012 | HOU 2 vs KC 1 | W | Carr 1 (Bruin 2, Hainault 3) 25; Carr 2 (Davis 6) 79 |
| Game #21 | 07/21/2012 | HOU 3 vs MTL 0 | W | Kandji 2 (Bruin 3, Carr 1) 7; Boswell 2 (Davis 7) 84; Kandji 3 (Davis 8) 89 |
| Game #22 | 07/28/2012 | HOU 2 at TOR 0 | W | Carr 3 (Boswell 1, Davis 9) 45; Ching 4 (Davis 10, Garcia 3) 86 |
| Game #23 | 08/03/2012 | HOU 2 vs NY 0 | W | Taylor 1 (unassisted) 2; Carr 4 (Kandji 2) 28 |
| Game #24 | 08/10/2012 | HOU 0 at NY 2 | L | |
| Game #25 | 08/19/2012 | HOU 2 vs CLB 2 | T | Davis 6 (Garcia 4) 19; Moffat 2 (unassisted) 82 |
| Game #26 | 08/25/2012 | HOU 1 vs TOR 1 | T | Bruin 11 (Garcia 5) 21 |
| Game #27 | 09/02/2012 | HOU 1 at CHI 3 | L | Ching 5 (Davis 11) 90 |
| Game #28 | 09/06/2012 | HOU 1 vs RSL 0 | W | C. Clark 1 (penalty kick) 94+ |
| Game #29 | 09/14/2012 | HOU 1 at KC 1 | T | Davis 7 (Garcia 6) 58 |
| Game #30 | 09/23/2012 | HOU 1 at PHI 3 | L | Garcia 2 (Bruin 4, Sarkodie 1) 44 |
| Game #31 | 09/29/2012 | HOU 2 vs NE 0 | W | R. Clark 1 (Davis 12, Ching 4) 77; Garcia 3 (Creavalle 1) 93+ |
| Game #32 | 10/06/2012 | HOU 1 vs MTL 1 | T | Bruin 12 (Carr 2, Ashe 2) 44 |
| Game #33 | 10/20/2012 | HOU 3 vs PHI 1 | W | Kandji 4 (Moffat 3) 5; Garcia 4 (Ching 5) 71; Davis 8 (penalty kick) 75 |
| Game #34 | 10/27/2012 | HOU 0 at COL 2 | L | |

## HOUSTON DYNAMO –CUP COMPETITIONS – GAME-BY-GAME

| # | Player | U.S. OPEN CUP 3R SANT 0-1 | 2012/13 CONCACAF CHAMPIONS LEAGUE Grp3 FAS 3-1 | Grp3 OLIM 1-1 | Grp3 FAS 4-0 | Grp3 OLIM 1-1 |
|---|---|---|---|---|---|---|
| 1 | Tally Hall | | | | | |
| 3 | Calen Carr | | | | 32 | 85M |
| 4 | Jermaine Taylor | | | 90D | | |
| 5 | Warren Creavalle | 90D | 70D | | 90D | 90D |
| 6 | Nathan Sturgis | 90D | 90D | 61D | | 90D |
| 7 | Colin Clark | 90M | 86M | 75M | 90M | 45M |
| 8 | Kofi Sarkodie | | 90D | 90D | 90D | |
| 9 | Macoumba Kandji | 62F | | 15 | | 5 |
| 10 | Je-Vaughn Watson | | 90M | 90F | 58M | 45 |
| 11 | Brad Davis | | 9 | | | |
| 12 | Will Bruin | | | 6 | | |
| 14 | Colin Rolfe | 28 | | | | |
| 15 | Cam Weaver | 90F | 90F | 84F | 90F | 90F |
| 16 | Adam Moffat | 62M | 90M | 90M | 90M | |
| 17 | Luiz Camargo | 90M | 81M | 64M | 9 | 90M |
| 18 | Josue Soto | 15 | 4 | | | |
| 19 | Alex Dixon | 90M | | | 19 | |
| 20 | Geoff Cameron | | | | | |
| 22 | Brian Ownby | 28 | 20 | | | |
| 23 | Oscar Recio | 90D | | | | |
| 23 | Giles Barnes | | | | 81M | 78M |
| 24 | Tyler Deric | 90G | | 90G | 90G | 90G |
| 25 | Brian Ching | | 90F | | 71F | 90F |
| 26 | Corey Ashe | | | | | 90D |
| 27 | Boniek Garcia | | | 90M | | 12 |
| 28 | Erich Marscheider | | | | | |
| 31 | Andre Hainault | | | 90D | 90D | 90D |
| 32 | Bobby Boswell | 75D | 90D | 26 | 90D | |

U.S. OPEN CUP

| | | | | |
|---|---|---|---|---|
| 3R | 05/29/2012 | HOU 0 vs SANANT 1 | L | |

2012/13 CONCACAF CHAMPIONS LEAGUE

| | | | | |
|---|---|---|---|---|
| Grp3 | 08/22/2012 | HOU 3 at CDFAS 1 | W | Ching (Clark) 12; Weaver (Sarkodie) 19; Watson (Sturgis) 60 |
| Grp3 | 08/30/2012 | HOU 1 at OLMPIA 1 | T | Moffat (Sturgis) 57 |
| Grp3 | 09/20/2012 | HOU 4 vs CDFAS 0 | W | Barnes (Weaver) 21; Boswell (Clark) 44; Weaver (unassisted) 49; Carr (Weaver) 78 |
| Grp3 | 10/23/2012 | HOU 1 vs OLMPIA 1 | T | Hainault (Sturgis) 65 |

# SPORTING KANSAS CITY

## 2012 RECORD

| | GP | W-L-T | PTS | GF | GA |
|---|---|---|---|---|---|
| Sporting | 34 | 18-7-9 | 63 | 42 | 27 |

## RECORD at LIVESTRONG SPORTING PARK

| GP | W-L-T | PTS | GF | GA |
|---|---|---|---|---|
| 17 | 10-3-4 | 34 | 22 | 12 |

## RECORD on road

| GP | W-L-T | PTS | GF | GA |
|---|---|---|---|---|
| 17 | 8-4-5 | 29 | 20 | 15 |

## RECORD at the half

| | W | L | T |
|---|---|---|---|
| LEADING | 10 | 1 | 2 |
| TIED | 7 | 2 | 7 |
| TRAILING | 1 | 4 | 0 |

## RECORD with the first goal

| | W | L | T |
|---|---|---|---|
| SCORING | 15 | 2 | 4 |
| CONCEDING | 3 | 5 | 1 |

## TEAM COMPARISONS

| | FOR | AGAINST |
|---|---|---|
| GOALS SCORED | 1.24 (13th) | 0.79 (1st) |
| TOTAL SHOTS | 15.94 (1st) | 9.65 (1st) |
| SHOTS ON GOAL | 4.65 (7th) | 3.06 (1st) |
| SHOOTING ACCURACY | 29.2% (19th) | 26.0% (3rd) |
| SCORING %AGE | 7.7% (18th) | 8.2% (2nd) |
| FOULS | 13.41 (3rd) | 12.18 (10th) |
| CORNER KICKS | 5.85 (1st) | 3.08 (1st) |
| OFFSIDE | 1.59 (19th) | 3.26 (17th) |

## GOALS SCORED IN GAME

| GP | 0 | 1 | 2 | 3 | 4+ | TOT | AVG |
|---|---|---|---|---|---|---|---|
| 34 | 8 | 13 | 10 | 3 | 0 | 42 | 1.24 |

## GOALS ALLOWED IN GAME

| GP | 0 | 1 | 2 | 3 | 4+ | TOT | AVG |
|---|---|---|---|---|---|---|---|
| 34 | 15 | 13 | 5 | 0 | 1 | 27 | 0.79 |

## GOALS BY INTERVALS

| | TOT | 0-15 | 16-30 | 31-45+ | 46-60 | 61-75 | 76-90+ |
|---|---|---|---|---|---|---|---|
| FOR | 42 | 11 | 5 | 8 | 5 | 4 | 9 |
| AGAINST | 27 | 2 | 6 | 4 | 6 | 3 | 6 |

## WHERE THE GOALS COME FROM

| | | FOR | AGAINST |
|---|---|---|---|
| GOALS SCORED | | 42 | 27 |
| MINUTES PER GOAL | | 73 | 113 |
| *HOW SCORED* | | | |
| | RIGHT FOOT | 24 | 14 |
| | LEFT FOOT | 4 | 8 |
| | HEADERS | 13 | 5 |
| | OTHER | 1 | 0 |
| *TYPE OF PLAY* | | | |
| | OPEN PLAY | 16 | 13 |
| | CROSS | 10 | 2 |
| | CORNER | 5 | 0 |
| | REBOUND | 2 | 1 |
| | PENALTIES | 3 | 3 |
| | DIRECT FROM FREE KICK | 1 | 1 |
| | FREE KICK (INDIRECT) | 4 | 5 |
| | OWN GOALS | 1 | 2 |
| *DISTANCE* | | | |
| | INSIDE GOAL AREA | 10 | 10 |
| | INSIDE PENALTY AREA | 30 | 12 |
| | OUTSIDE PENALTY AREA | 2 | 5 |

## PRIMARY TEAM



MLS CUP PLAYOFFS ★ 2012

# SPORTING KANSAS CITY

| No. | Player | Pos | Ht | Wt | Birthdate | Birthplace | 2012 GP | 2012 GS | 2012 G | 2012 A | CAREER GP | CAREER GS | CAREER G | CAREER A |
|---|---|---|---|---|---|---|---|---|---|---|---|---|---|---|
| **1** | **Jimmy Nielsen** | **GK** | 6-3 | 200 | 08/06/1977 | Aalborg, Denmark | 34 | 34 | 0 | 0 | 94 | 94 | 0 | 0 |
| *Recorded 15 shutouts in 2012, one shy of the all-time MLS record. In his third MLS season after moving from hometown club AaB Aalborg.* | | | | | | | | | | | | | | |
| **2** | **Michael Harrington** | **DF** | 6-0 | 170 | 01/24/1986 | Greenville, NC | 11 | 9 | 0 | 1 | 149 | 128 | 5 | 14 |
| *First-round selection (No. 3 overall) in 2007 SuperDraft out of Univ. of North Carolina* | | | | | | | | | | | | | | |
| **3** | **Korede Aiyegbusi** | **DF** | 5-5 | 155 | 07/15/1988 | London, England | 1 | 0 | 0 | 0 | 9 | 2 | 0 | 0 |
| *Second-round selection (20th overall in 2010 SuperDraft out of North Carolina State* | | | | | | | | | | | | | | |
| **4** | **Kevin Ellis** | **DF** | 5-9 | 160 | 06/30/1991 | Kansas City, MO | 0 | 0 | 0 | 0 | 0 | 0 | 0 | 0 |
| *Signed as a Home Grown Player in Feb. 2011. Product of Sporting Juniors academy who played collegiately at Barton County CC* | | | | | | | | | | | | | | |
| **5** | **Matt Besler** | **DF** | 6-0 | 170 | 02/11/1987 | Kansas City, MO | 31 | 30 | 0 | 2 | 103 | 98 | 2 | 4 |
| *First-round selection in 2009 out of Univ. of Notre Dame; a two-year starter in central defense* | | | | | | | | | | | | | | |
| **6** | **Paulo Nagamura** | **MF** | 5-8 | 154 | 03/02/1983 | Sao Paulo, Brazil | 27 | 19 | 1 | 1 | 184 | 163 | 10 | 15 |
| *Signed following the completion of the 2011 season from Chivas USA. Now in his eighth MLS season.* | | | | | | | | | | | | | | |
| **7** | **Chance Myers** | **DF** | 6-0 | 165 | 12/07/1987 | Thousand Oaks, CA | 30 | 28 | 0 | 7 | 89 | 65 | 0 | 9 |
| *The No. 1 overall pick in the 2007 SuperDraft out of UCLA, a regular starter as a fullback for two seasons* | | | | | | | | | | | | | | |
| **8** | **Graham Zusi** | **MF** | 5-10 | 160 | 08/18/1986 | Orlando, FL | 32 | 31 | 5 | 15 | 96 | 65 | 11 | 23 |
| *The MLS leader with 15 assists; now a regular U.S. international. In fourth season after being taken in the second round in 2009 out of Univ. of Maryland* | | | | | | | | | | | | | | |
| **9** | **Teal Bunbury** | **FW** | 6-2 | 175 | 02/27/1990 | Hamilton, Ontario, Canada | 22 | 14 | 5 | 1 | 77 | 47 | 19 | 6 |
| *Lost for the season with a knee injury in August. First-round selection (No. 4 overall) out of Univ. of Akron in 2010* | | | | | | | | | | | | | | |
| **11** | **Bobby Convey** | **MF** | 5-9 | 150 | 05/27/1983 | Philadelphia, PA | 16 | 14 | 1 | 2 | 180 | 166 | 12 | 32 |
| *Acquired from San Jose in offseason. In his ninth MLS season, was the youngest player in league history when he started his career in 2000 with D.C. United* | | | | | | | | | | | | | | |
| **12** | **Konrad Warzycha** | **FW** | 6-1 | 190 | 02/14/1989 | Zabrze, Poland | 1 | 0 | 0 | 0 | 1 | 0 | 0 | 0 |
| *Made his professional debut June 16, becoming the second son of a former MLS player to play in league history (along with Teal Bunbury)* | | | | | | | | | | | | | | |
| **13** | **Lawrence Olum** | **DF** | 6-2 | 185 | 07/10/1984 | Nairobi, Kenya | 21 | 10 | 0 | 0 | 22 | 10 | 0 | 0 |
| *Signed by the club in Sept. 2011 after five professional seasons in the USA in lower divisions. Can play in defense or midfield.* | | | | | | | | | | | | | | |
| **14** | **Dom Dwyer** | **FW** | 5-9 | 180 | 07/30/1990 | Cuckfield, England | 1 | 0 | 0 | 0 | 1 | 0 | 0 | 0 |
| *Rookie striker out of the Univ. of South Florida. Made his MLS debut Sept. 1 vs. Houston* | | | | | | | | | | | | | | |
| **15** | **Roger Espinoza** | **MF** | 5-11 | 160 | 10/25/1986 | Puerto Cortes, Honduras | 26 | 26 | 0 | 2 | 113 | 93 | 2 | 11 |
| Honduras International (2010 World Cup; 2012 Olympics) now in his third MLS season. First-round selection out of Ohio State Univ. | | | | | | | | | | | | | | |
| **16** | **Seth Sinovic** | **DF** | 5-9 | 170 | 01/28/1987 | Kansas City, MO | 30 | 30 | 0 | 2 | 70 | 68 | 0 | 2 |
| *Now in second season with Sporting. Originally the second-round selection of the New England Revolution in the 2010 SuperDraft* | | | | | | | | | | | | | | |
| **17** | **C.J. Sapong** | **FW** | 6-2 | 185 | 12/27/1988 | Manassas, VA | 31 | 24 | 9 | 2 | 65 | 46 | 14 | 7 |
| *Ended his second MLS season with nine goals, after scoring five in his rookie campaign. The 10th overall pick in 2011 out of James Madison Univ.* | | | | | | | | | | | | | | |
| **18** | **Eric Kronberg** | **GK** | 6-5 | 210 | 06/07/1983 | Santa Rosa, CA | 0 | 0 | 0 | 0 | 5 | 4 | 0 | 0 |
| *Fourth-round selection in 2006 SuperDraft, his MLS debut came in 2010* | | | | | | | | | | | | | | |
| **19** | **Peterson Joseph** | **MF** | 5-8 | 132 | 04/24/1990 | Port-au-Prince, Haiti | 10 | 4 | 0 | 1 | 11 | 4 | 0 | 1 |
| *Haiti international signed by Sporting last September. Previously played in Portugal, most recently with SC Braga and FC Vizela* | | | | | | | | | | | | | | |
| **20** | **Oriol Rosell** | **MF** | 6-0 | 168 | 07/07/1992 | Puig-Reig, Catalonia, Spain | 5 | 1 | 1 | 0 | 5 | 1 | 1 | 0 |
| *Signed in July after spending six years at FC Barcelona, rising through the club's academy and playing for Barcelona B in Spain's second division.* | | | | | | | | | | | | | | |
| **21** | **Jon Kempin** | **GK** | 6-1 | 170 | 04/08/1993 | Overland Park, KS | 0 | 0 | 0 | 0 | 0 | 0 | 0 | 0 |
| *Signed as the club's first Home Grown Player in August 2011. At age 17, the youngest signing in club history* | | | | | | | | | | | | | | |
| **22** | **Soony Saad** | **FW** | 5-10 | 165 | 08/17/1992 | Dearborn, MI | 9 | 2 | 0 | 1 | 13 | 2 | 1 | 1 |
| *Acquired by Sporting through an MLS lottery in 2011. U.S. U-20 international; played at Univ. of Michigan* | | | | | | | | | | | | | | |
| **23** | **Kei Kamara** | **MF** | 6-3 | 186 | 09/01/1984 | Kenema, Sierra Leone | 33 | 32 | 11 | 8 | 178 | 137 | 45 | 21 |
| *Sierra Leone international who led SKC with a single-season career-high in goals. In his seventh MLS season, fourth in KC* | | | | | | | | | | | | | | |
| **24** | **Cyprian Hedrick** | **DF** | 6-0 | 185 | 10/06/1989 | Duala, Cameroon | 0 | 0 | 0 | 0 | 0 | 0 | 0 | 0 |
| *Selected with the 30th overall pick in the second round of the 2012 MLS SuperDraft out of Coastal Carolina Univ.* | | | | | | | | | | | | | | |
| **25** | **Neven Markovic** | **DF** | 6-0 | 173 | 02/20/1987 | Capljina, Yugoslavia | 2 | 1 | 0 | 0 | 2 | 1 | 0 | 0 |
| *Defender who played in Serbia, Romania, Croatia and Greece, last with Doxa Drama FC, before signing with Sporting in July* | | | | | | | | | | | | | | |
| **27** | **Kyle Miller** | **DF** | 5-9 | 160 | 05/12/1989 | Ventura, CA | 0 | 0 | 0 | 0 | 0 | 0 | 0 | 0 |
| *2012 MLS Supplemental Draft selection who played with Sporting KC Juniors and collegiately at Rockhurst University* | | | | | | | | | | | | | | |
| **28** | **Scott Angevine** | **GK** | 6-1 | 185 | 05/27/1989 | Kansas City, KS | 0 | 0 | 0 | 0 | 0 | 0 | 0 | 0 |
| *Kansas City, Kan. native and former Sporting KC Academy goalkeeper who was signed by the club in July* | | | | | | | | | | | | | | |
| **37** | **Jacob Peterson** | **MF** | 5-10 | 165 | 01/27/1986 | Portage, MI | 23 | 9 | 4 | 1 | 161 | 91 | 13 | 11 |
| *Acquired from San Jose Earthquakes in the offseason. In his seventh MLS season; also played with Colorado and Toronto* | | | | | | | | | | | | | | |
| **55** | **Julio Cesar** | **MF** | 6-1 | 170 | 11/18/1978 | Sao Luis, Maranhao, Brazil | 27 | 25 | 1 | 0 | 54 | 50 | 3 | 2 |
| *Now in his 17th professional season, his second in MLS. Has played with 13 different clubs in 12 different countries, last with Maritimo in Portugal* | | | | | | | | | | | | | | |
| **78** | **Aurelien Collin** | **DF** | 6-2 | 169 | 03/08/1986 | Enghien-les-Bains, France | 29 | 28 | 3 | 1 | 52 | 49 | 6 | 1 |
| *His second season as a regular in central defense. Has also played in Portugal, Greece, Scotland, Spain and his homeland* | | | | | | | | | | | | | | |
| **88** | **Michael Thomas** | **MF** | 5-10 | 190 | 03/08/1989 | Olathe, KS | 7 | 3 | 0 | 0 | 7 | 3 | 0 | 0 |
| *Signed by Sporting during offseason, after playing in Sweden with Halmstads BK and Ljungskile SK. Originally a draft pick of San Jose out of Notre Dame* | | | | | | | | | | | | | | |

**HEAD COACH : Peter Vermes** 11/21/1966 W45 L35 T30

## SPORTING KANSAS CITY PLAYOFF HISTORY

| vs. Team | No. of Series | Series W-L | GP | W-L-T | OT | ShO | GF | GA | Last Mtg. | Round | Series Result |
|---|---|---|---|---|---|---|---|---|---|---|---|
| Chicago | 1 | 1-0 | 1 | 1-0-0 | 0-0-0 | 0-0 | 1 | 0 | 2000 | MLS Cup '00 | Won MLS Cup '00 |
| Colorado | 4 | 3-1 | 9 | 5-2-2 | 0-0-1 | 0-0 | 13 | 9 | 2011 | Quarterfinals | Won 2 games to 0 |
| Columbus | 1 | 0-1 | 2 | 0-1-1 | 0-0-0 | 0-0 | 1 | 3 | 2008 | Quarterfinals | Lost 1 games to 0 |
| D.C. United | 1 | 0-1 | 1 | 0-1-0 | 0-0-0 | 0-0 | 2 | 3 | 2004 | MLS Cup '04 | Lost MLS Cup '04 |
| FC Dallas | 1 | 1-0 | 3 | 2-1-0 | 0-0-0 | 1-0 | 6 | 6 | 1996 | West Semifinals | Won 2 games to 1 |
| Los Angeles | 4 | 2-2 | 9 | 3-5-1 | 0-2-1 | 0-1 | 15 | 14 | 2004 | Semifinals | Won 1 games to 0 |
| Miami | 1 | 0-1 | 3 | 1-2-0 | 0-0-0 | 0-0 | 4 | 4 | 2001 | Quarterfinals | Lost 6 pts. to 3 |
| San Jose | 2 | 1-1 | 3 | 1-2-0 | 0-1-0 | 0-0 | 5 | 5 | 2004 | Quarterfinals | Won Series Tie-Breaker |
| Chivas USA | 1 | 1-0 | 2 | 1-0-1 | 0-0-0 | 0-0 | 1 | 0 | 2007 | Quarterfinals | Won 1 games to 0 |
| Houston | 2 | 0-2 | 2 | 0-2-0 | 0-0-0 | 0-0 | 0 | 4 | 2011 | Semifinals | Lost 1 games to 0 |
| TOTALS | 18 | 9-9 | 35 | 14-16-5 | 0-3-2 | 1-1 | 48 | 48 | | | |

## SPORTING KANSAS CITY - ALL-TIME POSTSEASON RESULTS

| DATE | OPPONENT | RESULT | ATT. | W-L-T | RD. | GOALS: |
|---|---|---|---|---|---|---|
| 09/26/1996 | Dallas | W 3-2 | 4,466 | 1-0-0 | QTR | KC: Johnston (16) McKeon (79) Preki (89); DAL: Elliott (21) Ashton (25) |
| 09/29/1996 | at Dallas | L 1-2 | 10,125 | 1-1-0 | QTR | KC: Preki (30); DAL: Kreis (5) Washington (32) |
| 10/02/1996 | at Dallas | W 3-2 | 9,802 | 2-1-0 | QTR | KC: Chung (41) Takawira (62); DAL: Sanchez (27) Elliott (66) |
| 10/10/1996 | at Los Angeles | L 1-2 | 25,212 | 2-2-0 | SEM | KC: Preki (52); LA: Armas (48) Vanney (57) |
| 10/13/1996 | Los Angeles | L 1-2 | 11,041 | 2-3-0 | SEM | KC: Preki (69); LA: Vanney (76) |

| DATE | OPPONENT | RESULT | ATT. | W-L-T | RD. | GOALS: |
|---|---|---|---|---|---|---|
| 10/04/1997 | Colorado | L 0-3 | 10,174 | 0-1-0 | QTR | COL: C. Henderson (25) Bravo (67) Paule (75) |
| 10/08/1997 | at Colorado | L 2-3 | 13,117 | 0-2-0 | QTR | KC: Takawira (9) Preki (88); COL: Bravo (16,68) Harris (83) |

| DATE | OPPONENT | RESULT | ATT. | W-L-T | RD. | GOALS: |
|---|---|---|---|---|---|---|
| 09/16/2000 | Colorado | W 1-0 | 8,682 | 1-0-0 | QTR | KC: Molnar (18) |
| 09/20/2000 | at Colorado | T 0-0 (OT) | 8,789 | 1-0-1 | QTR | |
| 09/24/2000 | Colorado | W 3-2 | 4,156 | 2-0-1 | QTR | KC: Henderson (11) Molnar (65) Gomez (69); COL: Bravo (70,90) |
| 09/29/2000 | Los Angeles | T 0-0 (OT) | 11,815 | 2-0-2 | SEM | |
| 10/03/2000 | at Los Angeles | L 1-2 (OT) | 20,849 | 2-1-2 | SEM | KC: McKeon (29); LA: Jones (16) Califf (93) |
| 10/06/2000 | Los Angeles | W 2-0 (ST) | 8,320 | 3-1-2 | SEM | KC: Molnar (21,96) |
| 10/15/2000 | Chicago | W 1-0 | 39,159 | 4-1-2 | FIN | KC: Molnar (11) |

| DATE | OPPONENT | RESULT | ATT. | W-L-T | RD. | GOALS: |
|---|---|---|---|---|---|---|
| 09/22/2001 | at Miami | L 0-2 | 6,281 | 0-1-0 | QTR | MIA: Serna (28) Pineda Chacon (53) |
| 09/26/2001 | Miami | W 3-0 | 5,803 | 1-1-0 | QTR | KC: Lowe (24) McKeon (31) Gomez (45) |
| 09/29/2001 | at Miami | L 1-2 | 8,119 | 1-2-0 | QTR | KC: Lowe (13); MIA: Preki (14) Henderson (71) |

| DATE | OPPONENT | RESULT | ATT. | W-L-T | RD. | GOALS: |
|---|---|---|---|---|---|---|
| 09/25/2002 | at Los Angeles | L 2-3 (OT) | 14,585 | 0-1-0 | QTR | KC: Preki (25) Brown (70); LA: Ruiz (62,99) Jones (85) |
| 09/28/2002 | Los Angeles | W 4-1 | 9,484 | 1-1-0 | QTR | KC: Simutenkov (19); Quill (37); Preki (70); Fabbro (73); LA: Albright (71) |
| 10/02/2002 | at Los Angeles | L 2-5 | 14,713 | 1-2-0 | QTR | KC: Klein (47) Preki (72); LA: Ruiz (34,66) Jones (45,62) Tennyson (90) |

| DATE | OPPONENT | RESULT | ATT. | W-L-T | RD. | GOALS: |
|---|---|---|---|---|---|---|
| 11/04/2003 | at Colorado | T 1-1 | 6,434 | 0-0-1 | QTR | KC: Harris (3); COL: Borchers (53) |
| 11/08/2003 | Colorado | W 2-0 | 10,712 | 1-0-1 | QTR | KC: Simutenkov (45) Klein (63) |
| 11/15/2003 | at San Jose | L 2-3 (OT) | 16,108 | 1-1-1 | SEM | KC: Simutenkov (57) Klein (72); SJ: Lagos (61) Mullan (83) Donovan (117) |

| DATE | OPPONENT | RESULT | ATT. | W-L-T | RD. | GOALS: |
|---|---|---|---|---|---|---|
| 10/24/2004 | at San Jose | L 0-2 | 8,659 | 0-1-0 | QTR | SJ: De Rosario (40) Waibel (52) |
| 10/30/2004 | San Jose | W 3-0 | 10,222 | 1-1-0 | QTR | KC: Stephenson (26) own goal (48) Jewsbury (90) |
| 11/05/2004 | Los Angeles | W 2-0 | 11,931 | 2-1-0 | SEM | KC: Arnaud (24,69) |
| 11/14/2004 | D.C. United | L 2-3 | 25,797 | 2-2-0 | FIN | KC: Burciaga (6) Wolff (58); DC: Eskandarian (19,23) own goal (26) |

| DATE | OPPONENT | RESULT | ATT. | W-L-T | RD. | GOALS: |
|---|---|---|---|---|---|---|
| 10/27/2007 | Chivas USA | W 1-0 | 12,442 | 1-0-0 | QTR | KC: Arnaud (35) |
| 11/03/2007 | at Chivas USA | T 0-0 | 19,711 | 1-0-1 | QTR | |
| 11/10/2007 | at Houston | L 0-2 | 30,972 | 1-1-1 | SEM | HOU: Jaqua (35) De Rosario (81) |

| DATE | OPPONENT | RESULT | ATT. | W-L-T | RD. | GOALS: |
|---|---|---|---|---|---|---|
| 11/01/2008 | Columbus | T 1-1 | 10,385 | 0-0-1 | QTR | KC: Arnaud (53); CLB: Lenhart (90) |
| 11/08/2008 | at Columbus | L 0-2 | 11,153 | 0-1-1 | QTR | CLB: Evans (7) Rogers (57) |

| DATE | OPPONENT | RESULT | ATT. | W-L-T | RD. | GOALS: |
|---|---|---|---|---|---|---|
| 10/30/2011 | at Colorado | W 2-0 | 8,601 | 1-0-0 | QTR | KC: Bunbury (49,59) |
| 11/02/2011 | Colorado | W 2-0 | 18,565 | 2-0-0 | QTR | KC: Collin (28) Sapong (76) |
| 11/06/2011 | Houston | L 0-2 | 20,839 | 2-1-0 | SEM | HOU: Hainault (53) Costly (87) |

## CAREER POSTSEASON STATISTICS FOR CURRENT SPORTING KANSAS CITY PLAYERS

| UNF | POS | PLAYER | GP | GS | MIN | G | A | SHT | SOG | PKG | PKA | SKG | SKA | FC | FS | OFF | CK | C | E |
|---|---|---|---|---|---|---|---|---|---|---|---|---|---|---|---|---|---|---|---|
| 5 | D | Matt Besler | 3 | 3 | 270 | 0 | 0 | 0 | 0 | 0 | 0 | 0 | 0 | 3 | 1 | 1 | 0 | 0 | 0 |
| 9 | F | Teal Bunbury | 3 | 3 | 246 | 2 | 0 | 7 | 3 | 1 | 1 | 0 | 0 | 5 | 4 | 1 | 0 | 1 | 0 |
| 78 | D | Aurelien Collin | 3 | 3 | 270 | 1 | 0 | 4 | 1 | 0 | 0 | 0 | 0 | 5 | 1 | 0 | 0 | 0 | 0 |
| 11 | M | Bobby Convey | 5 | 5 | 450 | 2 | 1 | 7 | 3 | 0 | 0 | 0 | 0 | 8 | 8 | 1 | 11 | 0 | 0 |
| 15 | M-D | Roger Espinoza | 5 | 4 | 288 | 0 | 0 | 1 | 0 | 0 | 0 | 0 | 0 | 3 | 5 | 1 | 0 | 2 | 0 |
| 2 | D | Michael Harrington | 5 | 5 | 450 | 0 | 0 | 0 | 0 | 0 | 0 | 0 | 0 | 3 | 7 | 0 | 0 | 1 | 0 |
| 23 | F | Kei Kamara | 5 | 4 | 347 | 1 | 0 | 9 | 5 | 0 | 0 | 0 | 0 | 5 | 7 | 4 | 0 | 0 | 0 |
| 7 | D | Chance Myers | 3 | 3 | 270 | 0 | 0 | 0 | 0 | 0 | 0 | 0 | 0 | 5 | 4 | 0 | 0 | 0 | 0 |
| 6 | M | Paulo Nagamura | 10 | 9 | 909 | 0 | 0 | 9 | 5 | 0 | 0 | 0 | 0 | 16 | 24 | 1 | 0 | 4 | 0 |
| 37 | M | Jacob Peterson | 3 | 2 | 161 | 0 | 0 | 0 | 0 | 0 | 0 | 0 | 0 | 1 | 2 | 1 | 0 | 0 | 0 |
| 22 | F | Soony Saad | 2 | 0 | 4 | 0 | 0 | 0 | 0 | 0 | 0 | 0 | 0 | 1 | 0 | 0 | 0 | 0 | 0 |
| 55 | D | Julio Cesar | 3 | 3 | 239 | 0 | 1 | 1 | 0 | 0 | 0 | 0 | 0 | 1 | 5 | 0 | 0 | 2 | 0 |
| 17 | F | C.J. Sapong | 3 | 3 | 270 | 1 | 0 | 5 | 5 | 0 | 0 | 0 | 0 | 8 | 7 | 0 | 0 | 0 | 0 |
| 16 | D | Seth Sinovic | 3 | 3 | 265 | 0 | 0 | 0 | 0 | 0 | 0 | 0 | 0 | 4 | 3 | 0 | 0 | 0 | 0 |
| 8 | M | Graham Zusi | 3 | 3 | 270 | 0 | 2 | 4 | 0 | 0 | 0 | 0 | 0 | 5 | 3 | 0 | 11 | 0 | 0 |

| UNF | POS | GOALKEEPER | GP | GS | MIN | SHTS | SV | GA | GAA | PKG | PKA | SKG | SKA | W | L | T | SO |
|---|---|---|---|---|---|---|---|---|---|---|---|---|---|---|---|---|---|
| 1 | GK | Jimmy Nielsen | 3 | 3 | 270 | 0 | 7 | 2 | 0.67 | 0 | 0 | 0 | 0 | 2 | 1 | 0 | 2 |

## ALL-TIME KANSAS CITY POSTSEASON STATISTICS (14-16-5, 45 PTS.)

| PLAYER | GP | GS | MIN | G | A |
|---|---|---|---|---|---|
| Preki | 20 | 19 | 1758 | 8 | 4 |
| Miklos Molnar | 7 | 7 | 659 | 5 | 0 |
| Davy Arnaud | 15 | 9 | 927 | 4 | 1 |
| Chris Klein | 16 | 16 | 1440 | 3 | 4 |
| Igor Simutenkov | 8 | 6 | 437 | 3 | 2 |
| Matt McKeon | 19 | 14 | 1335 | 3 | 1 |
| Francisco Gomez | 9 | 3 | 272 | 2 | 2 |
| Vitalis Takawira | 7 | 7 | 586 | 2 | 1 |
| Teal Bunbury | 3 | 3 | 246 | 2 | 0 |
| Onandi Lowe | 3 | 3 | 270 | 2 | 0 |
| Eric Quill | 6 | 5 | 448 | 1 | 3 |
| Chris Brown | 10 | 7 | 680 | 1 | 2 |
| Mo Johnston | 15 | 11 | 1166 | 1 | 2 |
| Jose Burciaga Jr. | 5 | 4 | 368 | 1 | 1 |
| Mark Chung | 7 | 7 | 629 | 1 | 1 |
| Jack Jewsbury | 9 | 9 | 759 | 1 | 1 |
| Josh Wolff | 7 | 4 | 449 | 1 | 1 |
| Aurelien Collin | 3 | 3 | 270 | 1 | 0 |
| Dario Fabbro | 2 | 0 | 76 | 1 | 0 |
| Wolde Harris | 3 | 3 | 261 | 1 | 0 |
| Chris Henderson | 7 | 7 | 659 | 1 | 0 |
| C.J. Sapong | 3 | 3 | 270 | 1 | 0 |
| Khari Stephenson | 4 | 3 | 211 | 1 | 0 |
| Kerry Zavagnin | 23 | 23 | 2065 | 0 | 3 |
| Mike Sorber | 5 | 5 | 403 | 0 | 2 |
| Peter Vermes | 13 | 13 | 1184 | 0 | 2 |
| Graham Zusi | 3 | 3 | 270 | 0 | 2 |
| Mike Burns | 4 | 3 | 296 | 0 | 1 |
| Nick Garcia | 23 | 23 | 2135 | 0 | 1 |
| Julio Cesar | 3 | 3 | 239 | 0 | 1 |
| Roy Lassiter | 3 | 2 | 166 | 0 | 1 |
| Claudio Lopez | 2 | 2 | 179 | 0 | 1 |
| Uche Okafor | 7 | 5 | 393 | 0 | 1 |
| Paul Wright | 6 | 5 | 461 | 0 | 1 |
| Alex Zotinca | 6 | 5 | 441 | 0 | 1 |
| Mike Ammann | 2 | 2 | 180 | 0 | 0 |
| Stephen Armstrong | 6 | 1 | 180 | 0 | 0 |
| Matt Besler | 3 | 3 | 270 | 0 | 0 |
| Sean Bowers | 7 | 7 | 630 | 0 | 0 |
| Omar Bravo | 1 | 0 | 5 | 0 | 0 |
| Eloy Colombano | 1 | 0 | 24 | 0 | 0 |
| Jimmy Conrad | 12 | 12 | 1107 | 0 | 0 |
| John DeBrito | 1 | 0 | 20 | 0 | 0 |
| Birahim Diop | 1 | 0 | 11 | 0 | 0 |
| Samuel Ekeme | 2 | 0 | 30 | 0 | 0 |
| Roger Espinoza | 5 | 4 | 288 | 0 | 0 |
| Gary Glasgow | 3 | 2 | 140 | 0 | 0 |
| Herculez Gomez | 1 | 1 | 75 | 0 | 0 |
| Richard Gough | 2 | 2 | 180 | 0 | 0 |
| Taylor Graham | 2 | 0 | 32 | 0 | 0 |
| Andrew Gregor | 3 | 1 | 118 | 0 | 0 |
| Diego Gutierrez | 15 | 15 | 1369 | 0 | 0 |
| Michael Harrington | 5 | 5 | 450 | 0 | 0 |
| Kevin Hartman | 5 | 5 | 450 | 0 | 0 |
| Jeferson | 2 | 0 | 20 | 0 | 0 |
| Brian Johnson | 3 | 0 | 33 | 0 | 0 |
| Eddie Johnson | 3 | 3 | 270 | 0 | 0 |
| Kei Kamara | 3 | 3 | 269 | 0 | 0 |
| Frank Klopas | 5 | 1 | 105 | 0 | 0 |
| Michael Kraus | 1 | 0 | 31 | 0 | 0 |
| Garth Lagerwey | 5 | 5 | 450 | 0 | 0 |
| Jonathan Leathers | 2 | 2 | 180 | 0 | 0 |
| Carlos Marinelli | 1 | 0 | 44 | 0 | 0 |
| Matt Marquess | 1 | 0 | 13 | 0 | 0 |
| Tony Meola | 16 | 16 | 1505 | 0 | 0 |
| Kurt Morsink | 3 | 3 | 252 | 0 | 0 |
| Chance Myers | 3 | 3 | 270 | 0 | 0 |
| Jimmy Nielsen | 3 | 3 | 270 | 0 | 0 |
| Bo Oshoniyi | 4 | 4 | 360 | 0 | 0 |
| Steve Pittman | 2 | 2 | 160 | 0 | 0 |
| Ryan Pore | 3 | 0 | 56 | 0 | 0 |
| Brandon Prideaux | 7 | 7 | 659 | 0 | 0 |
| Ryan Raybould | 1 | 0 | 1 | 0 | 0 |
| Edmundo Rodriguez | 1 | 0 | 10 | 0 | 0 |
| Soony Saad | 2 | 0 | 4 | 0 | 0 |
| Scott Sealy | 3 | 3 | 262 | 0 | 0 |
| Seth Sinovic | 3 | 3 | 265 | 0 | 0 |
| Kevin Souter | 2 | 2 | 179 | 0 | 0 |
| Carey Talley | 6 | 6 | 576 | 0 | 0 |
| Matt Taylor | 1 | 0 | 24 | 0 | 0 |
| Abe Thompson | 2 | 2 | 128 | 0 | 0 |
| Ryan Tinsley | 2 | 2 | 150 | 0 | 0 |
| Ivan Trujillo | 1 | 0 | 1 | 0 | 0 |
| Scott Uderitz | 5 | 5 | 431 | 0 | 0 |
| Sasha Victorine | 3 | 3 | 223 | 0 | 0 |
| Tyson Wahl | 2 | 2 | 158 | 0 | 0 |
| Diego Walsh | 3 | 0 | 23 | 0 | 0 |
| Lance Watson | 1 | 0 | 1 | 0 | 0 |
| Own-goals received | | | | 1 | |
| Team totals | 35 | 35 | 3235 | 48 | 43 |
| Opponent totals | 35 | 35 | 3235 | 48 | 47 |

KANSAS CITY INDIVIDUAL GOALKEEPING

| GOALKEEPER | GP | GS | SV | GA | GAA | SO |
|---|---|---|---|---|---|---|
| Jimmy Nielsen | 3 | 3 | 7 | 2 | 0.67 | 2 |
| Kevin Hartman | 5 | 5 | 18 | 5 | 1.00 | 2 |
| Bo Oshoniyi | 4 | 4 | 14 | 5 | 1.25 | 2 |
| Tony Meola | 16 | 16 | 62 | 21 | 1.26 | 7 |
| Garth Lagerwey | 5 | 5 | 18 | 9 | 1.80 | 0 |
| Mike Ammann | 2 | 2 | 9 | 6 | 3.00 | 0 |
| Team totals | 35 | 35 | 132 | 48 | 1.34 | 13 |
| Opponent totals | 35 | 35 | 139 | 48 | 1.34 | 9 |

## SPORTING KANSAS CITY INDIVIDUAL HIGH GAMES (2012)

Goals
2 Teal Bunbury 05/19/2012 at COL T 2-2
2 Graham Zusi 09/28/2012 vs. CHI W 2-0

Assists
2 Graham Zusi 03/25/2012 vs. DAL W 2-1
2 Kei Kamara 10/24/2012 vs. PHI W 2-1

Shots
11 Kei Kamara 03/25/2012 vs. DAL W 2-1

Shots on Goal
5 Kei Kamara 03/25/2012 vs. DAL W 2-1

Fouls Committed
6 Aurelien Collin 06/20/2012 at SEA T 1-1

Fouls Suffered
5 Kei Kamara 04/21/2012 at POR L 0-1
5 Kei Kamara 08/18/2012 at TOR W 1-0

Offside
3 C.J. Sapong 10/07/2012 at CLB T 1-1

Saves
6 Jimmy Nielsen 03/17/2012 vs. NE W 3-0
6 Jimmy Nielsen 04/18/2012 at VAN W 3-1

Shots Faced
6 Jimmy Nielsen 6 times

Goals Allowed
4 Jimmy Nielsen 06/23/2012 at PHI L 0-4

## TEAM HIGH GAMES (2012)

Goals
3 03/17/2012 vs. NE W 3-0
3 04/18/2012 at VAN W 3-1
3 07/04/2012 at MTL W 3-1

Assists
4 05/27/2012 vs. SJ W 2-1

Shots
27 03/17/2012 vs. NE W 3-0
27 06/29/2012 vs. CHI L 0-1
27 07/28/2012 vs. CLB L 1-2
27 09/14/2012 vs. HOU T 1-1

Shots on Goal
9 03/25/2012 vs. DAL W 2-1
9 09/14/2012 vs. HOU T 1-1

Fouls Committed
22 09/22/2012 at MTL T 0-0

Fouls Suffered
18 08/26/2012 vs. NY T 1-1

Corner Kicks
11 04/14/2012 vs. RSL W 1-0
11 05/05/2012 vs. MTL L 0-2
11 09/14/2012 vs. HOU T 1-1

Offside
4 4 times

Saves
6 03/17/2012 vs. NE W 3-0
6 04/18/2012 at VAN W 3-1

Shots Faced
6 6 times

Goals Allowed
4 06/23/2012 at PHI L 0-4

## TEAM LOW GAMES (2012)

Shots
6 10/20/2012 at NY T 0-0

Shots on Goal
1 10/20/2012 at NY T 0-0

Fouls Committed
5 09/01/2012 vs. TOR W 2-1

Fouls Suffered
7 07/21/2012 vs. NE T 0-0

Corner Kicks
1 08/04/2012 at NE W 1-0

Offside
0 8 times

Saves
0 6 times

Shots Faced
0 04/01/2012 at CHV W 1-0
0 04/07/2012 vs. LA W 1-0
0 08/26/2012 vs. NY T 1-1

## SPORTING KANSAS CITY INDIVIDUAL POSTSEASON HIGH GAMES (1996-2011)

Goals
2 Miklos Molnar 10/06/2000 vs. LA W 2-0
2 Davy Arnaud 11/05/2004 vs. LA W 2-0
2 Teal Bunbury 10/30/2011 at COL W 2-0

Assists
2 Graham Zusi 11/02/2011 vs. COL W 2-0

Shots
10 Onandi Lowe 09/29/2001 at MIA L 1-2

Shots on Goal
5 Vitalis Takawira 09/26/1996 vs. DAL W 3-2
5 Preki 10/08/1997 at COL L 2-3
5 Miklos Molnar 09/24/2000 vs. COL W 3-2

Fouls Committed
6 Mo Johnston 09/16/2000 vs. COL W 1-0
6 Chris Henderson 10/06/2000 vs. LA W 2-0
6 Diego Gutierrez 09/28/2002 vs. LA W 4-1

Fouls Suffered
8 Vitalis Takawira 10/02/1996 at DAL W 2-2

Offside
3 Onandi Lowe 09/22/2001 at MIA L 0-2
3 Eddie Johnson 11/03/2007 at CHV T 0-0

Saves
10 Tony Meola 10/15/2000 vs. CHI W 1-0

Shots Faced
10 Mike Ammann 10/08/1997 at COL L 2-3
10 Tony Meola 10/15/2000 vs. CHI W 1-0
10 Tony Meola 09/25/2002 at LA L 2-3

Goals Allowed
5 Tony Meola 10/02/2002 at LA L 2-5

## TEAM POSTSEASON HIGH GAMES (1996-2011)

Goals
4 09/28/2002 vs. LA W 4-1

Assists
4 09/28/2002 vs. LA W 4-1
4 10/30/2004 vs. SJ W 3-0

Shots
21 09/29/2001 at MIA L 1-2

Shots on Goal
15 09/26/1996 vs. DAL W 3-2

Fouls Committed
27 10/06/2000 vs. LA W 2-0

Fouls Suffered
26 10/02/2002 at LA L 2-5

Corner Kicks
10 09/29/2000 vs. LA T 0-0

Offside
5 10/08/1997 at COL L 2-3
5 10/15/2000 vs. CHI W 1-0

Saves
10 10/15/2000 vs. CHI W 1-0

Shots Faced
10 10/08/1997 at COL L 2-3
10 10/15/2000 vs. CHI W 1-0
10 09/25/2002 at LA L 2-3

Goals Allowed
5 10/02/2002 at LA L 2-5

## TEAM POSTSEASON LOW GAMES (1996-2011)

Shots
3 11/10/2007 at HOU L 0-2

Shots on Goal
0 11/10/2007 at HOU L 0-2

Fouls Committed
8 10/03/2000 at LA L 1-2

Fouls Suffered
7 09/26/2001 vs. MIA W 3-0

Corner Kicks
0 11/03/2007 at CHV T 0-0

Offside
0 5 times

Saves
1 09/29/2000 vs. LA T 0-0
1 09/29/2001 at MIA L 1-2
1 11/01/2008 vs. CLB T 1-1
1 10/30/2011 at COL W 2-0

Shots Faced
1 09/29/2000 vs. LA T 0-0
1 10/30/2011 at COL W 2-0

## 2012 SPORTING KANSAS CITY STATISTICS (18-7-9, 63 pts.)

| UNF | POS | PLAYER | GP | GS | MIN | G | A | SHT | SOG | FC | FS | OFF | CK | C | E |
|---|---|---|---|---|---|---|---|---|---|---|---|---|---|---|---|
| 23 | M | Kei Kamara | 33 | 32 | 2871 | 11 | 8 | 134 | 49 | 46 | 63 | 12 | 3 | 3 | 0 |
| 17 | F | C.J. Sapong | 31 | 24 | 2210 | 9 | 2 | 61 | 24 | 38 | 51 | 16 | 0 | 2 | 0 |
| 8 | M | Graham Zusi | 32 | 31 | 2788 | 5 | 15 | 82 | 24 | 39 | 45 | 4 | 150 | 3 | 0 |
| 9 | F | Teal Bunbury | 22 | 14 | 1247 | 5 | 1 | 50 | 16 | 23 | 15 | 9 | 2 | 2 | 0 |
| 37 | M | Jacob Peterson | 23 | 9 | 942 | 4 | 1 | 24 | 11 | 7 | 7 | 2 | 0 | 0 | 1 |
| 78 | D | Aurelien Collin | 29 | 28 | 2490 | 3 | 1 | 28 | 7 | 57 | 28 | 5 | 0 | 6 | 0 |
| 11 | M | Bobby Convey | 16 | 14 | 989 | 1 | 2 | 7 | 3 | 5 | 7 | 0 | 31 | 1 | 0 |
| 6 | M | Paulo Nagamura | 27 | 19 | 1757 | 1 | 1 | 37 | 5 | 30 | 19 | 1 | 3 | 4 | 0 |
| 55 | M | Julio Cesar | 27 | 25 | 2071 | 1 | 0 | 18 | 2 | 32 | 20 | 0 | 0 | 4 | 0 |
| 20 | M | Oriol Rosell | 5 | 1 | 127 | 1 | 0 | 1 | 1 | 2 | 1 | 0 | 0 | 0 | 0 |
| 7 | D | Chance Myers | 30 | 28 | 2538 | 0 | 7 | 20 | 2 | 36 | 27 | 0 | 0 | 4 | 0 |
| 5 | D | Matt Besler | 31 | 30 | 2769 | 0 | 2 | 7 | 1 | 26 | 12 | 1 | 0 | 3 | 0 |
| 15 | M | Roger Espinoza | 26 | 26 | 2275 | 0 | 2 | 35 | 9 | 47 | 46 | 1 | 2 | 5 | 1 |
| 16 | D | Seth Sinovic | 30 | 30 | 2621 | 0 | 2 | 12 | 1 | 29 | 26 | 1 | 0 | 3 | 0 |
| 2 | D | Michael Harrington | 11 | 9 | 877 | 0 | 1 | 0 | 0 | 9 | 5 | 1 | 0 | 1 | 0 |
| 19 | M | Peterson Joseph | 10 | 4 | 263 | 0 | 1 | 3 | 0 | 6 | 7 | 0 | 1 | 3 | 1 |
| 22 | F | Soony Saad | 9 | 2 | 305 | 0 | 1 | 7 | 2 | 5 | 5 | 0 | 6 | 0 | 0 |
| 3 | D | Korede Aiyegbusi | 1 | 0 | 19 | 0 | 0 | 1 | 0 | 0 | 0 | 0 | 0 | 0 | 0 |
| 14 | F | Dom Dwyer | 1 | 0 | 4 | 0 | 0 | 0 | 0 | 1 | 0 | 0 | 0 | 0 | 0 |
| 25 | D | Neven Markovic | 2 | 1 | 96 | 0 | 0 | 1 | 0 | 4 | 3 | 0 | 0 | 0 | 0 |
| 1 | G | Jimmy Nielsen | 34 | 34 | 3060 | 0 | 0 | 0 | 0 | 0 | 4 | 0 | 0 | 4 | 0 |
| 13 | D | Lawrence Olum | 21 | 10 | 908 | 0 | 0 | 7 | 0 | 8 | 1 | 1 | 0 | 3 | 0 |
| 32 | D | Luke Sassano | 1 | 0 | 14 | 0 | 0 | 1 | 0 | 0 | 0 | 0 | 0 | 0 | 0 |
| 88 | M | Michael Thomas | 7 | 3 | 344 | 0 | 0 | 6 | 1 | 6 | 2 | 0 | 1 | 1 | 0 |
| 12 | F | Konrad Warzycha | 1 | 0 | 1 | 0 | 0 | 0 | 0 | 0 | 0 | 0 | 0 | 0 | 0 |
| 28 | G | Scott Angevine | 0 | 0 | 0 | 0 | 0 | 0 | 0 | 0 | 0 | 0 | 0 | 0 | 0 |
| 4 | D | Kevin Ellis | 0 | 0 | 0 | 0 | 0 | 0 | 0 | 0 | 0 | 0 | 0 | 0 | 0 |
| 21 | G | Jon Kempin | 0 | 0 | 0 | 0 | 0 | 0 | 0 | 0 | 0 | 0 | 0 | 0 | 0 |
| 18 | G | Eric Kronberg | 0 | 0 | 0 | 0 | 0 | 0 | 0 | 0 | 0 | 0 | 0 | 0 | 0 |
| 27 | D | Kyle Miller | 0 | 0 | 0 | 0 | 0 | 0 | 0 | 0 | 0 | 0 | 0 | 0 | 0 |
| | | Own-goals received | | | | 1 | | | | | | | | | |
| | | Team totals | 34 | 34 | 3060 | 42 | 47 | 542 | 158 | 456 | 414 | 54 | 199 | 52 | 3 |
| | | Opponent totals | 34 | 34 | 3060 | 27 | 20 | 328 | 102 | 414 | 456 | 111 | 105 | 58 | 4 |

GAME-WINNING GOALS: C.J. Sapong 5, Graham Zusi 4, Kei Kamara 4, Oriol Rosell 1, Jacob Peterson 1
Aurelien Collin 1, Teal Bunbury 1
GAME-WINNING ASSISTS: Graham Zusi 5, Chance Myers 4, Kei Kamara 4, Matt Besler 2, Jacob Peterson 1
Paulo Nagamura 1, Peterson Joseph 1, Michael Harrington 1, Bobby Convey 1
PENALTY KICK GOALS/ATTEMPTS: Kei Kamara 2-3, Graham Zusi 1-1

SPORTING KANSAS CITY INDIVIDUAL GOALKEEPING

| UNF | POS | GOALKEEPER | GP | GS | MIN | SHTS | SV | GA | GAA | PG | PA | W | L | T | SO |
|---|---|---|---|---|---|---|---|---|---|---|---|---|---|---|---|
| 1 | G | Jimmy Nielsen | 34 | 34 | 3060 | 102 | 77 | 27 | 0.79 | 3 | 4 | 18 | 7 | 9 | 15 |
| | | Team totals | 34 | 34 | 3060 | 102 | 77 | 27 | 0.79 | 3 | 4 | 18 | 7 | 9 | 15 |
| | | Opponent totals | 34 | 34 | 3060 | 158 | 115 | 42 | 1.24 | 3 | 4 | 7 | 18 | 9 | 8 |

* = Played with other teams in 2012. Only Sporting Kansas City statistics listed here.

## SPORTING KANSAS CITY 2012 SCHEDULE

| DAY | DATE | OPPONENT | RESULT | ATT. | W-L-T | POS. | PTS | NOTES: |
|---|---|---|---|---|---|---|---|---|
| Sat. | Mar. 10 | at D.C. United | W 1-0 | 16,314 | 1-0-0 | 1 | 3 | KC: Sapong (93+) |
| Sat. | Mar. 17 | New England | W 3-0 | 19,777 | 2-0-0 | T1 | 6 | KC: Zusi (28) Kamara (39) Sapong (47) |
| Sun. | Mar. 25 | FC Dallas | W 2-1 | 15,161 | 3-0-0 | 1 | 9 | KC: Collin (49+) Kamara (88); DAL: Villar (25) |
| Sun. | Apr. 1 | at Chivas USA | W 1-0 | 13,372 | 4-0-0 | 1 | 12 | KC: Sapong (47) |
| Sat. | Apr. 7 | Los Angeles | W 1-0 | 20,323 | 5-0-0 | 1 | 15 | KC: Kamara (40) |
| Sat. | Apr. 14 | Real Salt Lake | W 1-0 | 19,422 | 6-0-0 | 1 | 18 | KC: Collin (63) |
| Wed. | Apr. 18 | at Vancouver | W 3-1 | 15,382 | 7-0-0 | 1 | 21 | KC: Collin (24) own goal (51) Kamara (65); VAN: Le Toux (79) |
| Sat. | Apr. 21 | at Portland | L 0-1 | 20,438 | 7-1-0 | 1 | 21 | POR: own goal (41) |
| Sat. | May 5 | Montreal | L 0-2 | 20,404 | 7-2-0 | 1 | 21 | MTL: Martins (30) Bernier (64) |
| Sat. | May 12 | at Chicago | L 1-2 | 14,159 | 7-3-0 | 1 | 21 | KC: Convey (31); CHI: Grazzini (61) Oduro (81) |
| Sat. | May 19 | at Colorado | T 2-2 | 15,269 | 7-3-1 | 3 | 22 | KC: Bunbury (2,14); COL: Marshall (52) Kimura (60) |
| Sun. | May 27 | San Jose | W 2-1 | 19,974 | 8-3-1 | 0 | 25 | KC: Sapong (5) Kamara (39); SJ: Dawkins (72) |
| Sat. | June 16 | Toronto FC | W 2-0 | 20,488 | 9-3-1 | 2 | 28 | KC: Sapong (18) Santos (35) |
| Wed. | June 20 | at Seattle | T 1-1 | 46,932 | 9-3-2 | 2 | 29 | KC: Peterson (8); SEA: Ianni (15) |
| Sat. | June 23 | at Philadelphia | L 0-4 | 18,207 | 9-4-2 | 2 | 29 | PHI: McInerney (0:59,42) Pajoy (81) Hoppenot (87) |
| Fri. | June 29 | Chicago | L 0-1 | 19,274 | 9-5-2 | 3 | 29 | CHI: Pappa (58) |
| Wed. | July 4 | at Montreal | W 3-1 | 12,085 | 10-5-2 | T1 | 32 | KC: Kamara (57) Zusi (75) Peterson (82); MTL: Bernier (49) |
| Sat. | July 7 | Houston | T 0-0 | 19,307 | 10-5-3 | T1 | 33 | |
| Sat. | July 14 | at Columbus | W 2-0 | 17,588 | 11-5-3 | 1 | 36 | KC: Peterson (6) Bunbury (82) |
| Wed. | July 18 | at Houston | L 1-2 | 19,761 | 11-6-3 | 1 | 36 | KC: Kamara (42); HOU: Carr (25,79) |
| Sat. | July 21 | New England | T 0-0 | 19,080 | 11-6-4 | 2 | 37 | |
| Sat. | July 28 | Columbus | L 1-2 | 18,938 | 11-7-4 | T2 | 37 | KC: Kamara (8); CLB: Arrieta (17,34) |
| Sat. | Aug. 4 | at New England | W 1-0 | 17,592 | 12-7-4 | T1 | 40 | KC: Bunbury (20) |
| Sat. | Aug. 11 | D.C. United | W 2-1 | 20,439 | 13-7-4 | 1 | 43 | KC: Bunbury (13) Zusi (63); DC: DeLeon (23) |
| Sat. | Aug. 18 | at Toronto FC | W 1-0 | 18,151 | 14-7-4 | 1 | 46 | KC: Kamara (83) |
| Sun. | Aug. 26 | New York | T 1-1 | 18,491 | 14-7-5 | 1 | 47 | KC: Kamara (4); NY: own goal (28) |
| Sat. | Sept. 1 | Toronto FC | W 2-1 | 18,481 | 15-7-5 | 1 | 50 | KC: Nagamura (60) Rosell (87); TOR: Johnson (44) |
| Fri. | Sept. 14 | Houston | T 1-1 | 19,877 | 15-7-6 | 1 | 51 | KC: Sapong (93+); HOU: Davis (58) |
| Wed. | Sept. 19 | at New York | W 2-0 | 10,286 | 16-7-6 | 1 | 54 | KC: Sapong (12) Kamara (19) |
| Sat. | Sept. 22 | at Montreal | T 0-0 | 20,521 | 16-7-7 | 1 | 55 | |
| Fri. | Sept. 28 | Chicago | W 2-0 | 21,010 | 17-7-7 | 1 | 58 | KC: Zusi (11,96+) |
| Sun. | Oct. 7 | at Columbus | T 1-1 | 13,566 | 17-7-8 | 1 | 59 | KC: Sapong (10); CLB: Gaven (91+) |
| Sat. | Oct. 20 | at New York | T 0-0 | 25,219 | 17-7-9 | 1 | 60 | |
| Wed. | Oct. 24 | Philadelphia | W 2-1 | 19,428 | 18-7-9 | 1 | 63 | KC: Peterson (40) Sapong (82); PHI: Hoppenot (53) |

## SPORTING KANSAS CITY – GAME-BY-GAME

| # | Player | 1 | 2 | 3 | 4 | 5 | 6 | 7 | 8 | 9 | 10 | 11 | 12 | 13 | 14 | 15 | 16 | 17 | 18 | 19 | 20 | 21 | 22 | 23 | 24 | 25 | 26 | 27 | 28 | 29 | 30 | 31 | 32 | 33 | 34 |
|---|---|---|---|---|---|---|---|---|---|---|---|---|---|---|---|---|---|---|---|---|---|---|---|---|---|---|---|---|---|---|---|---|---|---|---|
| | | DC | NE | DAL | CHV | LA | RSL | VAN | POR | MTL | CHI | COL | SJ | TOR | SEA | PHI | CHI | MTL | HOU | CLB | HOU | NE | CLB | NE | DC | TOR | NY | TOR | HOU | NY | MTL | CHI | CLB | NY | PHI |
| | | 1-0 | 3-0 | 2-1 | 1-0 | 1-0 | 1-0 | 3-1 | 0-1 | 0-2 | 1-2 | 2-2 | 2-1 | 2-0 | 1-1 | 0-4 | 0-1 | 3-1 | 0-0 | 2-0 | 1-2 | 0-0 | 1-2 | 1-0 | 2-1 | 1-0 | 1-1 | 2-1 | 1-1 | 2-0 | 0-0 | 2-0 | 1-1 | 0-0 | 2-1 |
| 1 | Jimmy Nielsen | 90G | 90G | 90G | 90G | 90G | 90G | 90G | 90G | 90G | 90G | 90G | 90G | 90G | 90G | 90G | 90G | 90G | 90G | 90G | 90G | 90G | 90G | 90G | 90G | 90G | 90G | 90G | 90G | 90G | 90G | 90G | 90G | 90G | 90G |
| 2 | Michael Harrington | | | | | | 1 | | | 90D | 90D | | 67 | | 90D | | | | | | 90D | 89D | 90D | 90D | 90D | | | | | | 90D | | | | |
| 3 | Korede Aiyegbusi | | | | | | | | | | | | | | | | | | | | | | 19 | | | | | | | | | | | | |
| 4 | Kevin Ellis | | | | | | | | | | | | | | | | | | | | | | | | | | | | | | | | | | |
| 5 | Matt Besler | 90D | 90D | 90D | 90D | 90D | 90D | 90D | 90D | 90D | 88D | 90D | 90D | | | | 71 | 90D | 90D | 90D | 90D | 90D | 90D | 90D | 90D | 90D | 90D | 90D | 90D | 90D | 90D | 90D | 90D | 90D | 90D |
| 6 | Paulo Nagamura | | 33 | | 1 | 12 | 39 | 77M | 14 | 11 | | 77M | 1 | | | | | 86M | 90M | 90M | 90M | 90M | 90M | 86M | 88M | 90M | 90M | 90M | 90M | 89M | 30 | 90M | 90M | 90M | 33M |
| 7 | Chance Myers | 90D | 90D | 90D | 90D | 90D | 90D | 90D | 90D | 90D | 90D | 90D | 90D | 90D | 90D | 90D | 90D | 90D | 90D | 90D | 11 | | | | | 90D | 90D | 90D | 90D | 90D | 7 | 90D | 90D | 90D | 90D |
| 8 | Graham Zusi | 90M | 57M | 89M | 89M | 90M | 90M | 90M | 90M | 90M | 90M | 90M | 90M | 89M | 40 | 90M | 90M | 90M | 90M | | | 90M | 90M | 90M | 90M | 90F | 90F | 90F | 90F | 89F | 90M | 90F | 87F | 88M | 90M |
| 9 | Teal Bunbury | 75F | | | 18 | 3 | | 28 | 19 | 24 | 16 | 90F | 90F | 90F | 90F | 90F | 90F | 45F | 22 | 38 | 45F | | 90F | 90F | 90F | 90F | 14F | | | | | | | | |
| 11 | Bobby Convey | 85M | 90M | 89M | 73M | 69M | 82M | 52M | 71M | 90F | 78M | 59M | | | | | | | | | 8 | 70F | 64F | 7M | | | | | | | | | | 2 | |
| 12 | Konrad Warzycha | | | | | | | | | | | | | 1 | | | | | | | | | | | | | | | | | | | | | |
| 13 | Lawrence Olum | | 31 | 1 | | | | 13 | | | 2 | 3 | 16 | 90D | 90D | 90D | 19D | | | | | 1 | 84D | 90D | | 2 | | 90D | | 1 | 90D | 90D | 90D | 11 | 4 |
| 14 | Dom Dwyer | | | | | | | | | | | | | | | | | | | | | | | | | | | 4 | | | | | | | |
| 15 | Roger Espinoza | 90M | 90M | 90M | 90M | 90M | 90M | 90M | 90M | 90M | 62M | | 89M | 89M | 90M | 84M | 90M | 90M | 90M | 90M | | | | | 89M | 90M | 90M | 90M | 74M | 79M | | 90M | 89M | | |
| 16 | Seth Sinovic | 90D | 90D | 90D | 90D | 90D | 89D | 90D | 90D | | | 90D | 23D | 90D | | 90D | 90D | 90D | 90D | 90D | 79D | 90D | 90D | 90D | | 90D | 90D | 90D | 90D | 90D | 90D | 90D | 90D | 90D | 90D |
| 17 | C.J. Sapong | 15 | 90F | 90F | 72F | 87F | 90F | 62F | 90F | 66F | 74F | | 90M | 90F | 4 | 74M | 72M | 90M | 68F | 52 | 45 | 87F | | | 6 | 4 | 76 | 86F | 90F | 90F | 90F | 90F | 90F | 90F | 90F |
| 18 | Eric Kronberg | | | | | | | | | | | | | | | | | | | | | | | | | | | | | | | | | | |
| 19 | Peterson Joseph | | | | | | | | | | | 13 | | 1 | 50M | | 8 | 4 | | 72M | 44M | | | 4 | | | | | | | 1 | | | | 66M |
| 20 | Shawn Singh | | | | | | | | | | | | | | | | | | | | | | | | | | | | | | | | | | |
| 20 | Oriol Rosell | | | | | | | | | | | | | | | | | | | | | | | | 1 | | | 12 | | 1 | 89M | | | | 24 |
| 21 | Jon Kempin | | | | | | | | | | | | | | | | | | | | | | | | | | | | | | | | | | |
| 22 | Soony Saad | | | | | | | | | | | | | 17 | 86F | 16 | 18 | 21 | 9 | 52F | | 3 | | 83 | | | | | | | | | | | |
| 23 | Kei Kamara | 90M | 90M | 90M | 90M | 90M | 90M | 90M | 90M | 90F | 90M | 90M | 90M | | 25 | 90M | 90M | 69M | 81M | 90M | 90M | 90F | 90F | 90M | 90M | 86F | 90F | 90F | 90F | 90F | 90M | 90F | 90F | 90F | 90M |
| 24 | Cyprian Hedrick | | | | | | | | | | | | | | | | | | | | | | | | | | | | | | | | | | |
| 25 | Neven Markovic | | | | | | | | | | | | | | | | | | | | | | 6 | | 90D | | | | | | | | | | |
| 27 | Kyle Miller | | | | | | | | | | | | | | | | | | | | | | | | | | | | | | | | | | |
| 28 | Scott Angevine | | | | | | | | | | | | | | | | | | | | | | | | | | | | | | | | | | |
| 32 | Luke Sassano | | 14 | | | | | | | | | | | | | | | | | | | | | | | | | | | | | | | | |
| 37 | Jacob Peterson | 5 | | 1 | 17 | 21 | 8 | 38 | | | 12 | 31 | | 73F | 65F | 6 | | 45 | 90M | 38M | 82M | 90M | 71M | | | | | | 16 | 11 | 83M | | 3 | 79F | 57 |
| 43 | Birahim Diop | | | | | | | | | | | | | | | | | | | | | | | | | | | | | | | | | | |
| 55 | Julio Cesar | 90M | 76M | 90M | 90M | 78M | 51M | | 76M | 79M | 90M | 87M | 74M | 90M | | 64M | 82M | | | | | | 26 | 74M | 2 | 88M | 90M | 78M | 90M | 90M | 60M | 90M | 90M | 90M | 86M |
| 78 | Aurelien Collin | 90D | 59D | 90D | 90D | 90D | 90D | 90D | 90D | 90D | 90D | 90D | 90D | 90D | 90D | 90D | 90D | 90D | 90D | 90D | 90D | 90D | | | 90D | 90D | 90D | | 90D | 90D | | | 1 | 90D | 90D |
| 88 | Michael Thomas | | | | | | | | | | | | | | 90M | 26 | | | | 18 | 90M | 20 | | 16 | 84M | | | | | | | | | | |

"00" = minutes played
F/M/D/G = starting position

## SPORTING KANSAS CITY – GAME-BY-GAME LOG

| | | | | |
|---|---|---|---|---|
| Game #1 | 03/10/2012 | KC 1 at DC 0 | W | Sapong 1 (Zusi 1) 93 |
| Game #2 | 03/17/2012 | KC 3 vs NE 0 | W | Zusi 1 (Kamara 1) 28; Kamara 1 (unassisted) 39; Sapong 2 (Sinovic 1, Zusi 2) 47 |
| Game #3 | 03/25/2012 | KC 2 vs DAL 1 | W | Collin 1 (Zusi 3) 49+; Kamara 2 (Myers 1, Zusi 4) 88 |
| Game #4 | 04/01/2012 | KC 1 at CHV 0 | W | Sapong 3 (Zusi 5) 47 |
| Game #5 | 04/07/2012 | KC 1 vs LA 0 | W | Kamara 3 (Convey 1) 40 |
| Game #6 | 04/14/2012 | KC 1 vs RSL 0 | W | Collin 2 (Zusi 6) 63 |
| Game #7 | 04/18/2012 | KC 3 at VAN 1 | W | Collin 3 (unassisted) 24; own goal (Bonjour) 51; Kamara 4 (Myers 2) 65 |
| Game #8 | 04/21/2012 | KC 0 at POR 1 | L | |
| Game #9 | 05/05/2012 | KC 0 vs MTL 2 | L | |
| Game #10 | 05/12/2012 | KC 1 at CHI 2 | L | Convey 1 (Espinoza 1, Kamara 2) 31 |
| Game #11 | 05/19/2012 | KC 2 at COL 2 | T | Bunbury 1 (Sinovic 2, Convey 2) 2; Bunbury 2 (unassisted) 14 |
| Game #12 | 05/27/2012 | KC 2 vs SJ 1 | W | Sapong 4 (Kamara 3, Zusi 7) 5; Kamara 5 (Harrington 1, Myers 3) 39 |
| Game #13 | 06/16/2012 | KC 2 vs TOR 0 | W | Sapong 5 (Peterson 1, Myers 4) 18; Julio Cesar 1 (Zusi 8) 35 |
| Game #14 | 06/20/2012 | KC 1 at SEA 1 | T | Peterson 1 (Collin 1) 8 |
| Game #15 | 06/23/2012 | KC 0 at PHI 4 | L | |
| Game #16 | 06/29/2012 | KC 0 vs CHI 1 | L | |
| Game #17 | 07/04/2012 | KC 3 at MTL 1 | W | Kamara 6 (penalty kick) 57; Zusi 2 (penalty kick) 75; Peterson 2 (Espinoza 2, Saad 1) 82 |
| Game #18 | 07/07/2012 | KC 0 vs HOU 0 | T | |
| Game #19 | 07/14/2012 | KC 2 at CLB 0 | W | Peterson 3 (Joseph 1) 6; Bunbury 3 (Kamara 4) 82 |
| Game #20 | 07/18/2012 | KC 1 at HOU 2 | L | Kamara 7 (penalty kick) 42 |
| Game #21 | 07/21/2012 | KC 0 vs NE 0 | T | |
| Game #22 | 07/28/2012 | KC 1 vs CLB 2 | L | Kamara 8 (Zusi 9) 8 |
| Game #23 | 08/04/2012 | KC 1 at NE 0 | W | Bunbury 4 (unassisted) 20 |
| Game #24 | 08/11/2012 | KC 2 vs DC 1 | W | Bunbury 5 (Zusi 10) 13; Zusi 3 (Kamara 5, Besler 1) 63 |
| Game #25 | 08/18/2012 | KC 1 at TOR 0 | W | Kamara 9 (Zusi 11) 83 |
| Game #26 | 08/26/2012 | KC 1 vs NY 1 | T | Kamara 10 (Bunbury 1, Zusi 12) 4 |
| Game #27 | 09/01/2012 | KC 2 vs TOR 1 | W | Nagamura 1 (unassisted) 60; Rosell 1 (Myers 5, Nagamura 1) 87 |
| Game #28 | 09/14/2012 | KC 1 vs HOU 1 | T | Sapong 6 (Zusi 13) 93+ |
| Game #29 | 09/19/2012 | KC 2 at NY 0 | W | Sapong 7 (Besler 2) 12; Kamara 11 (Zusi 14) 19 |
| Game #30 | 09/22/2012 | KC 0 at MTL 0 | T | |
| Game #31 | 09/28/2012 | KC 2 vs CHI 0 | W | Zusi 4 (Kamara 6) 11; Zusi 5 (Sapong 1, Myers 6) 96+ |
| Game #32 | 10/07/2012 | KC 1 at CLB 1 | T | Sapong 8 (Zusi 15, Myers 7) 10 |
| Game #33 | 10/20/2012 | KC 0 at NY 0 | T | |
| Game #34 | 10/24/2012 | KC 2 vs PHI 1 | W | Peterson 4 (Kamara 7, Sapong 2) 40; Sapong 9 (Kamara 8) 82 |

## SPORTING KANSAS CITY –CUP COMPETITIONS – GAME-BY-GAME

| # | Player | U.S. OPEN CUP 3R ORLC 3-1 | 4R COL 2-0 | QF DAYT 3-0 | SF PHI 2-0 | F SEA 1-1 |
|---|---|---|---|---|---|---|
| 1 | Jimmy Nielsen | | 90G | 90G | 90G | 120G |
| 2 | Michael Harrington | | | 90D | | 20 |
| 3 | Korede Aiyegbusi | | | | | |
| 4 | Kevin Ellis | | | | | |
| 5 | Matt Besler | 5 | 90D | 68D | 90D | 120D |
| 6 | Paulo Nagamura | 90M | | | 90M | 120M |
| 7 | Chance Myers | 90D | 90D | | 90D | 120D |
| 8 | Graham Zusi | 31 | 90M | 59M | 90M | 120F |
| 9 | Teal Bunbury | | 90F | 16 | 64F | 89F |
| 11 | Bobby Convey | | | | | |
| 12 | Konrad Warzycha | 85D | | 22 | | |
| 13 | Lawrence Olum | 90M | 17 | 90D | | 120D |
| 14 | Dom Dwyer | 45F | | | | |
| 15 | Roger Espinoza | | | 31 | 90M | 120M |
| 16 | Seth Sinovic | 90D | 90D | 90D | 90D | 100D |
| 17 | C.J. Sapong | 45 | 90F | 74F | 26 | 31 |
| 18 | Eric Kronberg | | | | | |
| 19 | Peterson Joseph | 59M | 73M | 90M | | |
| 20 | Shawn Singh | | | | | |
| 21 | Jon Kempin | 90G | | | | |
| 22 | Soony Saad | 90F | 17 | 90F | | |
| 23 | Kei Kamara | | | | 90F | 120F |
| 24 | Cyprian Hedrick | | | | | |
| 32 | Luke Sassano | | | | | |
| 37 | Jacob Peterson | 90F | 73F | 90F | 90F | |
| 43 | Birahim Diop | | | | | |
| 55 | Julio Cesar | | 90M | | | 120M |
| 78 | Aurelien Collin | 90D | 90D | | 90D | |
| 88 | Michael Thomas | | | 90M | | |

U.S. OPEN CUP

| | | | | | | |
|---|---|---|---|---|---|---|
| 3R | 05/29/2012 | KC 3 | vs ORLCTY 1 | W | | Nagamura (Joseph) 47+; Saad (Nagamura) 65; Saad (unassisted) 69 |
| 4R | 06/05/2012 | KC 2 | vs COL 0 | W | | Pickens (own goal) 27; Bunbury (Sapong) 79 |
| QF | 06/26/2012 | KC 3 | vs DAYTON 0 | W | | Sapong (Sinovic) 5; Zusi (Peterson) 56; Sapong 2 (Saad) 59 |
| SF | 07/11/2012 | KC 2 | vs PHI 0 | W | | Peterson (Zusi) 65; Zusi (unassisted) 93+ |
| F | 08/08/2012 | KC 1 | vs SEA 1 | T | (3-2 pens) | Kamara (penalty kick) 84 |

# LA GALAXY

## 2012 RECORD

| | GP | W-L-T | PTS | GF | GA |
|---|---|---|---|---|---|
| Galaxy | 34 | 16-12-6 | 54 | 59 | 47 |

## RECORD at THE HOME DEPOT CENTER

| GP | W-L-T | PTS | GF | GA |
|---|---|---|---|---|
| 17 | 10-6-1 | 31 | 31 | 20 |

## RECORD on road

| GP | W-L-T | PTS | GF | GA |
|---|---|---|---|---|
| 17 | 6-6-5 | 23 | 28 | 27 |

## RECORD at the half

| | W | L | T |
|---|---|---|---|
| LEADING | 10 | 2 | 0 |
| TIED | 5 | 3 | 4 |
| TRAILING | 1 | 7 | 2 |

## RECORD with the first goal

| | W | L | T |
|---|---|---|---|
| SCORING | 13 | 4 | 2 |
| CONCEDING | 3 | 8 | 4 |

## TEAM COMPARISONS

| | FOR | AGAINST |
|---|---|---|
| GOALS SCORED | 1.74 (2nd) | 1.38 (13th) |
| TOTAL SHOTS | 14.11 (3rd) | 12.91 (11th) |
| SHOTS ON GOAL | 5.26 (2nd) | 4.15 (6th) |
| SHOOTING ACCURACY | 37.3% (3rd) | 33.3% (15th) |
| SCORING %AGE | 12.3% (3rd) | 10.7% (13th) |
| FOULS | 12.38 (10th) | 1.50 (15th) |
| CORNER KICKS | 5.53 (2nd) | 4.26 (4th) |
| OFFSIDE | 1.97 (16th) | 3.32 (18th) |

## GOALS SCORED IN GAME

| GP | 0 | 1 | 2 | 3 | 4+ | TOT | AVG |
|---|---|---|---|---|---|---|---|
| 34 | 5 | 12 | 8 | 6 | 3 | 59 | 1.74 |

## GOALS ALLOWED IN GAME

| GP | 0 | 1 | 2 | 3 | 4+ | TOT | AVG |
|---|---|---|---|---|---|---|---|
| 34 | 9 | 11 | 8 | 4 | 2 | 47 | 1.38 |

## GOALS BY INTERVALS

| | TOT | 0-15 | 16-30 | 31-45+ | 46-60 | 61-75 | 76-90+ |
|---|---|---|---|---|---|---|---|
| FOR | 59 | 6 | 11 | 10 | 4 | 14 | 14 |
| AGAINST | 47 | 7 | 8 | 7 | 6 | 10 | 9 |

## WHERE THE GOALS COME FROM

| | | FOR | AGAINST |
|---|---|---|---|
| GOALS SCORED | | 59 | 47 |
| MINUTES PER GOAL | | 52 | 65 |
| *HOW SCORED* | | | |
| | RIGHT FOOT | 34 | 21 |
| | LEFT FOOT | 19 | 15 |
| | HEADERS | 6 | 11 |
| | OTHER | 0 | 0 |
| *TYPE OF PLAY* | | | |
| | OPEN PLAY | 39 | 21 |
| | CROSS | 6 | 10 |
| | CORNER | 4 | 6 |
| | REBOUND | 0 | 2 |
| | PENALTIES | 3 | 3 |
| | DIRECT FROM FREE KICK | 5 | 2 |
| | FREE KICK (INDIRECT) | 0 | 1 |
| | OWN GOALS | 2 | 2 |
| *DISTANCE* | | | |
| | INSIDE GOAL AREA | 13 | 9 |
| | INSIDE PENALTY AREA | 29 | 31 |
| | OUTSIDE PENALTY AREA | 17 | 7 |

## PRIMARY TEAM

MLS CUP PLAYOFFS ★ 2012

# LA GALAXY

| No. | Player | Pos | Ht | Wt | Birthdate | Birthplace | 2012 GP | 2012 GS | 2012 G | 2012 A | CAREER GP | CAREER GS | CAREER G | CAREER A |
|---|---|---|---|---|---|---|---|---|---|---|---|---|---|---|
| **1** | **Brian Rowe** | **GK** | 6-1 | 185 | 11/16/1988 | Chicago, IL | 0 | 0 | 0 | 0 | 0 | 0 | 0 | 0 |
| *Signed by the Galaxy in July. Played four years collegiately at UCLA* | | | | | | | | | | | | | | |
| **2** | **Todd Dunivant** | **DF** | 6-1 | 175 | 12/26/1980 | Wheat Ridge, CO | 29 | 29 | 2 | 2 | 247 | 238 | 7 | 19 |
| *In his 12th MLS season, his fourth with LA Galaxy. Named to the MLS Best XI in 2011. Has also played with San Jose, New York and Toronto* | | | | | | | | | | | | | | |
| **3** | **David Junior Lopes** | **DF** | 6-3 | 174 | 07/19/1982 | Maringa, Brazil | 17 | 16 | 0 | 0 | 25 | 23 | 0 | 0 |
| *Acquired in a trade with Chivas USA in April. In his second MLS season, having also played in Brazil, Portugal, Croatia, Russia, Spain and Romania* | | | | | | | | | | | | | | |
| **4** | **Omar Gonzalez** | **DF** | 6-5 | 210 | 10/11/1988 | Dallas, TX | 14 | 13 | 1 | 1 | 101 | 100 | 6 | 3 |
| *The 2011 MLS Defender of the Year and Best XI honoree, he was also 2009 MLS Rookie of the Year out of Univ. of Maryland* | | | | | | | | | | | | | | |
| **5** | **Sean Franklin** | **DF** | 5-10 | 160 | 03/21/1985 | Panorama City, CA | 34 | 33 | 0 | 5 | 127 | 121 | 4 | 16 |
| *The 2008 MLS Rookie of the Year after he was a first-round SuperDraft selection out of Cal State-Northridge. Made his U.S. national team debut in 2011* | | | | | | | | | | | | | | |
| **6** | **Bryan Jordan** | **DF** | 5-8 | 155 | 09/13/1985 | Pasadena, CA | 8 | 4 | 0 | 0 | 56 | 17 | 2 | 3 |
| *Originally a winger or striker, now primarily a fullback. In his fifth MLS season, after coming from USL Portland Timbers.* | | | | | | | | | | | | | | |
| **7** | **Robbie Keane** | **FW** | 5-9 | 160 | 07/08/1980 | Dublin, Ireland | 28 | 28 | 16 | 9 | 32 | 31 | 18 | 10 |
| *Irish international in his first full MLS season, acquired in August 2011 from Aston Villa. Played more than a decade in England, as well as Italy* | | | | | | | | | | | | | | |
| **8** | **Marcelo Sarvas** | **MF** | 5-10 | 155 | 10/16/1981 | Sao Paulo, Brazil | 27 | 22 | 2 | 2 | 27 | 22 | 2 | 2 |
| *Acquired in the offseason from LD Alajuelense in Costa Rica. Also played in Sweden and Poland after starting his career in Brazil* | | | | | | | | | | | | | | |
| **9** | **Christian Wilhelmsson** | **MF** | 5-10 | 155 | 12/08/1979 | Malmo, Sweden | 5 | 4 | 1 | 0 | 5 | 4 | 1 | 0 |
| *Swedish international winger who played in 2006 World Cup, signed in August. Has also played in Belgium, France and Saudi Arabia* | | | | | | | | | | | | | | |
| **10** | **Landon Donovan** | **MF** | 5-8 | 155 | 03/04/1982 | Ontario, CA | 26 | 25 | 9 | 14 | 281 | 262 | 124 | 108 |
| *All-time U.S. national team leading goalscorer. MLS MVP in 2009. Five-time MLS Best XI honoree. MLS Cup 2011 MVP. Won 2008 Golden Boot.* | | | | | | | | | | | | | | |
| **11** | **Pat Noonan** | **FW** | 6-0 | 170 | 08/02/1980 | St. Louis, MO | 10 | 1 | 1 | 0 | 183 | 128 | 42 | 33 |
| *Veteran striker or midfielder in his 10th MLS season, acquired in the re-entry draft from Seattle. Also played in New England, Columbus and Colorado* | | | | | | | | | | | | | | |
| **12** | **Josh Saunders** | **GK** | 6-4 | 210 | 03/02/1981 | Grants Pass, OR | 27 | 27 | 0 | 0 | 56 | 53 | 0 | 0 |
| *In his fifth MLS season, his second stint with the Galaxy, taking over first-choice duties this year. Puerto Rico international* | | | | | | | | | | | | | | |
| **14** | **Edson Buddle** | **FW** | 6-1 | 185 | 05/21/1981 | New Rochelle, NY | 19 | 10 | 3 | 1 | 250 | 188 | 93 | 26 |
| *Returned to MLS and the Galaxy in the offseason following a year in Germany. Named to MLS Best XI in 2010* | | | | | | | | | | | | | | |
| **15** | **Dan Keat** | **MF** | 5-10 | 165 | 09/28/1987 | Barnstaple, England | 1 | 1 | 0 | 0 | 6 | 2 | 0 | 0 |
| *Third-round selection in 2011 Supplemental Draft. Played collegiately at Dartmouth. New Zealand international* | | | | | | | | | | | | | | |
| **16** | **Hector Jimenez** | **MF** | 5-9 | 140 | 11/03/1988 | Huntington Park, CA | 15 | 13 | 1 | 2 | 17 | 14 | 1 | 2 |
| *Second-round selection in 2010 SuperDraft out of Univ. of California.* | | | | | | | | | | | | | | |
| **18** | **Mike Magee** | **MF** | 5-10 | 160 | 09/02/1984 | Chicago, IL | 29 | 24 | 5 | 4 | 225 | 157 | 36 | 24 |
| *Now in his 10th MLS season, his fourth with the Galaxy, moving from New York in 2009. Former U.S. youth international.* | | | | | | | | | | | | | | |
| **19** | **Juninho** | **MF** | 5-7 | 145 | 01/08/1989 | San Jose dos Campos, Brazil | 32 | 30 | 7 | 4 | 87 | 85 | 13 | 8 |
| *In his third MLS season with the Galaxy, on loan from Brazil's Sao Paulo FC. Known for his long-range goals* | | | | | | | | | | | | | | |
| **20** | **A.J. DeLaGarza** | **DF** | 5-9 | 150 | 11/04/1987 | Bryans Road, MD | 30 | 30 | 0 | 0 | 99 | 95 | 2 | 1 |
| *Fourth MLS season. Second-round selection in 2009 SuperDraft out of Univ. of Maryland. Can play centrally or at fullback* | | | | | | | | | | | | | | |
| **21** | **Tommy Meyer** | **DF** | 6-2 | 175 | 03/20/1990 | St. Louis, MO | 8 | 7 | 0 | 0 | 8 | 7 | 0 | 0 |
| *The Galaxy's first-round selection (No. 19 overall) in 2012 SuperDraft out of Indiana Univ.* | | | | | | | | | | | | | | |
| **22** | **Leonardo** | **DF** | 6-2 | 175 | 02/05/1988 | Sao Paulo, Brazil | 0 | 0 | 0 | 0 | 17 | 17 | 1 | 0 |
| *In his third season with the Galaxy on loan from Brazil's Sao Paulo FC, he has missed the last two seasons with knee injuries* | | | | | | | | | | | | | | |
| **23** | **David Beckham** | **MF** | 6-0 | 170 | 05/02/1975 | London, England | 24 | 23 | 7 | 9 | 98 | 91 | 18 | 40 |
| *Sixth MLS season. Named to MLS Best XI in 2011 with 15 assists. Has record for most appearances by a field player for England national team.* | | | | | | | | | | | | | | |
| **24** | **Brian Perk** | **GK** | 5-11 | 175 | 07/21/1989 | Tampa, FL | 4 | 4 | 0 | 0 | 5 | 5 | 0 | 0 |
| *UCLA and Galaxy U-20 product who came to club on waivers in 2011 after starting career with Philadelphia* | | | | | | | | | | | | | | |
| **25** | **Rafael Garcia** | **MF** | 5-1 | 150 | 12/19/1988 | Canoga Park, CA | 1 | 0 | 0 | 0 | 1 | 0 | 0 | 0 |
| *2012 Supplemental Draft selection out of Cal State Univ.-Northridge* | | | | | | | | | | | | | | |
| **26** | **Michael Stephens** | **MF** | 5-9 | 155 | 04/03/1989 | Hinsdale, IL | 23 | 6 | 0 | 2 | 73 | 39 | 1 | 11 |
| *First-round selection (No. 16 overall) in 2010 SuperDraft out of UCLA* | | | | | | | | | | | | | | |
| **28** | **Kyle Nakazawa** | **MF** | 5-10 | 165 | 03/16/1988 | Torrance, CA | 5 | 2 | 0 | 0 | 41 | 24 | 1 | 3 |
| *Acquired from Philadelphia in a trade before the start of the season. Played two years with Philadelphia out of UCLA* | | | | | | | | | | | | | | |
| **29** | **Andrew Boyens** | **DF** | 6-4 | 180 | 09/18/1983 | Dunedin, New Zealand | 2 | 2 | 0 | 0 | 70 | 63 | 2 | 1 |
| *New Zealand international in his seventh MLS season, signed in offseason. Has also played for Toronto, New York and Chivas USA.* | | | | | | | | | | | | | | |
| **32** | **Jack McBean** | **FW** | 6-1 | 175 | 12/15/1994 | Newport Beach, CA | 1 | 0 | 0 | 0 | 2 | 1 | 1 | 0 |
| *A product of the LA Galaxy academy signed as a Home Grown Player prior to the 2011 season.* | | | | | | | | | | | | | | |
| **33** | **Jose Villarreal** | **MF** | 5-8 | 160 | 09/10/1993 | Inglewood, CA | 10 | 0 | 1 | 1 | 10 | 0 | 1 | 1 |
| *Signed as a Home Grown Player following the 2011 season. U.S. youth international* | | | | | | | | | | | | | | |
| **34** | **Kenney Walker** | **MF** | 5-9 | 175 | 12/12/1988 | Wickliffe, OH | 1 | 1 | 0 | 0 | 1 | 1 | 0 | 0 |
| *Second-round selection in 2012 SuperDraft (No. 38 overall) out of Univ. of Louisville* | | | | | | | | | | | | | | |
| **35** | **Bryan Gaul** | **DF** | 6-5 | 200 | 08/10/1989 | Naperville, IL | 14 | 7 | 0 | 1 | 14 | 7 | 0 | 1 |
| *First-round selection in 2012 Supplemental Draft out of Bradley Univ., where he was a striker* | | | | | | | | | | | | | | |

**HEAD COACH : Bruce Arena** 09/21/1951 W144 L86 T46

## LA GALAXY PLAYOFF HISTORY

| vs. Team | No. of Series | Series W-L | GP | W-L-T | OT | ShO | GF | GA | Last Mtg. | Round | Series Result |
|---|---|---|---|---|---|---|---|---|---|---|---|
| Chicago | 2 | 1-1 | 5 | 2-2-1 | 2-0-1 | 0-1 | 5 | 4 | 2001 | Semifinals | Won 7 pts. to 1 |
| Chivas USA | 1 | 1-0 | 2 | 1-0-1 | 0-0-0 | 0-0 | 3 | 2 | 2009 | Quarterfinals | Won 1 games to 0 |
| Colorado | 4 | 4-0 | 7 | 6-1-0 | 0-0-0 | 0-0 | 14 | 1 | 2005 | Semifinals | Won 1 games to 0 |
| D.C. United | 2 | 0-2 | 2 | 0-2-0 | 0-1-0 | 0-0 | 2 | 5 | 1999 | MLS Cup '99 | Lost MLS Cup '99 |
| FC Dallas | 4 | 2-2 | 8 | 4-4-0 | 0-0-0 | 0-2 | 16 | 13 | 2010 | Semifinals | Lost 1 games to 0 |
| Houston | 2 | 2-0 | 2 | 2-0-0 | 1-0-0 | 0-0 | 3 | 0 | 2011 | MLS Cup '11 | Won MLS Cup '11 |
| Kansas City | 4 | 2-2 | 9 | 5-3-1 | 2-0-1 | 1-0 | 14 | 15 | 2004 | Semifinals | Lost 1 games to 0 |
| New England | 2 | 2-0 | 2 | 2-0-0 | 2-0-0 | 0-0 | 2 | 0 | 2005 | MLS Cup '05 | Won MLS Cup '05 |
| New York | 2 | 2-0 | 5 | 3-1-1 | 0-0-1 | 0-0 | 9 | 8 | 2011 | Quarterfinals | Won 2 games to 0 |
| Real Salt Lake | 2 | 1-1 | 2 | 1-1-0 | 0-1-0 | 0-1 | 4 | 2 | 2011 | Semifinals | Won 1 games to 0 |
| San Jose | 4 | 2-2 | 8 | 4-3-1 | 0-1-0 | 0-0 | 13 | 10 | 2005 | Quarterfinals | Won 1 games to 0 |
| Seattle | 1 | 1-0 | 2 | 2-0-0 | 0-0-0 | 0-0 | 3 | 1 | 2010 | Quarterfinals | Won 2 games to 0 |
| Tampa Bay | 1 | 1-0 | 2 | 2-0-0 | 0-0-0 | 0-0 | 6 | 2 | 2000 | Quarterfinals | Won 6 pts. to 0 |
| TOTALS | 31 | 21-10 | 56 | 34-17-5 | 7-3-3 | 1-4 | 94 | 63 | | | |

## LA GALAXY – ALL-TIME POSTSEASON RESULTS

| DATE | OPPONENT | RESULT | ATT. | W-L-T | RD. | GOALS: |
|---|---|---|---|---|---|---|
| 09/26/1996 | at San Jose | L 0-1 | 17,209 | 0-1-0 | QTR | |
| 09/29/1996 | San Jose | W 2-0 | 27,833 | 1-1-0 | QTR | Fraser (84); Hurtado (90) |
| 10/02/1996 | San Jose | W 2-0 | 30,231 | 2-1-0 | QTR | Hurtado (31); Cienfuegos (36) |
| 10/10/1996 | Kansas City | W 2-1 | 25,212 | 3-1-0 | SEM | Armas (48); Vanney (57) |
| 10/13/1996 | at Kansas City | W 1-1 (3-1) | 11,041 | 4-1-0 | SEM | Vanney (76) |
| 10/20/1996 | D.C. United | L 2-3 (OT) | 34,643 | 4-2-0 | FIN | Hurtado (5); Armas (56) |
| 10/05/1997 | Dallas | L 0-0 (0-2) | 18,921 | 0-1-0 | QTR | |
| 10/08/1997 | at Dallas | L 0-3 | 11,248 | 0-2-0 | QTR | |
| 10/01/1998 | Dallas | W 6-1 | 10,047 | 1-0-0 | QTR | Pena (10,69); Hermosillo (16,32); Cienfuegos (20); Welton (41) |
| 10/04/1998 | at Dallas | W 3-2 | 8,130 | 2-0-0 | QTR | Hendrickson (80); Caligiuri (85); Mathis (88) |
| 10/10/1998 | Chicago | L 0-1 | 25,107 | 2-1-0 | SEM | |
| 10/16/1998 | at Chicago | L 1-1 (1-2) | 32,744 | 2-2-0 | SEM | Pena (37) |
| 10/17/1999 | Colorado | W 3-0 | 16,307 | 1-0-0 | QTR | Hendrickson (8); Vanney (52); Jones (57) |
| 10/24/1999 | at Colorado | W 2-0 | 6,542 | 2-0-0 | QTR | Pena (74); Franchino (84) |
| 10/31/1999 | Dallas | W 2-1 | 17,372 | 3-0-0 | SEM | Cienfuegos (39); Hendrickson (90) |
| 11/07/1999 | at Dallas | L 2-2 (3-4) | 13,816 | 3-1-0 | SEM | Hermosillo (13,54) |
| 11/11/1999 | Dallas | W 3-1 | 25,703 | 4-1-0 | SEM | Vanney (3); Hermosillo (20); Cienfuegos (68) |
| 11/21/1999 | D.C. United | L 0-2 | 44,910 | 4-2-0 | FIN | |
| 09/14/2000 | at Tampa Bay | W 1-0 | 5,583 | 1-0-0 | QTR | Vanney (61) |
| 09/20/2000 | Tampa Bay | W 5-2 | 13,851 | 2-0-0 | QTR | Hendrickson (14); Kelly (19); Hernandez (48); Cienfuegos (51); Jones (85) |
| 09/29/2000 | at Kansas City | T 0-0 (OT) | 11,815 | 2-0-1 | SEM | |
| 10/03/2000 | Kansas City | W 2-1 (OT) | 20,849 | 3-0-1 | SEM | Jones (16); Califf (93) |
| 10/06/2000 | at Kansas City | L 0-2 (ST) | 8,320 | 3-1-1 | SEM | |
| 09/23/2001 | MetroStars | T 1-1 (OT) | 11,580 | 0-0-1 | QTR | Caligiuri (63) |
| 09/26/2001 | at MetroStars | L 1-4 | 12,817 | 0-1-1 | QTR | Victorine (4) |
| 09/29/2001 | MetroStars | W 4-2 (ST) | 6,154 | 1-1-1 | QTR | Victorine (21,33); Frye (56); Cienfuegos (98) |
| 10/10/2001 | at Chicago | T 1-1 (OT) | 10,388 | 1-1-2 | SEM | Hernandez (44) |
| 10/13/2001 | Chicago | W 1-0 (OT) | 10,100 | 2-1-2 | SEM | Vagenas (94) |
| 10/17/2001 | at Chicago | W 2-1 (OT) | 13,444 | 3-1-2 | SEM | Califf (44); Cienfuegos (98) |
| 10/21/2001 | San Jose | L 1-2 (OT) | 21,626 | 3-2-2 | FIN | Hernandez (21) |
| 09/25/2002 | Kansas City | W 3-2(OT) | 14,585 | 1-0-0 | QTR | Ruiz (62,99); Jones (85) |
| 09/28/2002 | at Kansas City | L 1-4 | 9,484 | 1-1-0 | QTR | Albright (71) |
| 10/02/2002 | Kansas City | W 5-2 | 14,713 | 2-1-0 | QTR | Ruiz (34,66); Jones (46,62); Tennyson (93) |
| 10/05/2002 | Colorado | W 4-0 | 24,742 | 1-0-0 | SEM | Califf (21); Ruiz (24,84); Hendrickson (71) |
| 10/09/2002 | at Colorado | W 1-0 | 12,367 | 2-0-0 | SEM | Ruiz (64) |
| 10/20/2002 | New England | W 1-0(OT) | 61,316 | 1-0-0 | FIN | Ruiz (113) |
| 11/01/2003 | San Jose | W 2-0 | 20,201 | 1-0-0 | QTR | Victorine (59); Ruiz (62) |
| 11/09/2003 | at San Jose | L 2-5 (ST) | 14,145 | 1-1-0 | QTR | Ruiz (7); Vagenas (13) |
| 10/22/2004 | at Colorado | L 0-1 | 8,028 | 0-1-0 | QTR | |
| 10/30/2004 | Colorado | W 2-0 | 20,026 | 1-1-0 | QTR | Ruiz (30); Marshall (45) |
| 11/05/2004 | at Kansas City | L 0-2 | 11,931 | 1-2-0 | SEM | |
| 10/23/2005 | San Jose | W 3-1 | 17,466 | 1-0-0 | QTR | Gomez (13); Donovan (39,87) |
| 10/29/2005 | at San Jose | T 1-1 | 17,824 | 1-0-1 | QTR | Grabavoy (67) |
| 11/05/2005 | at Colorado | W 2-0 | 12,789 | 2-0-1 | SEM | Donovan (28,88) |
| 11/13/2005 | at New England | W 1-0 (OT) | 21,193 | 3-0-1 | FIN | Ramirez (105) |
| 11/01/2009 | at Chivas USA | T 2-2 | 25,218 | 0-0-1 | QTR | LA: Magee (14) Donovan (41); CHV: Santos (4) Galindo (50) |
| 11/08/2009 | Chivas USA | W 1-0 | 27,000 | 1-0-1 | QTR | LA: Donovan (73) |
| 11/13/2009 | Houston | W 2-0 (OT) | 25,373 | 2-0-1 | SEM | LA: Berhalter (103) Donovan (109) |
| 11/22/2009 | Real Salt Lake | L 1-1 (OT) | 46,011 | 2-1-1 | FIN | LA: Magee (41); RSL: Findley (64) |

| | | | | | | |
|---|---|---|---|---|---|---|
| 10/31/2010 | at Seattle | W 1-0 | 35,521 | 1-0-0 | QTR | LA: Buddle (38) |
| 11/07/2010 | Seattle | W 2-1 | 27,000 | 2-0-0 | QTR | LA: Buddle (19) Gonzalez (27); SEA: Zakuani (86) |

| | | | | | | |
|---|---|---|---|---|---|---|
| 10/31/2010 | at Seattle | W 1-0 | 35,521 | 1-0-0 | QTR | LA: Buddle (38) |
| 11/07/2010 | Seattle | W 2-1 | 27,000 | 2-0-0 | QTR | LA: Buddle (19) Gonzalez (27); SEA: Zakuani (86) |
| 11/14/2010 | FC Dallas | L 0-3 | 27,000 | 2-1-0 | SEM | DAL: Ferreira (26) John (54) Chavez (73) |

| | | | | | | |
|---|---|---|---|---|---|---|
| 10/30/2011 | at New York | W 1-0 | 22,663 | 1-0-0 | QTR | LA: Magee (15) |
| 11/03/2011 | New York | W 2-1 | 27,000 | 2-0-0 | QTR | LA: Magee (42) Donovan (75); NY: Rodgers (4) |
| 11/06/2011 | Real Salt Lake | W 3-1 | 23,437 | 3-0-0 | SEM | LA: Donovan (23) Magee (58) Keane (68); RSL: Saborio (25) |
| 11/20/2011 | Houston | W 1-0 | 30,281 | 4-0-0 | FIN | LA: Donovan (72) |

## CAREER POSTSEASON STATISTICS FOR CURRENT LA GALAXY PLAYERS

| UNF | POS | PLAYER | GP | GS | MIN | G | A | SHT | SOG | PKG | PKA | SKG | SKA | FC | FS | OFF | CK | C | E |
|---|---|---|---|---|---|---|---|---|---|---|---|---|---|---|---|---|---|---|---|
| 23 | M | David Beckham | 11 | 11 | 1026 | 0 | 7 | 22 | 7 | 0 | 0 | 1 | 1 | 22 | 20 | 2 | 44 | 3 | 0 |
| 29 | D | Andrew Boyens | 2 | 2 | 180 | 0 | 0 | 0 | 0 | 0 | 0 | 0 | 0 | 3 | 6 | 0 | 0 | 0 | 0 |
| 14 | F | Edson Buddle | 14 | 11 | 980 | 4 | 2 | 26 | 12 | 0 | 0 | 0 | 1 | 24 | 11 | 10 | 0 | 1 | 0 |
| 20 | D | A.J. DeLaGarza | 9 | 8 | 781 | 0 | 0 | 1 | 0 | 0 | 0 | 0 | 0 | 12 | 10 | 0 | 0 | 0 | 0 |
| 10 | M-F | Landon Donovan | 29 | 29 | 2728 | 20 | 9 | 84 | 45 | 4 | 4 | 0 | 1 | 43 | 80 | 10 | 36 | 6 | 0 |
| 2 | D | Todd Dunivant | 17 | 16 | 1510 | 0 | 0 | 2 | 0 | 0 | 0 | 0 | 0 | 15 | 9 | 1 | 0 | 2 | 0 |
| 5 | D | Sean Franklin | 11 | 11 | 1050 | 0 | 0 | 1 | 1 | 0 | 0 | 0 | 0 | 11 | 6 | 0 | 0 | 3 | 0 |
| 19 | M | Juninho | 6 | 6 | 540 | 0 | 0 | 7 | 2 | 0 | 0 | 0 | 0 | 7 | 2 | 0 | 0 | 2 | 1 |
| 4 | D | Omar Gonzalez | 11 | 11 | 1019 | 1 | 1 | 6 | 3 | 0 | 0 | 0 | 0 | 7 | 11 | 0 | 0 | 0 | 0 |
| 7 | F | Robbie Keane | 4 | 4 | 352 | 1 | 1 | 11 | 3 | 0 | 0 | 0 | 0 | 2 | 3 | 5 | 0 | 0 | 0 |
| 18 | F-M | Mike Magee | 14 | 12 | 1044 | 5 | 0 | 30 | 9 | 0 | 0 | 1 | 1 | 12 | 18 | 3 | 2 | 0 | 0 |
| 11 | F | Pat Noonan | 17 | 16 | 1538 | 5 | 1 | 40 | 17 | 0 | 0 | 1 | 2 | 24 | 23 | 17 | 0 | 0 | 0 |
| 26 | M | Michael Stephens | 2 | 0 | 12 | 0 | 0 | 0 | 0 | 0 | 0 | 0 | 0 | 0 | 0 | 0 | 0 | 0 | 0 |

| UNF | POS | GOALKEEPER | GP | GS | MIN | SHTS | SV | GA | GAA | PKG | PKA | SKG | SKA | W | L | T | SO |
|---|---|---|---|---|---|---|---|---|---|---|---|---|---|---|---|---|---|
| 12 | GK | Josh Saunders | 5 | 4 | 414 | 8 | 12 | 2 | 0.43 | 0 | 0 | 5 | 7 | 4 | 0 | 1 | 2 |

# ALL-TIME LA GALAXY POSTSEASON STATISTICS (34-16-6, 105 PTS.)

| PLAYER | GP | GS | MIN | G | A |
|---|---|---|---|---|---|
| Carlos Ruiz | 11 | 11 | 1023 | 11 | 2 |
| Landon Donovan | 15 | 15 | 1440 | 10 | 3 |
| Mauricio Cienfuegos | 35 | 34 | 2992 | 7 | 14 |
| Cobi Jones | 45 | 43 | 3938 | 6 | 13 |
| Ezra Hendrickson | 29 | 25 | 2362 | 5 | 3 |
| Greg Vanney | 26 | 25 | 2238 | 5 | 3 |
| Carlos Hermosillo | 9 | 9 | 750 | 5 | 1 |
| Mike Magee | 11 | 11 | 955 | 5 | 0 |
| Sasha Victorine | 20 | 19 | 1715 | 4 | 2 |
| Danny Pena | 12 | 12 | 992 | 4 | 0 |
| Luis Hernandez | 10 | 8 | 808 | 3 | 5 |
| Danny Califf | 19 | 18 | 1706 | 3 | 0 |
| Eduardo Hurtado | 7 | 6 | 589 | 3 | 0 |
| Peter Vagenas | 19 | 17 | 1677 | 2 | 2 |
| Paul Caligiuri | 23 | 23 | 2022 | 2 | 1 |
| Chris Armas | 8 | 8 | 724 | 2 | 0 |
| Edson Buddle | 7 | 7 | 609 | 2 | 0 |
| Chris Albright | 14 | 9 | 933 | 1 | 3 |
| Tyrone Marshall | 14 | 14 | 1328 | 1 | 2 |
| Welton | 6 | 4 | 389 | 1 | 2 |
| Adam Frye | 11 | 5 | 568 | 1 | 1 |
| Omar Gonzalez | 11 | 11 | 1019 | 1 | 1 |
| Robbie Keane | 4 | 4 | 352 | 1 | 1 |
| Clint Mathis | 9 | 6 | 558 | 1 | 1 |
| Gregg Berhalter | 5 | 4 | 426 | 1 | 0 |
| Joe Franchino | 7 | 4 | 351 | 1 | 0 |
| Robin Fraser | 21 | 21 | 1832 | 1 | 0 |
| Herculez Gomez | 4 | 4 | 380 | 1 | 0 |
| Ned Grabavoy | 4 | 4 | 298 | 1 | 0 |
| Brian Kelly | 4 | 4 | 298 | 1 | 0 |
| Guillermo Ramirez | 1 | 0 | 54 | 1 | 0 |
| McKinley Tennyson | 2 | 0 | 5 | 1 | 0 |
| David Beckham | 11 | 11 | 1026 | 0 | 7 |
| Simon Elliott | 25 | 21 | 1992 | 0 | 6 |
| Roy Myers | 6 | 6 | 466 | 0 | 4 |
| Martin Machon | 6 | 6 | 507 | 0 | 3 |
| Hong Myung-Bo | 2 | 2 | 186 | 0 | 2 |
| Alexi Lalas | 10 | 7 | 650 | 0 | 2 |
| Alejandro Moreno | 9 | 7 | 564 | 0 | 2 |
| Jorge Campos | 6 | 6 | 544 | 0 | 1 |
| Kevin Hartman | 39 | 39 | 3592 | 0 | 1 |
| Steve Jolley | 6 | 4 | 435 | 0 | 1 |
| Jovan Kirovski | 8 | 4 | 492 | 0 | 1 |
| Brian Mullan | 8 | 1 | 184 | 0 | 1 |
| Ante Razov | 5 | 4 | 251 | 0 | 1 |
| Craig Waibel | 5 | 2 | 245 | 0 | 1 |
| Alex Cazumba | 1 | 0 | 35 | 0 | 0 |
| Chad Barrett | 3 | 3 | 211 | 0 | 0 |
| Chris Birchall | 9 | 3 | 374 | 0 | 0 |
| Tristan Bowen | 1 | 0 | 19 | 0 | 0 |
| Paul Broome | 3 | 2 | 209 | 0 | 0 |
| Dan Calichman | 8 | 7 | 594 | 0 | 0 |
| Paolo Cardozo | 1 | 0 | 1 | 0 | 0 |
| Pablo Chinchilla | 1 | 1 | 90 | 0 | 0 |
| Brian Ching | 2 | 0 | 6 | 0 | 0 |
| Adam Cristman | 3 | 1 | 89 | 0 | 0 |
| Ednaldo da Conceicao | 4 | 0 | 25 | 0 | 0 |
| A.J. DeLaGarza | 9 | 8 | 781 | 0 | 0 |
| Todd Dunivant | 12 | 11 | 1060 | 0 | 0 |
| Sean Franklin | 11 | 11 | 1050 | 0 | 0 |
| John Garvey | 1 | 0 | 6 | 0 | 0 |
| Seth George | 1 | 0 | 3 | 0 | 0 |
| Alan Gordon | 7 | 0 | 88 | 0 | 0 |
| Daniel Hernandez | 1 | 0 | 18 | 0 | 0 |
| Andreas Herzog | 1 | 0 | 31 | 0 | 0 |
| Zak Ibsen | 9 | 4 | 379 | 0 | 0 |
| Ugo Ihemelu | 4 | 4 | 390 | 0 | 0 |
| Guillermo Jara | 1 | 0 | 12 | 0 | 0 |
| Juninho | 6 | 6 | 540 | 0 | 0 |
| Harut Karapetyan | 8 | 5 | 478 | 0 | 0 |
| Chris Klein | 4 | 2 | 184 | 0 | 0 |
| Dema Kovalenko | 6 | 6 | 509 | 0 | 0 |
| David Kramer | 3 | 0 | 72 | 0 | 0 |
| Eddie Lewis | 6 | 3 | 306 | 0 | 0 |
| Ricky Lewis | 1 | 0 | 1 | 0 | 0 |
| Paulo Nagamura | 4 | 3 | 369 | 0 | 0 |
| Joseph Ngwenya | 1 | 1 | 57 | 0 | 0 |
| Arash Noamouz | 3 | 2 | 158 | 0 | 0 |
| Curt Onalfo | 3 | 1 | 150 | 0 | 0 |
| Marvin Quijano | 2 | 0 | 26 | 0 | 0 |
| Matt Reis | 1 | 0 | 51 | 0 | 0 |
| Donovan Ricketts | 7 | 7 | 636 | 0 | 0 |
| Jorge Salcedo | 7 | 5 | 474 | 0 | 0 |
| Wellington Sanchez | 3 | 0 | 68 | 0 | 0 |
| Marcelo Saragosa | 5 | 4 | 283 | 0 | 0 |
| Josh Saunders | 5 | 4 | 414 | 0 | 0 |
| Mark Semioli | 5 | 5 | 406 | 0 | 0 |
| Michael Stephens | 2 | 0 | 12 | 0 | 0 |
| Ryan Suarez | 1 | 0 | 9 | 0 | 0 |
| Brian Taylor | 1 | 0 | 8 | 0 | 0 |
| Arturo Torres | 4 | 2 | 246 | 0 | 0 |
| Jose Vasquez | 1 | 0 | 23 | 0 | 0 |
| Sebastien Vorbe | 3 | 0 | 31 | 0 | 0 |
| Brad Wilson | 1 | 0 | 2 | 0 | 0 |
| Team totals | 56 | 56 | 5253 | 94 | 93 |
| Opponent totals | 56 | 56 | 5253 | 63 | 71 |

GALAXY INDIVIDUAL GOALKEEPING

| GOALKEEPER | GP | GS | SV | GA | GAA | SO |
|---|---|---|---|---|---|---|
| David Kramer | 3 | 0 | 2 | 0 | 0.00 | 1 |
| Matt Reis | 1 | 0 | 0 | 0 | 0.00 | 1 |
| Josh Saunders | 5 | 4 | 12 | 2 | 0.43 | 2 |
| Donovan Ricketts | 7 | 7 | 24 | 7 | 0.99 | 3 |
| Jorge Campos | 6 | 6 | 25 | 6 | 0.99 | 1 |
| Kevin Hartman | 39 | 39 | 137 | 48 | 1.20 | 12 |
| Team totals | 56 | 56 | 205 | 63 | 1.08 | 20 |
| Opponent totals | 56 | 56 | 204 | 94 | 1.61 | 10 |

## LA GALAXY INDIVIDUAL HIGH GAMES (2012)

Goals
2 9 times

Assists
4 Landon Donovan 08/12/2012 at CHV W 4-0

Shots
8 Robbie Keane 03/18/2012 vs. DC W 3-1
8 Robbie Keane 10/28/2012 vs. SEA W 1-0

Shots on Goal
5 Robbie Keane 03/18/2012 vs. DC W 3-1
5 Robbie Keane 07/14/2012 at POR W 5-3

Fouls Committed
7 Edson Buddle 03/10/2012 vs. RSL L 1-3
7 Edson Buddle 04/28/2012 vs. DAL T 1-1
7 Marcelo Sarvas 07/28/2012 at DAL W 1-0

Fouls Suffered
5 Landon Donovan 07/04/2012 vs. PHI L 1-2
5 Marcelo Sarvas 07/04/2012 vs. PHI L 1-2

Offside
3 Edson Buddle 03/31/2012 vs. NE L 1-3
3 Robbie Keane 04/28/2012 vs. DAL T 1-1

Saves
7 Josh Saunders 07/14/2012 at POR W 5-3

Shots Faced
10 Josh Saunders 07/14/2012 at POR W 5-3

Goals Allowed
4 Josh Saunders 06/30/2012 at SJ L 3-4
4 Josh Saunders 08/05/2012 at SEA L 0-4

## TEAM HIGH GAMES (2012)

Goals
5 07/14/2012 at POR W 5-3

Assists
6 07/21/2012 vs. CHV W 3-1

Shots
27 09/22/2012 vs. TOR W 4-2

Shots on Goal
12 08/12/2012 at CHV W 4-0

Fouls Committed
19 07/18/2012 at VAN T 2-2

Fouls Suffered
20 07/04/2012 vs. PHI L 1-2

Corner Kicks
12 09/22/2012 vs. TOR W 4-2

Offside
5 05/26/2012 at HOU L 1-2
5 08/15/2012 at CLB T 1-1

Saves
7 07/14/2012 at POR W 5-3

Shots Faced
10 07/14/2012 at POR W 5-3

Goals Allowed
4 06/30/2012 at SJ L 3-4
4 08/05/2012 at SEA L 0-4

## TEAM LOW GAMES (2012)

Shots
4 04/07/2012 at KC L 0-1

Shots on Goal
0 04/07/2012 at KC L 0-1

Fouls Committed
7 09/30/2012 at COL T 1-1

Fouls Suffered
7 07/08/2012 at CHI W 2-0
7 07/14/2012 at POR W 5-3
7 09/30/2012 at COL T 1-1

Corner Kicks
0 06/20/2012 at RSL W 3-2

Offside
0 05/23/2012 vs. SJ L 2-3
0 06/17/2012 vs. POR W 1-0
0 06/30/2012 at SJ L 3-4
0 08/05/2012 at SEA L 0-4
0 10/06/2012 vs. RSL L 1-2

Saves
0 03/18/2012 vs. DC W 3-1
0 05/05/2012 vs. NY L 0-1
0 09/01/2012 vs. VAN W 2-0

Shots Faced
0 09/01/2012 vs. VAN W 2-0

## LA GALAXY INDIVIDUAL POSTSEASON HIGH GAMES (1996-2011)

Goals
2 10 times

Assists
3 Mauricio Cienfuegos 10/01/1998 vs. DAL W 6-1
3 Martin Machon 10/01/1998 vs. DAL W 6-1
3 Luis Hernandez 09/20/2000 vs. TB W 5-2

Shots
9 Carlos Ruiz 09/25/2002 vs. KC W 3-2
9 Carlos Ruiz 10/20/2002 vs. NE W 1-0
9 Herculez Gomez 11/13/2005 at NE W 1-0

Shots on Goal
6 Carlos Ruiz 09/25/2002 vs. KC W 3-2

Fouls Committed
7 Greg Vanney 09/14/2000 at TB W 1-0
7 Carlos Ruiz 10/30/2004 vs. COL W 2-0

Fouls Suffered
7 Cobi Jones 11/21/1999 vs. DC L 0-2
7 Carlos Ruiz 10/05/2002 vs. COL W 4-0
7 Landon Donovan 11/22/2009 vs. RSL L 1-1

Offside
6 Luis Hernandez 09/14/2000 at TB W 1-0

Saves
8 Kevin Hartman 09/29/2000 at KC T 0-0
8 Donovan Ricketts 10/31/2010 at SEA W 1-0

Shots Faced
9 Kevin Hartman 09/26/2001 at MET L 1-4
9 Kevin Hartman 11/09/2003 at SJ L 2-5

Goals Allowed
5 Kevin Hartman 11/09/2003 at SJ L 2-5

## LA GALAXY TEAM POSTSEASON HIGH GAMES (1996-2011)

Goals
6 10/01/1998 vs. DAL W 6-1

Assists
9 10/01/1998 vs. DAL W 6-1

Shots
29 09/23/2001 vs. MET T 1-1

Shots on Goal
13 10/01/1998 vs. DAL W 6-1

Fouls Committed
29 10/13/2001 vs. CHI W 1-0

Fouls Suffered
26 10/06/2000 at KC L 0-2
26 10/05/2002 vs. COL W 4-0

Corner Kicks
11 09/29/1996 vs. SJ W 2-0

Offside
10 09/20/2000 vs. TB W 5-2

Saves
8 09/29/2000 at KC T 0-0
8 10/31/2010 at SEA W 1-0

Shots Faced
9 09/26/2001 at MET L 1-4
9 11/09/2003 at SJ L 2-5

Goals Allowed
5 11/09/2003 at SJ L 2-5

## TEAM POSTSEASON LOW GAMES (1996-2011)

Shots
6 10/20/1996 vs. DC L 2-3
6 10/05/1997 vs. DAL L 0-0
6 09/29/2000 at KC T 0-0
6 10/29/2005 at SJ T 1-1
6 11/05/2005 at COL W 2-0

Shots on Goal
1 09/29/2000 at KC T 0-0

Fouls Committed
8 11/03/2011 vs. NY W 2-1

Fouls Suffered
6 11/01/2009 at CHV T 2-2

Corner Kicks
1 09/14/2000 at TB W 1-0
1 10/29/2005 at SJ T 1-1
1 10/30/2011 at NY W 1-0

Offside
0 09/23/2001 vs. MET T 1-1
0 10/05/2002 vs. COL W 4-0
0 11/08/2009 vs. CHV W 1-0
0 11/13/2009 vs. HOU W 2-0
0 11/03/2011 vs. NY W 2-1

Saves
1 10 times

Shots Faced
1 10/05/1997 vs. DAL L 0-0
1 09/14/2000 at TB W 1-0
1 10/09/2002 at COL W 1-0
1 10/20/2002 vs. NE W 1-0
1 11/20/2011 vs. HOU W 1-0

## 2012 LA GALAXY STATISTICS (16-12-6, 54 pts.)

| UNF | POS | PLAYER | GP | GS | MIN | G | A | SHT | SOG | FC | FS | OFF | CK | C | E |
|---|---|---|---|---|---|---|---|---|---|---|---|---|---|---|---|
| 7 | F | Robbie Keane | 28 | 28 | 2519 | 16 | 9 | 94 | 43 | 15 | 34 | 27 | 2 | 0 | 0 |
| 10 | M | Landon Donovan | 26 | 25 | 2256 | 9 | 14 | 65 | 29 | 33 | 43 | 5 | 36 | 6 | 0 |
| 23 | M | David Beckham | 24 | 23 | 1985 | 7 | 9 | 40 | 18 | 28 | 25 | 0 | 119 | 7 | 0 |
| 19 | M | Juninho | 32 | 30 | 2666 | 7 | 4 | 52 | 20 | 42 | 27 | 0 | 20 | 6 | 0 |
| 18 | M | Mike Magee | 29 | 24 | 2078 | 5 | 4 | 56 | 22 | 20 | 41 | 8 | 2 | 2 | 0 |
| 14 | F | Edson Buddle | 19 | 10 | 969 | 3 | 1 | 31 | 9 | 37 | 16 | 9 | 0 | 0 | 0 |
| 2 | D | Todd Dunivant | 29 | 29 | 2544 | 2 | 2 | 8 | 2 | 18 | 17 | 3 | 0 | 2 | 0 |
| 8 | M | Marcelo Sarvas | 27 | 22 | 1951 | 2 | 2 | 41 | 11 | 57 | 49 | 1 | 4 | 5 | 0 |
| 9 | F | Chad Barrett | 18 | 7 | 677 | 1 | 3 | 14 | 2 | 6 | 7 | 3 | 0 | 1 | 0 |
| 16 | M | Hector Jimenez | 15 | 13 | 920 | 1 | 2 | 8 | 3 | 9 | 6 | 3 | 1 | 0 | 1 |
| 4 | D | Omar Gonzalez | 14 | 13 | 1147 | 1 | 1 | 10 | 3 | 12 | 9 | 0 | 0 | 2 | 0 |
| 33 | M | Jose Villarreal | 10 | 0 | 122 | 1 | 1 | 3 | 2 | 7 | 2 | 0 | 0 | 1 | 0 |
| 11 | F | Pat Noonan | 10 | 1 | 174 | 1 | 0 | 3 | 2 | 2 | 1 | 1 | 0 | 0 | 0 |
| 9 | M | Christian Wilhelmsson | 5 | 4 | 303 | 1 | 0 | 9 | 2 | 8 | 6 | 3 | 0 | 0 | 0 |
| 5 | D | Sean Franklin | 34 | 33 | 2937 | 0 | 5 | 17 | 4 | 22 | 9 | 0 | 0 | 2 | 0 |
| 26 | M | Michael Stephens | 23 | 6 | 724 | 0 | 2 | 3 | 1 | 7 | 2 | 1 | 0 | 1 | 0 |
| 17 | F | Adam Cristman | 2 | 1 | 69 | 0 | 1 | 2 | 0 | 2 | 2 | 0 | 0 | 1 | 0 |
| 35 | D | Bryan Gaul | 14 | 7 | 800 | 0 | 1 | 4 | 2 | 13 | 3 | 0 | 0 | 3 | 0 |
| 29 | D | Andrew Boyens | 2 | 2 | 180 | 0 | 0 | 0 | 0 | 1 | 1 | 0 | 0 | 0 | 0 |
| 30 | M | *Paolo Cardozo | 1 | 1 | 71 | 0 | 0 | 2 | 0 | 2 | 3 | 0 | 0 | 0 | 0 |
| 20 | D | A.J. DeLaGarza | 30 | 30 | 2644 | 0 | 0 | 1 | 0 | 41 | 32 | 0 | 0 | 4 | 0 |
| 25 | M | Rafael Garcia | 1 | 0 | 5 | 0 | 0 | 0 | 0 | 0 | 0 | 0 | 0 | 0 | 0 |
| 1 | G | *Bill Gaudette | 3 | 3 | 270 | 0 | 0 | 0 | 0 | 1 | 0 | 0 | 0 | 1 | 0 |
| 6 | D | Bryan Jordan | 8 | 4 | 405 | 0 | 0 | 0 | 0 | 4 | 2 | 1 | 0 | 0 | 0 |
| 15 | M | Dan Keat | 1 | 1 | 90 | 0 | 0 | 0 | 0 | 2 | 0 | 0 | 0 | 1 | 0 |
| 3 | D | David Junior Lopes (TOT) | 17 | 16 | 1407 | 0 | 0 | 14 | 3 | 24 | 19 | 2 | 0 | 4 | 1 |
| 3 | D | David Junior Lopes (LA) | 17 | 16 | 1407 | 0 | 0 | 14 | 3 | 24 | 19 | 2 | 0 | 4 | 1 |
| 32 | F | Jack McBean | 1 | 0 | 8 | 0 | 0 | 0 | 0 | 1 | 2 | 0 | 0 | 0 | 0 |
| 21 | D | Tommy Meyer | 8 | 7 | 660 | 0 | 0 | 0 | 0 | 2 | 0 | 0 | 0 | 0 | 0 |
| 28 | M | Kyle Nakazawa | 5 | 2 | 193 | 0 | 0 | 3 | 1 | 3 | 0 | 0 | 0 | 0 | 0 |
| 24 | G | Brian Perk | 4 | 4 | 360 | 0 | 0 | 0 | 0 | 0 | 0 | 0 | 0 | 0 | 0 |
| 12 | G | Josh Saunders | 27 | 27 | 2430 | 0 | 0 | 0 | 0 | 1 | 1 | 0 | 0 | 1 | 0 |
| 34 | M | Kenney Walker | 1 | 1 | 45 | 0 | 0 | 0 | 0 | 1 | 0 | 0 | 0 | 0 | 0 |
| 22 | D | Leonardo | 0 | 0 | 0 | 0 | 0 | 0 | 0 | 0 | 0 | 0 | 0 | 0 | 0 |
| 1 | G | Brian Rowe | 0 | 0 | 0 | 0 | 0 | 0 | 0 | 0 | 0 | 0 | 0 | 0 | 0 |
| | | Own-goals received | | | | 2 | | | | | | | | | |
| | | Team totals | 34 | 34 | 3060 | 59 | 61 | 480 | 179 | 421 | 391 | 67 | 188 | 50 | 2 |
| | | Opponent totals | 34 | 34 | 3060 | 47 | 40 | 439 | 142 | 391 | 421 | 113 | 145 | 50 | 0 |

GAME-WINNING GOALS: Robbie Keane 6, Mike Magee 3, Juninho 3, Landon Donovan 3, Todd Dunivant 1
GAME-WINNING ASSISTS: Robbie Keane 5, Landon Donovan 5, Mike Magee 2, David Beckham 2
Jose Villarreal 1, Marcelo Sarvas 1, Hector Jimenez 1, Sean Franklin 1
PENALTY KICK GOALS/ATTEMPTS: Robbie Keane 1-2, Landon Donovan 2-2

LA GALAXY INDIVIDUAL GOALKEEPING

| UNF | POS | GOALKEEPER | GP | GS | MIN | SHTS | SV | GA | GAA | PG | PA | W | L | T | SO |
|---|---|---|---|---|---|---|---|---|---|---|---|---|---|---|---|
| 1 | G | *Bill Gaudette | 3 | 3 | 270 | 11 | 7 | 4 | 1.33 | 1 | 1 | 0 | 2 | 1 | 0 |
| 12 | G | Josh Saunders | 27 | 27 | 2430 | 118 | 80 | 36 | 1.33 | 0 | 1 | 16 | 7 | 4 | 9 |
| 24 | G | Brian Perk | 4 | 4 | 360 | 13 | 7 | 7 | 1.75 | 2 | 2 | 0 | 3 | 1 | 0 |
| | | Team totals | 34 | 34 | 3060 | 142 | 94 | 47 | 1.38 | 3 | 4 | 16 | 12 | 6 | 9 |
| | | Opponent totals | 34 | 34 | 3060 | 179 | 115 | 59 | 1.74 | 3 | 4 | 12 | 16 | 6 | 5 |

* = Played with other teams in 2012. Only LA Galaxy statistics listed here.

# LA GALAXY 2012 SCHEDULE

| DAY | DATE | OPPONENT | RESULT | ATT. | W-L-T | POS. | PTS | NOTES: |
|---|---|---|---|---|---|---|---|---|
| Sat. | Mar. 10 | Real Salt Lake | L 1-3 | 27,000 | 0-1-0 | T5 | 0 | LA: Buddle (70); RSL: own goal (72) Morales (79) Espindola (84) |
| Sun. | Mar. 18 | D.C. United | W 3-1 | 18,466 | 1-1-0 | T6 | 3 | LA: Keane (45,69) Sarvas (86); DC: DeLeon (87) |
| Sat. | Mar. 31 | New England | L 1-3 | 21,324 | 1-2-0 | T8 | 3 | LA: Keane (78); NE: Rowe (10) Tierney (13) Sene (65) |
| Sat. | Apr. 7 | at Sporting KC | L 0-1 | 20,323 | 1-3-0 | 9 | 3 | KC: Kamara (40) |
| Sat. | Apr. 14 | Portland | W 3-1 | 22,143 | 2-3-0 | 8 | 6 | LA: Donovan (44) Juninho (83) Beckham (91+); POR: Boyd (23) |
| Sat. | Apr. 21 | at Colorado | W 2-1 | 19,152 | 3-3-0 | T6 | 9 | LA: own goal (21) Donovan (39); COL: Cummings (63) |
| Sat. | Apr. 28 | FC Dallas | T 1-1 | 23,249 | 3-3-1 | 7 | 10 | LA: Noonan (92+); DAL: Shea (61) |
| Wed. | May 2 | at Seattle | L 0-2 | 39,002 | 3-4-1 | 7 | 10 | SEA: Johnson (40) Montero (48) |
| Sat. | May 5 | New York | L 0-1 | 27,000 | 3-5-1 | 7 | 10 | NY: Lindpere (19) |
| Sat. | May 12 | at Montreal | T 1-1 | 60,860 | 3-5-2 | 6 | 11 | LA: Beckham (62); MTL: Arnaud (8) |
| Sat. | May 19 | at Chivas USA | L 0-1 | 18,800 | 3-6-2 | 8 | 11 | CHV: Correa (72) |
| Wed. | May 23 | San Jose | L 2-3 | 16,512 | 3-7-2 | 9 | 11 | LA: Jimenez (3) Magee (73); SJ: Lenhart (76) Stephenson (82) Gordon (94+) |
| Sat. | May 26 | at Houston | L 1-2 | 22,039 | 3-8-2 | 0 | 11 | LA: Buddle (10); HOU: own goal (38) Hainault (57) |
| Sun. | June 17 | Portland | W 1-0 | 20,611 | 4-8-2 | 7 | 14 | LA: Dunivant (61) |
| Wed. | June 20 | at Real Salt Lake | W 3-2 | 20,382 | 5-8-2 | 7 | 17 | LA: Donovan (29,68) Magee (50); RSL: Beckerman (9) Saborio (24) |
| Sat. | June 23 | Vancouver | W 3-0 | 21,529 | 6-8-2 | 5 | 20 | LA: Magee (16) Keane (30) Donovan (41) |
| Sat. | June 30 | at San Jose | L 3-4 | 50,391 | 6-9-2 | 6 | 20 | LA: Beckham (31) own goal (36) Donovan (41); SJ: Lenhart (7) Bernardez (44) Cronin (47) Wondolowski (61) |
| Wed. | July 4 | Philadelphia | L 1-2 | 27,000 | 6-10-2 | 6 | 20 | LA: Barrett (73); PHI: McInerney (46+) M. Farfan (95+) |
| Sun. | July 8 | at Chicago | W 2-0 | 20,563 | 7-10-2 | 6 | 23 | LA: Keane (24,78) |
| Sat. | July 14 | at Portland | W 5-3 | 20,438 | 8-10-2 | 5 | 26 | LA: Beckham (19,24) Donovan (27) Keane (28,64); POR: Boyd (3,70) Kimura (34) |
| Wed. | July 18 | at Vancouver | T 2-2 | 21,000 | 8-10-3 | 5 | 27 | LA: Beckham (81) Villarreal (87); VAN: Koffie (18) Robson (27) |
| Sat. | July 21 | Chivas USA | W 3-1 | 25,180 | 9-10-3 | 5 | 30 | LA: Keane (14) Donovan (48,78); CHV: Cardozo (52) |
| Sat. | July 28 | at FC Dallas | W 1-0 | 22,565 | 10-10-3 | 5 | 33 | LA: Magee (62) |
| Sun. | Aug. 5 | at Seattle | L 0-4 | 60,908 | 10-11-3 | 5 | 33 | SEA: Johnson (6) Montero (52) Caskey (61) Rose (88) |
| Sun. | Aug. 12 | at Chivas USA | W 4-0 | 17,601 | 11-11-3 | 5 | 36 | LA: Keane (27) Juninho (64,74) Gonzalez (83) |
| Wed. | Aug. 15 | at Columbus | T 1-1 | 17,019 | 11-11-4 | 5 | 37 | LA: Keane (64); CLB: Arrieta (47) |
| Sun. | Aug. 26 | FC Dallas | W 2-0 | 21,933 | 12-11-4 | 4 | 40 | LA: Juninho (66) Dunivant (84) |
| Sat. | Sept. 1 | Vancouver | W 2-0 | 20,168 | 13-11-4 | T3 | 43 | LA: Juninho (41) Beckham (79) |
| Fri. | Sept. 14 | Colorado | W 2-0 | 20,204 | 14-11-4 | T3 | 46 | LA: Keane (15) Wilhelmsson (58) |
| Sat. | Sept. 22 | Toronto FC | W 4-2 | 27,000 | 15-11-4 | T2 | 49 | LA: Juninho (11,33) Keane (36,92+); TOR: Dunfield (38) Silva (86) |
| Sun. | Sept. 30 | at Colorado | T 1-1 | 17,649 | 15-11-5 | 3 | 50 | LA: Sarvas (10); COL: Castrillon (16) |
| Sat. | Oct. 6 | Real Salt Lake | L 1-2 | 27,000 | 15-12-5 | 3 | 50 | LA: Keane (17); RSL: Espindola (25,28) |
| Sun. | Oct. 21 | at San Jose | T 2-2 | 10,744 | 15-12-6 | 4 | 51 | LA: Keane (59) Buddle (69); SJ: Chavez (61) Wondolowski (73) |
| Sun. | Oct. 28 | Seattle | W 1-0 | 27,000 | 16-12-6 | 4 | 54 | LA: Magee (83) |

## LA GALAXY – GAME-BY-GAME

| # | Player | 1 RSL 1-3 | 2 DC 3-1 | 3 NE 1-3 | 4 KC 0-1 | 5 POR 3-1 | 6 COL 2-1 | 7 DAL 1-1 | 8 SEA 0-2 | 9 NY 0-1 | 10 MTL 1-1 | 11 CHV 0-1 | 12 SJ 2-3 | 13 HOU 1-2 | 14 POR 1-0 | 15 RSL 3-2 | 16 VAN 3-0 | 17 SJ 3-4 | 18 PHI 1-2 | 19 CHI 2-0 | 20 POR 5-3 | 21 VAN 2-2 | 22 CHV 3-1 | 23 DAL 1-0 | 24 SEA 0-4 | 25 CHV 4-0 | 26 CLB 1-1 | 27 DAL 2-0 | 28 VAN 2-0 | 29 COL 2-0 | 30 TOR 4-2 | 31 COL 1-1 | 32 RSL 1-2 | 33 SJ 2-2 | 34 SEA 1-0 |
|---|---|---|---|---|---|---|---|---|---|---|---|---|---|---|---|---|---|---|---|---|---|---|---|---|---|---|---|---|---|---|---|---|---|---|---|
| 1 | Bill Gaudette | | | | | | | 90G | 90G | 90G | | | | | | | | | | | | | | | | | | | | | | | | | |
| 1 | Brian Rowe | | | | | | | | | | | | | | | | | | | | | | | | | | | | | | | | | | |
| 2 | Todd Dunivant | 90D | 90D | 90D | 90D | 90D | 90D | 90D | | 90D | 90D | 90D | 90D | 90D | 90D | 90D | 90D | 83D | 90D | 90D | 90D | 31D | | | | 90D | 90D | 90D | 90D | 90D | 90D | 90D | | 90D | 90D |
| 3 | David Junior Lopes | | | | | 90D | 90D | 81D | 90D | | | 70D | | 6 | 90D | 90D | 90D | 90D | 90D | 90D | 90D | 90D | 90D | 90D | 80D | | | | | | | | | | |
| 4 | Omar Gonzalez | | | | | | | | | | | | | | | | | | 45D | | | | 22 | 90D | 90D | 90D | 90D | 90D | 90D | 90D | 90D | 90D | 90D | 90D | 90D |
| 5 | Sean Franklin | 90D | 90D | 90D | 90D | 90D | 90D | 90D | 90M | 90D | 90D | 90D | 90D | 90D | 90D | 90D | 90D | 90D | 45 | 90D | 90D | 90D | 90D | 90M | 57M | 90D | 90D | 90D | 90D | 90D | 90D | 90D | 90D | 90D | 45D |
| 6 | Bryan Jordan | | | | | | | | 71D | | | | | 90M | 80M | 85M | 15 | | | 30 | 27 | | | | | | 7 | | | | | | | | |
| 7 | Robbie Keane | 90F | 90F | 90F | 90F | 90F | 90F | 90F | | 90F | 90F | | | | | | 90F | 90F | 90F | 90F | 89F | 90F | 90F | 90F | 90F | 90F | 90F | 90F | 90F | 90F | 90F | 90F | 90F | 90F | 90F |
| 8 | Marcelo Sarvas | 69M | 14 | 45M | 13 | | | | 90M | | 16 | 90M | | | 90M | 63M | | 9 | 90M | 90M | 90M | 90M | 81M | 90M | 90M | 90M | 90M | 90M | 90M | 83M | 90M | 90M | 90M | 90M | 28 |
| 9 | Chad Barrett | 6 | 68F | 19 | 34 | 67F | 18 | 16 | 58F | 22 | | 12 | 90F | 71F | 82F | 2 | 1 | 16 | 30 | 65F | | | | | | | | | | | | | | | |
| 9 | Christian Wilhelmsson | | | | | | | | | | | | | | | | | | | | | | | | | | | | | 61M | 68M | | 5 | 79M | 90M |
| 10 | Landon Donovan | 90M | 90M | | 90M | 90M | 90M | 90M | 90M | 90M | 90F | 90F | | | 90M | 90F | 89F | 90F | 90F | 25 | 90F | 90F | 90F | | 90F | 89F | | | | 78F | 90F | 90F | 85F | | 90M |
| 11 | Pat Noonan | | 4 | | | 9 | 9 | 9 | 19 | 22 | 21 | 60F | | 19 | | | | | | | | | | | | | | 2 | | | | | | | |
| 12 | Josh Saunders | 90G | 90G | 90G | 90G | 90G | 90G | | | | | | | | 90G | 90G | 90G | 90G | 90G | 90G | 90G | 90G | 90G | 90G | 90G | 90G | 90G | 90G | 90G | 90G | 90G | 90G | 90G | 90G | 90G |
| 14 | Edson Buddle | 90F | 22 | 90F | 56F | 23 | 72F | 74F | 37 | 68F | | 30 | 68F | 90F | | | | | | | | | | | | | | | 5 | 12 | 22 | 17 | 29 | 89F | 75F |
| 15 | Dan Keat | | | | | | | | | | 90D | | | | | | | | | | | | | | | | | | | | | | | | |
| 16 | Hector Jimenez | | | | | | | | | | | | 59M | | | | 65M | 81M | 60M | 60M | 63M | 71M | 68M | 78M | 20 | 75M | 61M | 59M | 71M | 29 | | | | | |
| 17 | Adam Cristman | | | | | | | 16 | 53F | | | | | | | | | | | | | | | | | | | | | | | | | | |
| 18 | Mike Magee | 70M | 76M | 45 | 90M | 81M | 81M | 74M | 32 | 68M | 45 | 78M | 90M | 90M | | 88M | 75M | 74M | 90M | | | | | 69F | 33 | 79M | 76F | 88F | 79F | 90M | 78M | 73M | 61M | 90M | 15 |
| 19 | Juninho | 21 | 86M | 90M | 72M | 90M | 89M | 90M | 90M | 90M | 74M | 90M | 85M | | 90M | 90M | 90M | 90M | 90M | 73M | | 33 | 90M | 90M | 70M | 90M | 83M | 90M | 90M | 90M | 90M | 90M | 90M | 90M | 90M |
| 20 | A.J. DeLaGarza | 90D | 90D | 90D | 90D | | 90D | 90D | 90D | 90D | 90D | 90D | 90D | 90D | 90D | 90D | 90D | 90D | 90D | 90D | 90D | 90D | 90D | 90D | 90D | 90D | 90D | 90D | 90D | 90D | 90D | 34D | | | |
| 21 | Tommy Meyer | 84D | | | 90D | 90D | | | | 75D | | | | | | | | | | | | | | | | | | | | | | 56 | 85D | 90D | 90D |
| 22 | Leonardo | | | | | | | | | | | | | | | | | | | | | | | | | | | | | | | | | | |
| 23 | David Beckham | 90M | 90M | 45M | | 90M | 90M | 90M | | 90M | 90M | 16 | 90M | 90M | 90M | 90M | 90M | 90M | | | 82M | 90M | 90M | | 90M | | | 78M | 85M | | | 87M | 90M | | 62M |
| 24 | Brian Perk | | | | | | | | | | 90G | 90G | 90G | 90G | | | | | | | | | | | | | | | | | | | | | |
| 25 | Rafael Garcia | | | | | | | | | | | | | | | 5 | | | | | | | | | | | | | | | | | | | |
| 26 | Michael Stephens | 20 | | 45 | 77M | | 1 | | | 15 | 45M | | 5 | 45 | | 27 | 25 | | | 90M | 90M | 57M | 9 | 12 | | 15 | 90M | 12 | 11 | 7 | 12 | 3 | | 11 | |
| 28 | Kyle Nakazawa | | | | 18 | | | | | | 69M | 74M | 22 | | 10 | | | | | | | | | | | | | | | | | | | | |
| 29 | Andrew Boyens | | 90D | 90D | | | | | | | | | | | | | | | | | | | | | | | | | | | | | | | |
| 30 | Paolo Cardozo | | | 71M | | | | | | | | | | | | | | | | | | | | | | | | | | | | | | | |
| 32 | Jack McBean | | | | | | | | | | | | | | 8 | | | | | | | | | | | | | | | | | | | | |
| 33 | Jose Villarreal | | | | | | | | | | | | | | | | | | | | 1 | 19 | | 21 | 10 | 1 | 14 | 31 | 19 | | | | 5 | 1 | |
| 34 | Kenney Walker | | | | | | | | | | | | | 45M | | | | | | | | | | | | | | | | | | | | | |
| 35 | Bryan Gaul | | | | | | | | 90D | | | | 90D | 84D | | | | 7 | | 17 | 8 | 59 | 90D | 90D | 90D | 11 | 29 | | | | | | 90D | | 45 |

"00" = minutes played
F/M/D/G = starting position

## LA GALAXY – GAME-BY-GAME LOG

| | | | | |
|---|---|---|---|---|
| Game #1 | 03/10/2012 | LA 1 vs RSL 3 | L | Buddle 1 (Beckham 1) 71 |
| Game #2 | 03/18/2012 | LA 3 vs DC 1 | W | Keane 1 (Dunivant 1, Magee 1) 45; Keane 2 (Donovan 1) 69; Marcelo Sarvas 1 (Beckham 2) 86 |
| Game #3 | 03/31/2012 | LA 1 vs NE 3 | L | Keane 3 (Buddle 1) 78 |
| Game #4 | 04/07/2012 | LA 0 at KC 1 | L | |
| Game #5 | 04/14/2012 | LA 3 vs POR 1 | W | Donovan 1 (Keane 1) 44; Juninho 1 (unassisted) 83; Beckham 1 (Donovan 2) 91+ |
| Game #6 | 04/21/2012 | LA 2 at COL 1 | W | own goal (Wynne) 21; Donovan 2 (Keane 2) 39 |
| Game #7 | 04/28/2012 | LA 1 vs DAL 1 | T | Noonan 1 (Barrett 1, Cristman 1) 92+ |
| Game #8 | 05/02/2012 | LA 0 at SEA 2 | L | |
| Game #9 | 05/05/2012 | LA 0 vs NY 1 | L | |
| Game #10 | 05/12/2012 | LA 1 at MTL 1 | T | Beckham 2 (free kick) 62 |
| Game #11 | 05/19/2012 | LA 0 at CHV 1 | L | |
| Game #12 | 05/23/2012 | LA 2 vs SJ 3 | L | Jimenez 1 (Barrett 2, Juninho 1) 3; Magee 1 (Beckham 3) 73 |
| Game #13 | 05/26/2012 | LA 1 at HOU 2 | L | Buddle 2 (Barrett 3, Beckham 4) 10 |
| Game #14 | 06/17/2012 | LA 1 vs POR 0 | W | Dunivant 1 (Beckham 5) 61 |
| Game #15 | 06/20/2012 | LA 3 at RSL 2 | W | Donovan 3 (unassisted) 29; Magee 2 (Donovan 3) 50; Donovan 4 (Magee 2) 68 |
| Game #16 | 06/23/2012 | LA 3 vs VAN 0 | W | Magee 3 (unassisted) 16; Keane 4 (Donovan 4) 30; Donovan 5 (penalty kick) 41 |
| Game #17 | 06/30/2012 | LA 3 at SJ 4 | L | Beckham 3 (free kick) 31; own goal (Hernandez) 36; Donovan 6 (Jimenez 1, Magee 3) 41 |
| Game #18 | 07/04/2012 | LA 1 vs PHI 2 | L | Barrett 1 (Keane 3, Dunivant 2) 73 |
| Game #19 | 07/08/2012 | LA 2 at CHI 0 | W | Keane 5 (penalty kick) 24; Keane 6 (Donovan 5) 78 |
| Game #20 | 07/14/2012 | LA 5 at POR 3 | W | Beckham 4 (Keane 4) 19; Beckham 5 (free kick) 24; Donovan 7 (penalty kick) 27; Keane 7 (Donovan 6, Franklin 1) 28; Keane 8 (Franklin 2, Beckham 6) 64 |
| Game #21 | 07/18/2012 | LA 2 at VAN 2 | T | Beckham 6 (Donovan 7) 81; Villarreal 1 (Juninho 2, Beckham 7) 87 |
| Game #22 | 07/21/2012 | LA 3 vs CHV 1 | W | Keane 9 (Beckham 8, Juninho 3) 14; Donovan 8 (Keane 5, Beckham 9) 48; Donovan 9 (Gaul 1, Gonzalez 1) 78 |
| Game #23 | 07/28/2012 | LA 1 at DAL 0 | W | Magee 4 (Keane 6) 62 |
| Game #24 | 08/05/2012 | LA 0 at SEA 4 | L | |
| Game #25 | 08/12/2012 | LA 4 at CHV 0 | W | Keane 10 (Donovan 8) 27; Juninho 2 (Donovan 9) 64; Juninho 3 (Donovan 10) 74; Gonzalez 1 (Donovan 11) 83) |
| Game #26 | 08/15/2012 | LA 1 at CLB 1 | T | Keane 11 (Franklin 3, Stephens 1) 64 |
| Game #27 | 08/26/2012 | LA 2 vs DAL 0 | W | Juninho 4 (Villarreal 1) 66; Dunivant 2 (Stephens 2, Keane 7) 84 |
| Game #28 | 09/01/2012 | LA 2 vs VAN 0 | W | Juninho 5 (Keane 8, Jimenez 2) 41; Beckham 7 (free kick) 79 |
| Game #29 | 09/14/2012 | LA 2 vs COL 0 | W | Keane 12 (Donovan 12, Sarvas 1) 15; Wilhelmsson 1 (Sarvas 2) 58 |
| Game #30 | 09/22/2012 | LA 4 vs TOR 2 | W | Juninho 6 (unassisted) 11; Juninho 7 (Franklin 4) 33; Keane 13 (Magee 4, Donovan 13) 36; Keane 14 (Donovan 14) 92+ |
| Game #31 | 09/30/2012 | LA 1 at COL 1 | T | Sarvas 2 (unassisted) 10 |
| Game #32 | 10/06/2012 | LA 1 vs RSL 2 | L | Keane 15 (Juninho 4) 17 |
| Game #33 | 10/21/2012 | LA 2 at SJ 2 | T | Keane 16 (unassisted) 59; Buddle 3 (Franklin 5) 69 |
| Game #34 | 10/28/2012 | LA 1 vs SEA 0 | W | Magee 5 (Keane 9) 83 |

# LA GALAXY –CUP COMPETITIONS – GAME-BY-GAME

| | | 2011/12 CONCACAF CHAMPIONS LEAGUE | | U.S. OPEN CUP | 2012/13 CONCACAF CHAMPIONS LEAGUE | | | |
|---|---|---|---|---|---|---|---|---|
| # | Player | QF1 | QF2 | 3R | Grp5 | Grp5 | Grp5 | Grp5 |
| | | TOR | TOR | CARO | MTPN | PRCO | PRCO | MTPN |
| | | 2-2 | 1-2 | 1-2 | 5-2 | 4-0 | 0-0 | 3-2 |
| 1 | Bill Gaudette | | | 90G | | | | |
| 2 | Todd Dunivant | 90D | 90D | | 90D | | | |
| 3 | David Junior Lopes | | | 90D | | | | |
| 4 | Omar Gonzalez | | | | 90D | | | |
| 5 | Sean Franklin | 90D | 72D | | 90D | 38 | | |
| 6 | Bryan Jordan | | | 46 | | | | 60D |
| 7 | Robbie Keane | 90F | 90F | | 70F | | | |
| 8 | Marcelo Sarvas | | | 90M | 85M | 8 | 24 | 30 |
| 9 | Chad Barrett | 3 | 6 | 65F | | | | |
| 10 | Landon Donovan | 90M | 90M | | | | 30 | |
| 11 | Pat Noonan | | | 90F | | 71M | 60F | 86F |
| 12 | Josh Saunders | 90G | 90G | | 90G | | | |
| 14 | Edson Buddle | 90F | 90F | | | 19 | 90F | |
| 15 | Dan Keat | | 18 | | | | | 4 |
| 16 | Hector Jimenez | | | 44M | 27 | 90D | 90D | 90M |
| 17 | Adam Cristman | | | | | | | |
| 18 | Mike Magee | 90M | 73M | 25 | 90M | | | |
| 19 | Juninho | 87M | 90M | | 90M | | 10 | |
| 20 | A.J. DeLaGarza | 90D | 90D | | 90D | | | |
| 21 | Tommy Meyer | | 84D | 90D | | 90D | 90D | 90D |
| 22 | Leonardo | | | 90D | | | | |
| 23 | David Beckham | 90M | 90M | | 80M | | | |
| 24 | Brian Perk | | | | | 90G | 90G | 90G |
| 25 | Rafael Garcia | | | 19 | | 90M | 90M | 90M |
| 26 | Michael Stephens | 3 | | 90M | 10 | 90M | 90M | 90M |
| 28 | Kyle Nakazawa | | | 90M | | | | |
| 29 | Andrew Boyens | 87D | | | | 90D | 90D | 90D |
| 30 | Paolo Cardozo | | 17 | | | | | |
| 32 | Jack McBean | | | | | 82F | | 90F |
| 33 | Jose Villarreal | | | | 63F | 52F | 66M | |
| 34 | Kenney Walker | | | | | 90M | 80M | 90M |
| 35 | Brian Gaul | | | 71D | 5 | 90D | 90D | |

CONCACAF CHAMPIONS LEAGUE 2011/12

| | | | | | |
|---|---|---|---|---|---|
| QF1 | 03/07/2012 | LA 2 at TOR 2 | T | Magee 29; Donovan 89 |
| QF2 | 03/14/2012 | LA 1 vs TOR 2 | L | own goal (Harden) 55 |

U.S. OPEN CUP

| | | | | |
|---|---|---|---|---|
| 3R | 05/29/2012 | LA 1 at CAROLN 2 | L | Noonan (Barrett) 38 |

CONCACAF CHAMPIONS LEAGUE 2012/13

| | | | | |
|---|---|---|---|---|
| Grp5 | 08/23/2012 | LA 5 vs METAPN 2 | W | own goal (Alvarado) 20; Keane 22; Beckham 46+; Juninho 82; Juninho 92+ |
| Grp5 | 08/29/2012 | LA 4 vs PRICO 0 | W | Meyer (Walker) 7; Villarreal (McBean) 46; McBean 80; Stephens 82 |
| Grp5 | 09/19/2012 | LA 0 at PRICO 0 | T | |
| Grp5 | 10/25/2012 | LA 3 at METAPN 2 | W | McBean (Gaul) 38; McBean (Gaul) 62; Stephens 80 |

# NEW YORK RED BULLS

## 2012 RECORD

| | GP | W-L-T | PTS | GF | GA |
|---|---|---|---|---|---|
| Red Bulls | 34 | 16-9-9 | 57 | 57 | 46 |

## RECORD at RED BULL ARENA

| GP | W-L-T | PTS | GF | GA |
|---|---|---|---|---|
| 17 | 11-2-4 | 37 | 34 | 18 |

## RECORD on road

| GP | W-L-T | PTS | GF | GA |
|---|---|---|---|---|
| 17 | 5-7-5 | 20 | 23 | 28 |

## RECORD at the half

| | W | L | T |
|---|---|---|---|
| LEADING | 9 | 0 | 0 |
| TIED | 7 | 2 | 9 |
| TRAILING | 0 | 7 | 0 |

## RECORD with the first goal

| | W | L | T |
|---|---|---|---|
| SCORING | 10 | 0 | 4 |
| CONCEDING | 6 | 9 | 4 |

## TEAM COMPARISONS

| | FOR | AGAINST |
|---|---|---|
| GOALS SCORED | 1.68 (3rd) | 1.35 (12th) |
| TOTAL SHOTS | 11.59 (17th) | 12.59 (6th) |
| SHOTS ON GOAL | 4.50 (10th) | 4.26 (8th) |
| SHOOTING ACCURACY | 38.8% (2nd) | 31.7% (13th) |
| SCORING %AGE | 14.5% (1st) | 10.8% (14th) |
| FOULS | 12.06 (14th) | 10.32 (19th) |
| CORNER KICKS | 4.35 (14th) | 4.23 (3rd) |
| OFFSIDE | 2.26 (11th) | 2.74 (13th) |

## GOALS SCORED IN GAME

| GP | 0 | 1 | 2 | 3 | 4+ | TOT | AVG |
|---|---|---|---|---|---|---|---|
| 34 | 6 | 13 | 6 | 5 | 4 | 57 | 1.68 |

## GOALS ALLOWED IN GAME

| GP | 0 | 1 | 2 | 3 | 4+ | TOT | AVG |
|---|---|---|---|---|---|---|---|
| 34 | 8 | 10 | 13 | 2 | 1 | 46 | 1.35 |

## GOALS BY INTERVALS

| | TOT | 0-15 | 16-30 | 31-45+ | 46-60 | 61-75 | 76-90+ |
|---|---|---|---|---|---|---|---|
| FOR | 57 | 11 | 9 | 8 | 7 | 8 | 14 |
| AGAINST | 46 | 12 | 7 | 7 | 5 | 9 | 6 |

## WHERE THE GOALS COME FROM

| | | *FOR* | *AGAINST* |
|---|---|---|---|
| GOALS SCORED | | 57 | 46 |
| MINUTES PER GOAL | | 54 | 67 |
| *HOW SCORED* | | | |
| | RIGHT FOOT | 33 | 22 |
| | LEFT FOOT | 12 | 13 |
| | HEADERS | 13 | 11 |
| | OTHER | 0 | 0 |
| *TYPE OF PLAY* | | | |
| | OPEN PLAY | 29 | 30 |
| | CROSS | 11 | 7 |
| | CORNER | 6 | 15 |
| | REBOUND | 3 | 1 |
| | PENALTIES | 3 | 1 |
| | DIRECT FROM FREE KICK | 2 | 0 |
| | FREE KICK (INDIRECT) | 2 | 2 |
| | OWN GOALS | 1 | 0 |
| *DISTANCE* | | | |
| | INSIDE GOAL AREA | 7 | 8 |
| | INSIDE PENALTY AREA | 42 | 33 |
| | OUTSIDE PENALTY AREA | 8 | 5 |

## PRIMARY TEAM

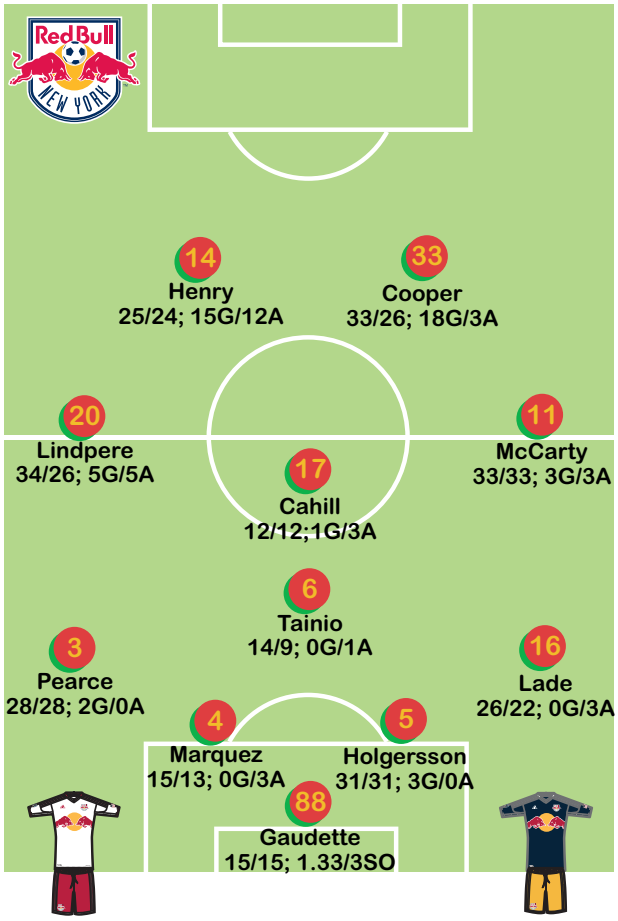

MLS CUP PLAYOFFS ★ 2012

# NEW YORK RED BULLS

| No. | Player | Pos | Ht | Wt | Birthdate | Birthplace | 2012 GP | 2012 GS | 2012 G | 2012 A | CAREER GP | CAREER GS | CAREER G | CAREER A |
|---|---|---|---|---|---|---|---|---|---|---|---|---|---|---|
| **2** | **Wilman Conde** | **DF** | 6-2 | 188 | 08/29/1982 | Cali, Colombia | 17 | 16 | 1 | 1 | 90 | 82 | 5 | 5 |
| *In his first season with New York, acquired before the start of the season. Spent 2007-10 with the Chicago Fire before moving to Atlas in Mexico for a year* | | | | | | | | | | | | | | |
| **3** | **Heath Pearce** | **DF** | 5-10 | 175 | 08/13/1984 | Modesto, CA | 28 | 28 | 2 | 0 | 92 | 89 | 2 | 10 |
| *Acquired from Chivas USA in a trade in May and can play all along the backline or in midfield. Came to MLS in 2009 after stints in Denmark and Germany.* | | | | | | | | | | | | | | |
| **4** | **Rafa Marquez** | **MF** | 6-0 | 166 | 02/13/1979 | Zamora, Mexico | 15 | 13 | 0 | 3 | 44 | 42 | 1 | 9 |
| *In second season with New York. Came from FC Barcelona after 6 seasons there. First Mexican to win the UEFA Champions League. Played in 3 World Cups.* | | | | | | | | | | | | | | |
| **5** | **Markus Holgersson** | **DF** | 6-2 | 174 | 04/16/1985 | Helsingborg, Sweden | 31 | 31 | 3 | 0 | 31 | 31 | 3 | 0 |
| *In his first season with New York after signing from Swedish club Helsingborg in the offseason.* | | | | | | | | | | | | | | |
| **6** | **Teemu Tainio** | **MF** | 5-9 | 157 | 11/27/1979 | Tornio, Finland | 14 | 9 | 0 | 1 | 42 | 37 | 0 | 3 |
| *Finnish international in his second season who has played in Netherlands, England, France and Finland.* | | | | | | | | | | | | | | |
| **7** | **Roy Miller** | **DF** | 6-2 | 170 | 11/24/1984 | San Jose, Costa Rica | 24 | 20 | 0 | 6 | 79 | 71 | 0 | 11 |
| *Costa Rican international in his third season with the Red Bulls. After starting his career in his homeland, moved to Norway, then to Sweden.* | | | | | | | | | | | | | | |
| **8** | **Jan Gunnar Solli** | **DF** | 6-0 | 185 | 04/19/1981 | Arendal, Norway | 24 | 21 | 3 | 5 | 55 | 52 | 3 | 12 |
| *Norwegian international in second MLS season. Played 10 seasons in his homeland, last with SK Brann. Won four domestic titles, with Brann and Rosenborg.* | | | | | | | | | | | | | | |
| **9** | **Sebastien Le Toux** | **FW** | 6-0 | 165 | 01/10/1984 | Mont-Saint-Aignan, France | 33 | 27 | 5 | 2 | 123 | 104 | 31 | 25 |
| *Acquired from Vancouver in a trade at midseason, after moving there following two years in Philadelphia where he scored 25 goals.* | | | | | | | | | | | | | | |
| **10** | **Lloyd Sam** | **MF** | 5-8 | 163 | 09/27/1984 | Leeds, England | 5 | 2 | 0 | 1 | 5 | 2 | 0 | 1 |
| *Signed in August after most recently playing for Notts County in England's League One. Began his professional career at age 18 with Charlton Athletic* | | | | | | | | | | | | | | |
| **11** | **Dax McCarty** | **MF** | 5-9 | 150 | 04/30/1987 | Winter Park, FL | 33 | 33 | 3 | 3 | 155 | 129 | 8 | 26 |
| *Acquired from D.C. United midway through the 2011 season and in his seventh MLS season. U.S. youth international; attended Univ. of North Carolina.* | | | | | | | | | | | | | | |
| **12** | **Jonathan Borrajo** | **DF** | 5-9 | 165 | 06/02/1987 | Clifton, NJ | 1 | 0 | 0 | 0 | 1 | 0 | 0 | 0 |
| *In his first season with the Red Bulls, after playing with Hamarkameratene in Norway in 2010-11. Played collegiately at George Mason Univ.* | | | | | | | | | | | | | | |
| **13** | **Digao** | **DF** | 6-4 | 183 | 10/14/1985 | Brasilia, Brazil | 0 | 0 | 0 | 0 | 0 | 0 | 0 | 0 |
| *Acquired from A.C. Milan, where he signed at age 19. Had loan stints with Rimini, Lecce and Crotone in Italy, Standard Liege (Belgium) and Penafiel (Portugal)* | | | | | | | | | | | | | | |
| **14** | **Thierry Henry** | **FW** | 6-2 | 183 | 08/17/1977 | Les Ulis, France | 25 | 24 | 15 | 12 | 62 | 61 | 31 | 19 |
| *FIFA World Cup winner (France), La Liga and UEFA Champions League winner (FC Barcelona), Premiership and FA Cup winner (Arsenal FC)* | | | | | | | | | | | | | | |
| **15** | **Tyler Ruthven** | **DF** | 6-2 | 180 | 07/18/1988 | Alpharetta, GA | 5 | 4 | 0 | 0 | 5 | 4 | 0 | 0 |
| *Signed with the Red Bulls in the offseason after one year with the NASL Atlanta Silverbacks. Played collegiately at Univ. of South Carolina.* | | | | | | | | | | | | | | |
| **16** | **Connor Lade** | **DF** | 5-6 | 145 | 11/16/1989 | Livingston, NJ | 26 | 22 | 0 | 3 | 26 | 22 | 0 | 3 |
| *In his first professional season, signing as a Home Grown Player after four seasons at St. John's Univ.* | | | | | | | | | | | | | | |
| **17** | **Tim Cahill** | **MF** | 5-10 | 150 | 12/06/1979 | Sydney, Australia | 12 | 12 | 1 | 3 | 12 | 12 | 1 | 3 |
| *Designated Player acquired in July from Everton FC, where he had played since 2004. Australian international who played in 2006 and 2010 World Cups.* | | | | | | | | | | | | | | |
| **18** | **Ryan Meara** | **GK** | 6-4 | 185 | 11/15/1990 | Yonkers, NY | 18 | 18 | 0 | 0 | 18 | 18 | 0 | 0 |
| *Earned starting goalkeeping job in preseason after being selected with the 31st overall selection in the 2012 SuperDraft out of Fordham Univ.* | | | | | | | | | | | | | | |
| **20** | **Joel Lindpere** | **MF** | 5-10 | 165 | 10/05/1981 | Tallinn, Estonia, USSR | 34 | 26 | 5 | 5 | 97 | 89 | 15 | 18 |
| *Estonian international in his third MLS season. After playing nearly a decade in his home country, he played in Bulgaria and Norway.* | | | | | | | | | | | | | | |
| **21** | **Corey Hertzog** | **FW** | 6-0 | 172 | 08/01/1990 | Reading, PA | 0 | 0 | 0 | 0 | 5 | 0 | 0 | 0 |
| *First-round pick (No. 13 overall) in 2011 SuperDraft out of Penn State Univ.* | | | | | | | | | | | | | | |
| **22** | **Stephen Keel** | **DF** | 6-0 | 175 | 04/11/1983 | Littleton, CO | 9 | 6 | 0 | 0 | 35 | 26 | 0 | 2 |
| *In his second season with the Red Bulls. Began his MLS career with Colorado in 2005, where he spent four years before moving to the USL Portland Timbers* | | | | | | | | | | | | | | |
| **24** | **Jeremy Vuolo** | **GK** | 6-3 | 196 | 09/05/1987 | Philadelphia, PA | 0 | 0 | 0 | 0 | 0 | 0 | 0 | 0 |
| *Acquired before the start of the season. Previously was with AC Oulu in Finland.* | | | | | | | | | | | | | | |
| **25** | **Brandon Barklage** | **DF** | 5-11 | 165 | 11/02/1986 | St. Louis, MO | 19 | 16 | 2 | 5 | 30 | 19 | 2 | 5 |
| *Moved to New York in offseason after three seasons at D.C. United. Selected in the 2009 SuperDraft after playing at Univ. of New Mexico and Saint Louis Univ.* | | | | | | | | | | | | | | |
| **27** | **Jhonny Arteaga** | **FW** | 5-11 | 170 | 11/24/1986 | Cali, Colombia | 5 | 0 | 0 | 0 | 5 | 0 | 0 | 0 |
| *Signed with the Red Bulls after playing 2011 with FC NewYork of USL Pro. Also played in Poland and collegiately at Dominican College.* | | | | | | | | | | | | | | |
| **31** | **Luis Robles** | **GK** | 5-11 | 180 | 05/11/1984 | Fort Huachuca, AZ | 4 | 4 | 0 | 0 | 4 | 4 | 0 | 0 |
| *Acquired as an allocation in August, after playing five seasons in Germany with FC Kaiserslautern and Karlsruher SC. Originally drafted by D.C. United in 2007* | | | | | | | | | | | | | | |
| **33** | **Kenny Cooper** | **FW** | 6-3 | 207 | 10/21/1984 | Baltimore, MD | 33 | 26 | 18 | 3 | 157 | 141 | 66 | 15 |
| *Led the Red Bulls in goals after moving from Portland in offseason. Returned to MLS after 2 seasons with 1860 Munich in Germany. Played four years at Dallas* | | | | | | | | | | | | | | |
| **44** | **Victor Palsson** | **MF** | 6-1 | 170 | 04/30/1991 | Reykjavik, Iceland | 16 | 4 | 0 | 0 | 16 | 4 | 0 | 0 |
| *Iceland youth international who joined the Red Bulls from Hibernian FC of the Scottish Premier League. Loaned to Dutch side NEC Nijmegen in August.* | | | | | | | | | | | | | | |
| **88** | **Bill Gaudette** | **GK** | 6-2 | 205 | 09/14/1981 | Hummelstown, PA | 15 | 15 | 0 | 0 | 32 | 31 | 0 | 0 |
| *Acquired from LA Galaxy in a July trade. Played with Columbus for 3 seasons before moving to Puerto Rico Islanders from 2008-10, then with Montréal last year* | | | | | | | | | | | | | | |
| **99** | **Jose Angulo** | **FW** | 5-11 | 185 | 01/13/1988 | Cali, Colombia | 0 | 0 | 0 | 0 | 0 | 0 | 0 | 0 |
| *In his fourth professional season, first in MLS, last with USL Pro Harrisburg City Islanders. Attended St. Benedict's Prep in New Jersey.* | | | | | | | | | | | | | | |

**HEAD COACH : Hans Backe** 02/14/1952 W41 L26 T31

## NEW YORK RED BULLS/METROSTARS PLAYOFF HISTORY

| vs. Team | No. of Series | Series W-L | GP | W-L-T | OT | ShO | GF | GA | Last Mtg. | Round | Series Result |
|---|---|---|---|---|---|---|---|---|---|---|---|
| Chicago | 1 | 0-1 | 3 | 1-2-0 | 0-0-0 | 0-0 | 4 | 6 | 2000 | Semifinals | Lost 6 pts. to 3 |
| Columbus | 2 | 0-2 | 3 | 0-3-0 | 0-0-0 | 0-1 | 5 | 9 | 2008 | MLS Cup '08 | Lost MLS Cup '08 |
| D.C. United | 3 | 0-3 | 7 | 1-5-1 | 0-0-0 | 1-0 | 4 | 11 | 2006 | Quarterfinals | Lost 1 games to 0 |
| FC Dallas | 2 | 2-0 | 3 | 3-0-0 | 1-0-0 | 0-0 | 6 | 2 | 2011 | Wild Card | Won 1 games to 0 |
| Los Angeles | 2 | 0-2 | 5 | 1-3-1 | 0-0-1 | 0-0 | 8 | 9 | 2011 | Quarterfinals | Lost 2 games to 0 |
| New England | 3 | 0-3 | 6 | 1-3-2 | 0-0-0 | 0-0 | 3 | 7 | 2007 | Quarterfinals | Lost 1 games to 0 |
| San Jose | 1 | 0-1 | 2 | 1-1-0 | 0-0-0 | 0-0 | 2 | 3 | 2010 | Quarterfinals | Lost Series Tie-Breaker |
| Real Salt Lake | 1 | 1-0 | 1 | 1-0-0 | 0-0-0 | 0-0 | 1 | 0 | 2008 | Semifinals | Won 1 games to 0 |
| Houston | 1 | 1-0 | 2 | 1-0-1 | 0-0-0 | 0-0 | 4 | 1 | 2008 | Quarterfinals | Won 1 games to 0 |
| TOTALS | 16 | 4-12 | 32 | 10-17-5 | 1-0-1 | 1-1 | 37 | 48 | | | |

## NEW YORK RED BULLS/METROSTARS – ALL-TIME POSTSEASON RESULTS

| DATE | OPPONENT | RESULT | ATT. | W-L-T | RD. | GOALS: |
|---|---|---|---|---|---|---|
| 09/24/1996 | D.C. United | W 3-2 | 14,416 | 1-0-0 | QTR | MET: De Avila (38) Savarese (75); DC: Diaz Arce (24) Moreno (56) |
| 09/27/1996 | at D.C. United | L 0-1 | 21,442 | 1-1-0 | QTR | DC: Etcheverry (72) |
| 10/02/1996 | at D.C. United | L 1-2 | 20,423 | 1-2-0 | QTR | MET: De Avila (86); DC: Rammel (67) Diaz Arce (89) |
| 09/30/1998 | at Columbus | L 3-5 | 10,996 | 0-1-0 | QTR | MET: Hurtado (53) Sorber (60) Joseph (80); CLB: McBride (9,12) Smith (33) Farrell (38) John (58) |
| 10/03/1998 | Columbus | L 1-2 | 11,686 | 0-2-0 | QTR | MET: Ramos (13); CLB: John (22) |
| 09/15/2000 | Dallas | W 2-1 (OT) | 14,868 | 1-0-0 | QTR | MET: Mathis (34) Valencia (100); DAL: Rhine (67) |
| 09/20/2000 | at Dallas | W 2-1 | 7,555 | 2-0-0 | QTR | MET: Mathis (53,81); DAL: J. Rodriguez (82) |
| 09/26/2000 | at Chicago | L 0-3 | 7,141 | 2-1-0 | SEM | CHI: Stoitchkov (21) Kovalenko (35) Razov (84) |
| 09/30/2000 | Chicago | W 2-0 | 15,476 | 3-1-0 | SEM | MET: Chung (40) Valencia (84) |
| 10/06/2000 | at Chicago | L 2-3 | 10,133 | 3-2-0 | SEM | MET: Valencia (32,36); CHI: Brown (3) Stoitchkov (31) Razov (88) |
| 09/23/2001 | at Los Angeles | T 1-1 (OT) | 11,580 | 0-0-1 | QTR | MET: Faria (29); LA: Caligiuri (63) |
| 09/26/2001 | Los Angeles | W 4-1 | 12,817 | 1-0-1 | QTR | MET: Faria (72,80) Chung (75) Valencia (83); LA: Victorine (4) |
| 09/29/2001 | at Los Angeles | L 2-4 (ST) | 6,154 | 1-1-1 | QTR | MET: Villegas (49,61); LA: Victorine (21,33) Frye (56) Cienfuegos (98) |
| 11/01/2003 | New England | L 0-2 | 10,211 | 0-1-0 | QTR | NE: Fabbro (17) Noonan (65) |
| 11/09/2003 | at New England | T 1-1 | 14,823 | 0-1-1 | QTR | MET: Guevara (45); NE: Noonan (21) |
| 10/23/2004 | D.C. United | L 0-2 | 11,161 | 0-1-0 | QTR | DC: Stewart (67) Eskandarian (88) |
| 10/30/2004 | at D.C. United | L 0-2 | 15,763 | 0-2-0 | QTR | DC: Moreno (85) Namoff (89) |
| 10/22/2005 | New England | W 1-0 | 10,003 | 1-0-0 | QTR | MET: Guevara (34) |
| 10/29/2005 | at New England | L 1-3 | 9,581 | 1-1-0 | QTR | MET: Djorkaeff (59); NE: Cancela (68) Noonan (73) Smith (83) |
| 10/21/2006 | D.C. United | L 0-1 | 8,630 | 0-1-0 | QTR | DC: Gomez (77) |
| 10/29/2006 | at D.C. United | T 1-1 | 21,455 | 0-1-1 | QTR | NY: Altidore (70); DC: Gomez (86) |
| 10/27/2007 | New England | T 0-0 | 14,165 | 0-0-1 | QTR | |
| 11/03/2007 | at New England | L 0-1 | 10,116 | 0-1-1 | QTR | NE: Twellman (64) |
| 11/01/2008 | Houston | T 1-1 | 11,578 | 0-0-1 | QTR | NY: Angel (48); HOU: Kamara (85) |
| 11/09/2008 | at Houston | W 3-0 | 30,053 | 1-0-1 | QTR | NY: Richards (25) Angel (36) Wolyniec (81) |
| 11/15/2008 | at Real Salt Lake | W 1-0 | 20,008 | 1-0-1 | SEM | NY: van den Bergh (28) |
| 11/23/2008 | at Columbus | L 1-3 | 27,000 | 2-1-1 | FIN | NY: Wolyniec (51); CLB: Moreno (31) Marshall (53) Hejduk (82) |
| 10/30/2010 | at San Jose | W 1-0 | 10,525 | 1-0-0 | QTR | NY: Lindpere (56) |
| 11/04/2010 | San Jose | L 1-3 | 22,839 | 1-1-0 | QTR | NY: Angel (78); SJ: Convey (6,76) Wondolowski (81) |
| 10/26/2011 | at FC Dallas | W 2-0 | 10,017 | 1-0-0 | WC | NY: Lindpere (61) Henry (90) |
| 10/30/2011 | Los Angeles | L 0-1 | 22,663 | 1-1-0 | QTR | LA: Magee (15) |
| 11/03/2011 | at Los Angeles | L 1-2 | 27,000 | 1-2-0 | QTR | NY: Rodgers (4); LA: Magee (42) Donovan (75) |

## CAREER POSTSEASON STATISTICS FOR CURRENT METROSTARS-N.Y. RED BULLS PLAYERS

| UNF | POS | PLAYER | GP | GS | MIN | G | A | SHT | SOG | PKG | PKA | SKG | SKA | FC | FS | OFF | CK | C | E |
|---|---|---|---|---|---|---|---|---|---|---|---|---|---|---|---|---|---|---|---|
| 2 | D | Wilman Conde | 7 | 6 | 565 | 1 | 0 | 4 | 2 | 0 | 0 | 1 | 1 | 12 | 5 | 0 | 0 | 0 | 0 |
| 33 | F | Kenny Cooper | 4 | 4 | 348 | 0 | 1 | 5 | 4 | 0 | 0 | 0 | 0 | 14 | 6 | 0 | 0 | 0 | 0 |
| 14 | F | Thierry Henry | 4 | 3 | 276 | 1 | 1 | 13 | 4 | 0 | 0 | 0 | 0 | 8 | 4 | 3 | 0 | 2 | 0 |
| 22 | D | Stephen Keel | 3 | 3 | 270 | 0 | 0 | 1 | 1 | 0 | 0 | 0 | 0 | 1 | 1 | 0 | 0 | 0 | 0 |
| 9 | F | Sebastien Le Toux | 4 | 2 | 218 | 1 | 0 | 2 | 1 | 0 | 0 | 0 | 0 | 1 | 1 | 1 | 8 | 0 | 0 |
| 20 | M | Joel Lindpere | 5 | 5 | 446 | 2 | 0 | 13 | 6 | 0 | 0 | 0 | 0 | 7 | 7 | 1 | 10 | 0 | 0 |
| 4 | M | Rafa Marquez | 4 | 4 | 360 | 0 | 0 | 12 | 3 | 0 | 0 | 0 | 0 | 5 | 11 | 0 | 10 | 0 | 1 |
| 11 | M | Dax McCarty | 7 | 6 | 524 | 1 | 0 | 8 | 3 | 0 | 0 | 0 | 0 | 6 | 7 | 0 | 0 | 0 | 0 |
| 7 | D | Roy Miller | 5 | 5 | 450 | 0 | 0 | 4 | 0 | 0 | 0 | 0 | 0 | 6 | 0 | 0 | 0 | 1 | 0 |
| 8 | M | Jan Gunnar Solli | 2 | 2 | 169 | 0 | 0 | 1 | 0 | 0 | 0 | 0 | 0 | 3 | 0 | 0 | 0 | 1 | 1 |
| 6 | M | Teemu Tainio | 3 | 3 | 196 | 0 | 0 | 1 | 0 | 0 | 0 | 0 | 0 | 7 | 1 | 0 | 0 | 0 | 0 |

## ALL-TIME NEW YORK POSTSEASON STATISTICS (10-17-5, 33 PTS.)

| PLAYER | GP | GS | MIN | G | A |
|---|---|---|---|---|---|
| Adolfo Valencia | 8 | 8 | 714 | 5 | 4 |
| Clint Mathis | 9 | 7 | 708 | 3 | 2 |
| Rodrigo Faria | 3 | 3 | 274 | 3 | 1 |
| Juan Pablo Angel | 8 | 8 | 694 | 3 | 0 |
| Mark Chung | 8 | 8 | 748 | 2 | 2 |
| Petter Villegas | 8 | 8 | 712 | 2 | 2 |
| Antony De Avila | 3 | 3 | 270 | 2 | 1 |
| Amado Guevara | 8 | 8 | 720 | 2 | 1 |
| John Wolyniec | 10 | 8 | 701 | 2 | 1 |
| Joel Lindpere | 5 | 5 | 446 | 2 | 0 |
| Dane Richards | 11 | 11 | 976 | 1 | 3 |
| Miles Joseph | 5 | 4 | 391 | 1 | 2 |
| Mike Sorber | 2 | 2 | 180 | 1 | 2 |
| Youri Djorkaeff | 3 | 3 | 270 | 1 | 1 |
| Thierry Henry | 4 | 3 | 276 | 1 | 1 |
| Jozy Altidore | 4 | 4 | 360 | 1 | 0 |
| Eduardo Hurtado | 2 | 2 | 180 | 1 | 0 |
| Tab Ramos | 9 | 8 | 746 | 1 | 0 |
| Luke Rodgers | 2 | 2 | 170 | 1 | 0 |
| Giovanni Savarese | 5 | 1 | 175 | 1 | 0 |
| Dave van den Bergh | 6 | 6 | 525 | 1 | 0 |
| Alex Comas | 5 | 2 | 194 | 0 | 2 |
| Roberto Donadoni | 3 | 3 | 270 | 0 | 2 |
| Daniel Hernandez | 3 | 3 | 288 | 0 | 2 |
| Mike Petke | 9 | 9 | 785 | 0 | 2 |
| Juan Agudelo | 3 | 2 | 200 | 0 | 1 |
| Mehdi Ballouchy | 5 | 2 | 223 | 0 | 1 |
| Sergio Galvan Rey | 4 | 2 | 250 | 0 | 1 |
| Gilmar | 2 | 1 | 73 | 0 | 1 |
| Roy Myers | 5 | 4 | 364 | 0 | 1 |
| Ross Paule | 3 | 2 | 186 | 0 | 1 |
| Sinisa Ubiparipovic | 6 | 4 | 315 | 0 | 1 |
| Jeff Agoos | 2 | 2 | 180 | 0 | 0 |
| Chris Albright | 2 | 2 | 174 | 0 | 0 |
| Pedro Alvarez | 2 | 0 | 35 | 0 | 0 |
| Mike Ammann | 2 | 2 | 180 | 0 | 0 |
| Stephane Auvray | 1 | 0 | 74 | 0 | 0 |
| Edgar Bartolomeu | 1 | 0 | 19 | 0 | 0 |
| Andrew Boyens | 2 | 2 | 180 | 0 | 0 |
| Michael Bradley | 2 | 2 | 180 | 0 | 0 |
| Pablo Brenes | 2 | 2 | 170 | 0 | 0 |
| Nicola Caricola | 2 | 2 | 164 | 0 | 0 |
| Danny Cepero | 4 | 4 | 360 | 0 | 0 |
| Ricardo Clark | 4 | 4 | 360 | 0 | 0 |
| Jon Conway | 4 | 4 | 360 | 0 | 0 |
| Ramiro Corrales | 1 | 0 | 14 | 0 | 0 |
| Bouna Coundoul | 2 | 2 | 180 | 0 | 0 |
| Cristian da Silva | 2 | 1 | 110 | 0 | 0 |
| Joey DiGiamarino | 1 | 1 | 71 | 0 | 0 |
| Francis Doe | 1 | 1 | 68 | 0 | 0 |
| Thomas Dooley | 2 | 1 | 77 | 0 | 0 |
| Mike Duhaney | 2 | 2 | 180 | 0 | 0 |
| Todd Dunivant | 2 | 2 | 180 | 0 | 0 |
| Gilberto Flores | 1 | 1 | 30 | 0 | 0 |
| Hunter Freeman | 2 | 2 | 180 | 0 | 0 |
| Eddie Gaven | 6 | 5 | 495 | 0 | 0 |
| Ted Gillen | 1 | 1 | 33 | 0 | 0 |
| Cornell Glen | 2 | 1 | 125 | 0 | 0 |
| Kevin Goldthwaite | 4 | 4 | 360 | 0 | 0 |
| Paul Grafer | 3 | 3 | 280 | 0 | 0 |
| Taylor Graham | 2 | 0 | 2 | 0 | 0 |
| Jeremy Hall | 2 | 0 | 7 | 0 | 0 |
| Rhett Harty | 3 | 3 | 183 | 0 | 0 |
| Chris Henderson | 2 | 0 | 49 | 0 | 0 |
| Jason Hernandez | 2 | 2 | 180 | 0 | 0 |
| Tim Howard | 3 | 3 | 288 | 0 | 0 |
| Salou Ibrahim | 1 | 0 | 6 | 0 | 0 |
| Diego Jimenez | 4 | 4 | 360 | 0 | 0 |
| Rob Johnson | 3 | 0 | 100 | 0 | 0 |
| Steve Jolley | 10 | 10 | 928 | 0 | 0 |
| Andrzej Juskowiak | 1 | 1 | 60 | 0 | 0 |
| Macoumba Kandji | 2 | 0 | 14 | 0 | 0 |
| Stephen Keel | 3 | 3 | 270 | 0 | 0 |
| Brian Kelly | 1 | 1 | 45 | 0 | 0 |
| Matt Knowles | 3 | 1 | 178 | 0 | 0 |
| Dema Kovalenko | 4 | 4 | 359 | 0 | 0 |
| Alexi Lalas | 2 | 2 | 180 | 0 | 0 |
| Jacob LeBlanc | 1 | 0 | 13 | 0 | 0 |
| Chris Leitch | 9 | 8 | 719 | 0 | 0 |
| Mark Lisi | 6 | 3 | 352 | 0 | 0 |
| Mike Magee | 3 | 1 | 89 | 0 | 0 |
| Rafael Marquez | 4 | 4 | 360 | 0 | 0 |
| Lothar Matthaus | 5 | 5 | 460 | 0 | 0 |
| Dax McCarty | 2 | 2 | 123 | 0 | 0 |
| Carlos Mendes | 11 | 9 | 804 | 0 | 0 |
| Tony Meola | 7 | 7 | 630 | 0 | 0 |
| Roy Miller | 5 | 5 | 450 | 0 | 0 |
| Mike Nugent | 1 | 0 | 34 | 0 | 0 |
| Arley Palacios | 2 | 2 | 180 | 0 | 0 |
| Jeff Parke | 6 | 6 | 540 | 0 | 0 |
| Orlando Perez | 3 | 3 | 288 | 0 | 0 |
| Juan Pietravallo | 2 | 0 | 20 | 0 | 0 |
| Eddie Pope | 4 | 4 | 360 | 0 | 0 |
| Ante Razov | 1 | 0 | 5 | 0 | 0 |
| Tim Ream | 5 | 5 | 450 | 0 | 0 |
| Tim Regan | 1 | 1 | 75 | 0 | 0 |
| Claudio Reyna | 2 | 2 | 112 | 0 | 0 |
| Carl Robinson | 1 | 0 | 1 | 0 | 0 |
| Jorge Rojas | 2 | 0 | 79 | 0 | 0 |
| Jim Rooney | 1 | 1 | 45 | 0 | 0 |
| Frank Rost | 3 | 3 | 270 | 0 | 0 |
| Luke Sassano | 4 | 4 | 341 | 0 | 0 |
| Markus Schopp | 2 | 2 | 131 | 0 | 0 |
| Mark Semioli | 3 | 0 | 71 | 0 | 0 |
| Steve Shak | 2 | 0 | 6 | 0 | 0 |
| Damian Silvera | 2 | 1 | 149 | 0 | 0 |
| Jan Gunnar Solli | 2 | 2 | 169 | 0 | 0 |
| Diego Sonora | 2 | 2 | 146 | 0 | 0 |
| Seth Stammler | 6 | 6 | 540 | 0 | 0 |
| Teemu Tainio | 3 | 3 | 196 | 0 | 0 |
| Joselito Vaca | 1 | 0 | 15 | 0 | 0 |
| Marcelo Vega | 1 | 1 | 75 | 0 | 0 |
| Peter Vermes | 3 | 3 | 270 | 0 | 0 |
| Joe Vide | 1 | 1 | 77 | 0 | 0 |
| Jonny Walker | 4 | 4 | 360 | 0 | 0 |
| Billy Walsh | 10 | 6 | 611 | 0 | 0 |
| Richie Williams | 4 | 4 | 325 | 0 | 0 |
| A.J. Wood | 2 | 2 | 96 | 0 | 0 |
| Marvell Wynne | 2 | 2 | 179 | 0 | 0 |
| Jeff Zaun | 3 | 3 | 211 | 0 | 0 |
| Craig Ziadie | 2 | 2 | 103 | 0 | 0 |
| Team totals | 32 | 32 | 2908 | 37 | 38 |
| Opponent totals | 32 | 32 | 2908 | 48 | 58 |

METROSTARS-RED BULLS INDIVIDUAL GOALKEEPING

| GOALKEEPER | GP | GS | SV | GA | GAA | SO |
|---|---|---|---|---|---|---|
| Jon Conway | 4 | 4 | 13 | 3 | 0.75 | 1 |
| Danny Cepero | 4 | 4 | 17 | 4 | 1.00 | 2 |
| Frank Rost | 3 | 3 | 12 | 3 | 1.00 | 1 |
| Mike Ammann | 2 | 2 | 7 | 3 | 1.50 | 1 |
| Bouna Coundoul | 2 | 2 | 7 | 3 | 1.50 | 1 |
| Paul Grafer | 3 | 3 | 8 | 5 | 1.61 | 0 |
| Jonny Walker | 4 | 4 | 14 | 7 | 1.75 | 0 |
| Tim Howard | 3 | 3 | 16 | 6 | 1.88 | 0 |
| Tony Meola | 7 | 7 | 34 | 14 | 2.00 | 1 |
| Team totals | 32 | 32 | 129 | 48 | 1.49 | 7 |
| Opponent totals | 32 | 32 | 121 | 37 | 1.15 | 9 |

## NEW YORK RED BULLS INDIVIDUAL HIGH GAMES (2012)

Goals
3 Thierry Henry 03/31/2012 vs. MTL W 5-2

Assists
3 Thierry Henry 09/29/2012 vs. TOR W 4-1

Shots
8 Thierry Henry 09/15/2012 vs. CLB W 3-1

Shots on Goal
5 Kenny Cooper 07/21/2012 vs. PHI W 2-0

Fouls Committed
6 Dane Richards 05/13/2012 at PHI W 3-2

Fouls Suffered
5 Dax McCarty 08/29/2012 at DC T 2-2

Offside
5 Kenny Cooper 05/05/2012 at LA W 1-0

Saves
7 Ryan Meara 04/07/2012 at CLB W 4-1

Shots Faced
8 Ryan Meara 04/07/2012 at CLB W 4-1

Goals Allowed
4 Ryan Meara 04/22/2012 at DC L 1-4

## TEAM HIGH GAMES (2012)

Goals
5 03/31/2012 vs. MTL W 5-2

Assists
7 09/29/2012 vs. TOR W 4-1

Shots
21 09/29/2012 vs. TOR W 4-1

Shots on Goal
9 06/24/2012 vs. DC W 3-2
9 09/29/2012 vs. TOR W 4-1

Fouls Committed
20 03/25/2012 vs. COL W 4-1

Fouls Suffered
14 04/14/2012 vs. SJ T 2-2
14 05/13/2012 at PHI W 3-2
14 08/26/2012 at KC T 1-1

Corner Kicks
9 03/11/2012 at DAL L 1-2
9 10/20/2012 vs. KC T 0-0

Offside
8 05/23/2012 vs. CHV T 1-1

Saves
7 04/07/2012 at CLB W 4-1

Shots Faced
9 07/08/2012 at NE L 0-2

Goals Allowed
4 04/22/2012 at DC L 1-4

## TEAM LOW GAMES (2012)

Shots
3 08/26/2012 at KC T 1-1

Shots on Goal
0 08/26/2012 at KC T 1-1

Fouls Committed
3 04/22/2012 at DC L 1-4

Fouls Suffered
5 07/18/2012 vs. CHI W 1-0

Corner Kicks
0 08/26/2012 at KC T 1-1

Offside
0 7 times

Saves
0 06/20/2012 at VAN T 1-1
0 07/18/2012 vs. CHI W 1-0

Shots Faced
1 06/20/2012 at VAN T 1-1
1 07/18/2012 vs. CHI W 1-0
1 10/20/2012 vs. KC T 0-0

## NEW YORK RED BULLS INDIVIDUAL POSTSEASON HIGH GAMES (1996-2011)

Goals
2 4 times - last
2 Petter Villegas 09/29/2001 at LA L 2-4

Assists
2 Mike Sorber 09/30/1998 at CLB L 3-5
2 Alex Comas 10/06/2000 at CHI L 2-3
2 Daniel Hernandez 09/26/2001 vs. LA W 4-1

Shots
6 Clint Mathis 09/20/2000 at DAL W 2-1
6 Mark Chung 09/26/2001 vs. LA W 4-1
6 Rodrigo Faria 09/26/2001 vs. LA W 4-1
6 Thierry Henry 10/26/2011 at DAL W 2-0

Shots on Goal
5 Clint Mathis 09/20/2000 at DAL W 2-1

Fouls Committed
6 Adolfo Valencia 09/30/2000 vs. CHI W 2-0
6 Alex Comas 10/06/2000 at CHI L 2-3
6 Amado Guevara 10/21/2006 vs. DC L 0-1

Fouls Suffered
7 Cornell Glen 10/23/2004 vs. DC L 0-2
7 Jozy Altidore 10/29/2006 at DC T 1-1

Offside
5 Adolfo Valencia 10/06/2000 at CHI L 2-3

Saves
9 Tim Howard 09/23/2001 at LA T 1-1

Shots Faced
11 Tony Meola 10/29/2005 at NE L 1-3

Goals Allowed
5 Tony Meola 09/30/1998 at CLB L 3-5

## TEAM POSTSEASON HIGH GAMES (1996-2011)

Goals
4 09/26/2001 vs. LA W 4-1

Assists
5 09/26/2001 vs. LA W 4-1

Shots
23 11/04/2010 vs. SJ L 1-3

Shots on Goal
9 09/26/2000 at CHI L 0-3
9 09/26/2001 vs. LA W 4-1
9 11/01/2003 vs. NE L 0-2

Fouls Committed
31 10/03/1998 vs. CLB L 1-1

Fouls Suffered
27 11/01/2003 vs. NE L 0-2

Corner Kicks
12 11/03/2007 at NE L 0-1

Offside
5 09/26/2000 at CHI L 0-3
5 10/06/2000 at CHI L 2-3
5 10/22/2005 vs. NE W 1-0

Saves
9 10/02/1996 at DC L 1-2
9 09/23/2001 at LA T 1-1

Shots Faced
11 4 times – last:
11 10/29/2005 at NE L 1-3

Goals Allowed
5 09/30/1998 at CLB L 3-5

## TEAM POSTSEASON LOW GAMES (1996-2011)

Shots
7 11/09/2008 at HOU W 3-0

Shots on Goal
1 11/23/2008 at CLB L 1-3

Fouls Committed
6 09/24/1996 vs. DC W 2-2

Fouls Suffered
4 11/15/2008 at RSL W 1-0

Corner Kicks
0 09/23/2001 at LA T 1-1

Offside
0 09/30/1998 at CLB L 3-5
0 09/29/2001 at LA L 2-4
0 10/21/2006 vs. DC L 0-1
0 11/01/2008 vs. HOU T 1-1

Saves
1 09/15/2000 vs. DAL W 2-1
1 09/26/2001 vs. LA W 4-1
1 10/29/2006 at DC T 1-1
1 10/30/2011 vs. LA L 0-1

Shots Faced
2 10/29/2006 at DC T 1-1
2 10/30/2011 vs. LA L 0-1

## 2012 NEW YORK RED BULLS STATISTICS (16-9-9, 57 pts.)

| UNF | POS | PLAYER | GP | GS | MIN | G | A | SHT | SOG | FC | FS | OFF | CK | C | E |
|---|---|---|---|---|---|---|---|---|---|---|---|---|---|---|---|
| 33 | F | Kenny Cooper | 33 | 26 | 2505 | 18 | 3 | 84 | 46 | 37 | 28 | 20 | 2 | 3 | 0 |
| 14 | F | Thierry Henry | 25 | 24 | 2108 | 15 | 12 | 88 | 37 | 18 | 26 | 24 | 70 | 5 | 0 |
| 20 | M | Joel Lindpere | 34 | 26 | 2385 | 5 | 5 | 28 | 12 | 33 | 30 | 4 | 31 | 5 | 0 |
| 9 | F | Sebastien Le Toux (TOT) | 33 | 27 | 2522 | 5 | 2 | 34 | 16 | 17 | 24 | 18 | 15 | 0 | 0 |
| 9 | F | Sebastien Le Toux (NY) | 14 | 9 | 876 | 1 | 1 | 13 | 4 | 10 | 7 | 6 | 6 | 0 | 0 |
| 8 | D | Jan Gunnar Solli | 24 | 21 | 1865 | 3 | 5 | 16 | 9 | 16 | 10 | 1 | 0 | 2 | 0 |
| 11 | M | Dax McCarty | 33 | 33 | 2918 | 3 | 3 | 40 | 10 | 40 | 57 | 3 | 8 | 6 | 0 |
| 5 | D | Markus Holgersson | 31 | 31 | 2790 | 3 | 0 | 11 | 5 | 23 | 16 | 0 | 0 | 2 | 0 |
| 25 | D | Brandon Barklage | 19 | 16 | 1360 | 2 | 5 | 9 | 2 | 20 | 7 | 0 | 12 | 1 | 0 |
| 3 | D | Heath Pearce (TOT) | 28 | 28 | 2504 | 2 | 0 | 7 | 4 | 9 | 20 | 0 | 4 | 1 | 0 |
| 3 | D | Heath Pearce (NY) | 18 | 18 | 1604 | 2 | 0 | 4 | 3 | 7 | 10 | 0 | 0 | 1 | 0 |
| 17 | M | Tim Cahill | 12 | 12 | 1080 | 1 | 3 | 24 | 8 | 26 | 20 | 2 | 0 | 2 | 0 |
| 10 | M | *Mehdi Ballouchy | 16 | 10 | 850 | 1 | 2 | 13 | 3 | 17 | 17 | 0 | 9 | 3 | 0 |
| 19 | M | *Dane Richards | 17 | 17 | 1482 | 1 | 2 | 17 | 6 | 39 | 14 | 9 | 1 | 7 | 0 |
| 2 | D | Wilman Conde | 17 | 16 | 1433 | 1 | 1 | 7 | 1 | 27 | 6 | 0 | 0 | 3 | 0 |
| 7 | D | Roy Miller | 24 | 20 | 1662 | 0 | 6 | 6 | 0 | 14 | 14 | 1 | 0 | 2 | 0 |
| 16 | D | Connor Lade | 26 | 22 | 2088 | 0 | 3 | 8 | 2 | 27 | 20 | 3 | 0 | 4 | 1 |
| 4 | M | Rafa Marquez | 15 | 13 | 987 | 0 | 3 | 6 | 1 | 15 | 19 | 0 | 2 | 3 | 0 |
| 10 | M | Lloyd Sam | 5 | 2 | 164 | 0 | 1 | 5 | 1 | 5 | 3 | 2 | 1 | 1 | 0 |
| 6 | M | Teemu Tainio | 14 | 9 | 782 | 0 | 1 | 4 | 0 | 11 | 9 | 0 | 0 | 2 | 0 |
| 17 | F | *Juan Agudelo | 4 | 1 | 179 | 0 | 0 | 6 | 3 | 5 | 3 | 1 | 0 | 0 | 0 |
| 27 | F | Jhonny Arteaga | 5 | 0 | 17 | 0 | 0 | 0 | 0 | 1 | 0 | 0 | 0 | 0 | 0 |
| 12 | D | Jonathan Borrajo | 1 | 0 | 74 | 0 | 0 | 0 | 0 | 1 | 0 | 0 | 0 | 0 | 0 |
| 88 | G | Bill Gaudette (TOT) | 15 | 15 | 1350 | 0 | 0 | 0 | 0 | 1 | 5 | 0 | 0 | 2 | 0 |
| 88 | G | Bill Gaudette (NY) | 12 | 12 | 1080 | 0 | 0 | 0 | 0 | 0 | 5 | 0 | 0 | 1 | 0 |
| 22 | D | Stephen Keel | 9 | 6 | 501 | 0 | 0 | 0 | 0 | 3 | 2 | 1 | 0 | 1 | 0 |
| 18 | G | Ryan Meara | 18 | 18 | 1620 | 0 | 0 | 0 | 0 | 0 | 3 | 0 | 0 | 1 | 0 |
| 44 | M | Victor Palsson | 16 | 4 | 463 | 0 | 0 | 3 | 0 | 12 | 2 | 0 | 1 | 3 | 1 |
| 31 | G | Luis Robles | 4 | 4 | 360 | 0 | 0 | 0 | 0 | 0 | 1 | 0 | 0 | 0 | 0 |
| 15 | D | Tyler Ruthven | 5 | 4 | 379 | 0 | 0 | 2 | 0 | 3 | 1 | 0 | 0 | 1 | 0 |
| 99 | F | Jose Angulo | 0 | 0 | 0 | 0 | 0 | 0 | 0 | 0 | 0 | 0 | 0 | 0 | 0 |
| 13 | D | Digao | 0 | 0 | 0 | 0 | 0 | 0 | 0 | 0 | 0 | 0 | 0 | 0 | 0 |
| 21 | F | Corey Hertzog | 0 | 0 | 0 | 0 | 0 | 0 | 0 | 0 | 0 | 0 | 0 | 0 | 0 |
| 24 | G | Jeremy Vuolo | 0 | 0 | 0 | 0 | 0 | 0 | 0 | 0 | 0 | 0 | 0 | 0 | 0 |
| | | Own-goals received | | | | 1 | | | | | | | | | |
| | | Team totals | 34 | 34 | 3060 | 57 | 56 | 394 | 153 | 410 | 351 | 77 | 148 | 59 | 2 |
| | | Opponent totals | 34 | 34 | 3060 | 46 | 49 | 428 | 153 | 351 | 410 | 93 | 144 | 42 | 1 |

GAME-WINNING GOALS: Kenny Cooper 7, Thierry Henry 3, Jan Gunnar Solli 1, Dane Richards 1
Heath Pearce 1, Dax McCarty 1, Joel Lindpere 1, Markus Holgersson 1
GAME-WINNING ASSISTS: Thierry Henry 3, Jan Gunnar Solli 2, Connor Lade 2, Lloyd Sam 1, Roy Miller 1
Dax McCarty 1, Rafa Marquez 1, Joel Lindpere 1, Sebastien Le Toux 1
Kenny Cooper 1, Tim Cahill 1
PENALTY KICK GOALS/ATTEMPTS: Kenny Cooper 3-3

NEW YORK RED BULLS INDIVIDUAL GOALKEEPING

| UNF | POS | GOALKEEPER | GP | GS | MIN | SHTS | SV | GA | GAA | PG | PA | W | L | T | SO |
|---|---|---|---|---|---|---|---|---|---|---|---|---|---|---|---|
| 31 | G | Luis Robles | 4 | 4 | 360 | 12 | 9 | 3 | 0.75 | 0 | 0 | 2 | 1 | 1 | 2 |
| 88 | G | Bill Gaudette (TOT) | 15 | 15 | 1350 | 62 | 38 | 20 | 1.33 | 1 | 1 | 5 | 5 | 5 | 3 |
| 88 | G | Bill Gaudette (NY) | 12 | 12 | 1080 | 51 | 31 | 16 | 1.33 | 0 | 0 | 5 | 3 | 4 | 3 |
| 18 | G | Ryan Meara | 18 | 18 | 1620 | 90 | 59 | 27 | 1.50 | 1 | 1 | 9 | 5 | 4 | 3 |
| | | Team totals | 34 | 34 | 3060 | 153 | 99 | 46 | 1.35 | 1 | 1 | 16 | 9 | 9 | 8 |
| | | Opponent totals | 34 | 34 | 3060 | 153 | 94 | 57 | 1.68 | 3 | 3 | 9 | 16 | 9 | 6 |

* = Played with other teams in 2012. Only New York Red Bulls statistics listed here.

## NEW YORK RED BULLS 2012 SCHEDULE

| DAY | DATE | OPPONENT | RESULT | ATT. | W-L-T | POS. | PTS | NOTES: |
|---|---|---|---|---|---|---|---|---|
| Sun. | Mar. 11 | at FC Dallas | L 1-2 | 20,906 | 0-1-0 | T3 | 0 | NY: Cooper (78); DAL: Loyd (11) Villar (61) |
| Sat. | Mar. 17 | at Real Salt Lake | L 0-2 | 16,738 | 0-2-0 | T5 | 0 | RSL: Espindola (39) Gil (58) |
| Sun. | Mar. 25 | Colorado | W 4-1 | 21,024 | 1-2-0 | T4 | 3 | NY: Henry (3,53) Cooper (6,89); COL: Cummings (77) |
| Sat. | Mar. 31 | Montreal | W 5-2 | 13,415 | 2-2-0 | T2 | 6 | NY: Henry (28,56,89) Cooper (48+) Ballouchy (72); MTL: Nyassi (18) Mapp (38) |
| Sat. | Apr. 7 | at Columbus | W 4-1 | 11,516 | 3-2-0 | 2 | 9 | NY: Cooper (3,13) Henry (40,90); CLB: Marshall (89) |
| Sat. | Apr. 14 | San Jose | T 2-2 | 17,114 | 3-2-1 | 2 | 10 | NY: Cooper (5) McCarty (22); SJ: Baca (15) Wondolowski (35) |
| Sun. | Apr. 22 | at D.C. United | L 1-4 | 13,262 | 3-3-1 | 0 | 10 | NY: Henry (72); DC: Pontius (8,32,69) DeLeon (36) |
| Sat. | Apr. 28 | New England | W 1-0 | 18,152 | 4-3-1 | 3 | 13 | NY: Henry (7) |
| Sat. | May 5 | at Los Angeles | W 1-0 | 27,000 | 5-3-1 | 3 | 16 | NY: Lindpere (19) |
| Wed. | May 9 | Houston | W 1-0 | 11,315 | 6-3-1 | 2 | 19 | NY: Cooper (7) |
| Sun. | May 13 | at Philadelphia | W 3-2 | 18,193 | 7-3-1 | 2 | 22 | NY: Lindpere (17) Holgersson (68) Cooper (78); PHI: Pajoy (31,46) |
| Sat. | May 19 | at Montreal | W 2-1 | 20,373 | 8-3-1 | 1 | 25 | NY: Cooper (37) Richards (67); MTL: Corradi (22) |
| Wed. | May 23 | Chivas USA | T 1-1 | 13,919 | 8-3-2 | 1 | 26 | NY: Cooper (56); CHV: Angel (47) |
| Sun. | June 17 | at Chicago | L 1-3 | 18,526 | 8-4-2 | 3 | 26 | NY: McCarty (55); CHI: Nyarko (4) Segares (68) Rolfe (81) |
| Wed. | June 20 | at Vancouver | T 1-1 | 20,060 | 8-4-3 | 3 | 27 | NY: Pearce (86); VAN: Bonjour (75) |
| Sun. | June 24 | D.C. United | W 3-2 | 25,187 | 9-4-3 | T1 | 30 | NY: Barklage (20,47+) Solli (55); DC: Pontius (0:31,66) |
| Sat. | June 30 | at Toronto FC | T 1-1 | 20,071 | 9-4-4 | 1 | 31 | NY: Solli (4); TOR: Koevermans (6) |
| Sun. | July 8 | at New England | L 0-2 | 14,373 | 9-5-4 | 3 | 31 | NE: Nguyen (24) Bengtson (84) |
| Sun. | July 15 | Seattle | T 2-2 | 19,414 | 9-5-5 | 3 | 32 | NY: Le Toux (24) Lindpere (61); SEA: Fernandez (16) Montero (67) |
| Wed. | July 18 | Chicago | W 1-0 | 15,814 | 10-5-5 | 2 | 35 | NY: Henry (71) |
| Sat. | July 21 | Philadelphia | W 2-0 | 21,842 | 11-5-5 | 1 | 38 | NY: Cooper (43,58) |
| Sat. | July 28 | at Montreal | L 1-3 | 19,441 | 11-6-5 | 1 | 38 | NY: Henry (57); MTL: Di Vaio (48) Arnaud (50) Nyassi (74) |
| Fri. | Aug. 3 | at Houston | L 0-2 | 22,039 | 11-7-5 | 2 | 38 | HOU: Taylor (2) Carr (28) |
| Fri. | Aug. 10 | Houston | W 2-0 | 15,730 | 12-7-5 | 1 | 41 | NY: Holgersson (61) Solli (92+) |
| Sun. | Aug. 19 | Portland | W 3-2 | 19,043 | 13-7-5 | 2 | 44 | NY: Cooper (42) Cahill (45) Pearce (83); POR: Dike (8) Nagbe (32) |
| Sun. | Aug. 26 | at Sporting KC | T 1-1 | 18,491 | 13-7-6 | 2 | 45 | NY: own goal (28); KC: Kamara (4) |
| Wed. | Aug. 29 | at D.C. United | T 2-2 | 10,303 | 13-7-7 | 2 | 46 | NY: Lindpere (19) Conde (88); DC: DeLeon (21) De Rosario (68) |
| Sat. | Sept. 15 | Columbus | W 3-1 | 17,134 | 14-7-7 | 3 | 49 | NY: Henry (9,93+) McCarty (79); CLB: Mirosevic (3) |
| Wed. | Sept. 19 | Sporting KC | L 0-2 | 10,286 | 14-8-7 | 3 | 49 | KC: Sapong (12) Kamara (19) |
| Sat. | Sept. 22 | at New England | T 1-1 | 24,364 | 14-8-8 | 3 | 50 | NY: Lindpere (91+); NE: Barnes (95+) |
| Sat. | Sept. 29 | Toronto FC | W 4-1 | 25,017 | 15-8-8 | T2 | 53 | NY: Holgersson (13) Cooper (27,88) Henry (93+); TOR: Johnson (6) |
| Sat. | Oct. 6 | Chicago | L 0-2 | 21,157 | 15-9-8 | 4 | 53 | CHI: MacDonald (65,78) |
| Sat. | Oct. 20 | Sporting KC | T 0-0 | 25,219 | 15-9-9 | 4 | 54 | |
| Sat. | Oct. 27 | at Philadelphia | W 3-0 | 18,533 | 16-9-9 | 0 | 57 | NY: Cooper (13,66) Henry (35) |

## NEW YORK RED BULLS – GAME-BY-GAME

| # | Player | 1 DAL 1-2 | 2 RSL 0-2 | 3 COL 4-1 | 4 MTL 5-2 | 5 CLB 4-1 | 6 SJ 2-2 | 7 DC 1-4 | 8 NE 1-0 | 9 LA 1-0 | 10 HOU 1-0 | 11 PHI 3-2 | 12 MTL 2-1 | 13 CHV 1-1 | 14 CHI 1-3 | 15 VAN 1-1 | 16 DC 3-2 | 17 TOR 1-1 | 18 NE 0-2 | 19 SEA 2-2 | 20 CHI 1-0 | 21 PHI 2-0 | 22 MTL 1-3 | 23 HOU 0-2 | 24 HOU 2-0 | 25 POR 3-2 | 26 KC 1-1 | 27 DC 2-2 | 28 CLB 3-1 | 29 KC 0-2 | 30 NE 1-1 | 31 TOR 4-1 | 32 CHI 0-2 | 33 KC 0-0 | 34 PHI 3-0 |
|---|---|---|---|---|---|---|---|---|---|---|---|---|---|---|---|---|---|---|---|---|---|---|---|---|---|---|---|---|---|---|---|---|---|---|---|
| 2 | Wilman Conde | | | 90D | 90D | | | | | | | | | | 90D | | | 82D | 90D | 69 | 87D | 90D | 90D | 70D | | | 90D | 90D | 90D | 90D | 90D | 90D | 45D | | |
| 3 | Heath Pearce | | | | | | | | | | | | 90D | 90D | 90M | 90D | 90D | 89D | | | | | | 90D | 90D | 90D | 90D | 90D | 90D | 90D | 90D | 90D | 75D | 90D | 90D |
| 4 | Rafa Marquez | | | 90M | 45M | 90M | 90M | | | | | 90M | | 90M | | | 87D | | | 21D | | | | | 4 | | | | 60M | 90M | 35M | | 15 | 90D | 90D |
| 5 | Markus Holgersson | 90D | 90D | 90D | 90D | 90D | 90D | 90D | 90D | 90D | 90D | 90D | 90D | 90D | 90D | 90D | | | | 90D | 90D | 90D | 90D | 90D | 90D | 90D | 90D | 90D | 90D | 90D | 90D | 90D | 90D | 90D | 90D |
| 6 | Teemu Tainio | 90M | 45M | | 45 | | | | | | | | | | | | | | | | | | | 45M | 11 | 17 | 90M | 75M | 30 | 74M | 79M | 1 | | 90M | 90M |
| 7 | Roy Miller | 90D | 90D | 90D | 90D | 90D | 59D | | | | 3 | 90D | 90D | 90D | 45D | 90D | 76D | 1 | 90D | 90D | 90D | 90D | 90D | 90D | 90D | 36D | 1 | | | | | | | | 1 |
| 8 | Jan Gunnar Solli | 90D | 90D | 90D | 90D | 90D | 90D | 90D | | 82M | 87M | | | | 90M | 90M | 90M | 90M | | | | | 90D | 55M | 12 | 90M | 89M | 83M | 68M | | 90M | 32 | 71M | | 26 |
| 9 | Sebastien Le Toux | | | | | | | | | | | | | | | | | | | 90F | 90F | 90M | 90M | 90F | 78M | 90F | 90M | 15 | 13 | 16 | 89F | | 19 | | 16 |
| 10 | Mehdi Ballouchy | 4 | 45 | 5 | 21 | 90M | 61M | 45M | 85M | 77M | 45M | 54M | | | 45 | | 90M | | 90M | | 90M | 3 | | | | | | | | | | | | | |
| 10 | Lloyd Sam | | | | | | | | | | | | | | | | | | | | | | | | | | | 7 | | 21 | 1 | 58M | | 77M | |
| 11 | Dax McCarty | 86M | 90M | 90M | 89M | 90M | 90M | 90M | 90M | 90M | 90M | 90M | 90M | 90M | 89M | 90M | 90M | 90M | 90M | 90M | 90M | 90M | 90M | | 90M | 90M | 90M | 90M | 90M | 45M | 90M | 90M | 90M | 90M | 89M |
| 12 | Jonathan Borrajo | | | | | | | | | | | | | | | | | | | | | 74 | | | | | | | | | | | | | |
| 13 | Digao | | | | | | | | | | | | | | | | | | | | | | | | | | | | | | | | | | |
| 13 | Ryan Maduro | | | | | | | | | | | | | | | | | | | | | | | | | | | | | | | | | | |
| 14 | Thierry Henry | 90F | 90F | 90F | 90M | 90F | 90F | 90F | 25F | | | | | 90F | | | 21 | 90F | | 90M | 82F | 90F | 90F | 90F | 90F | 90F | | 90F | 90F | 90F | | 90F | 90F | 90F | 90F |
| 15 | Tyler Ruthven | | | | | | | 45 | 90D | 90D | 90D | 64D | | | | | | | | | | | | | | | | | | | | | | | |
| 16 | Connor Lade | | | | | | 31 | 90D | 90D | 90D | 90D | | 90M | | 19 | 90M | 90M | 90D | 90M | 90M | 29 | 90M | 90M | 90M | 90D | 90D | 90D | 90D | 90D | 90D | 74D | | 45 | 90D | 90D |
| 17 | Juan Agudelo | 90F | | | | | | | | 8 | 45 | 36 | | | | | | | | | | | | | | | | | | | | | | | |
| 17 | Tim Cahill | | | | | | | | | | | | | | | | | | | | | | | 90M | 90M | 90M | 90M | 90F | 90M | 90F | 90F | 90M | 90M | 90M | 90M |
| 18 | Ryan Meara | 90G | 90G | 90G | 90G | 90G | 90G | 90G | 90G | 90G | 90G | 90G | 90G | 90G | 90G | 90G | 90G | 90G | 90G | | | | | | | | | | | | | | | | |
| 19 | Dane Richards | 63M | 90M | 89M | 90M | 80M | 89M | 81M | 90M | 90M | 90M | 90M | 90M | 90M | 90F | 90M | | 90M | 90M | | | | | | | | | | | | | | | | |
| 20 | Joel Lindpere | 77M | 90M | 85M | 69M | 10 | 29 | 45 | 90M | 90M | 90M | 90M | 90M | 90M | 90M | 89M | 69M | 79M | 90M | 90M | 90M | 87M | 79M | 20 | 79M | 73M | 20 | 83M | 22 | 69M | 55 | 89M | 90M | 13 | 64M |
| 21 | Corey Hertzog | | | | | | | | | | | | | | | | | | | | | | | | | | | | | | | | | | |
| 22 | Stephen Keel | 90D | 90D | | | 90D | 90D | 45D | | | | | | | | | 3 | 8 | 82D | | 3 | | | | | | | | | | | | | | |
| 24 | Jeremy Vuolo | | | | | | | | | | | | | | | | | | | | | | | | | | | | | | | | | | |
| 25 | Brandon Barklage | | | 1 | 1 | | | | 90D | 90D | 90D | 90D | 90D | 90D | 71D | 90D | 90D | 90D | 90D | 90D | 90D | 16D | | | | | | | | | 11 | 90D | 90D | | |
| 27 | Jhonny Arteaga | | | | | | | 9 | 5 | | 1 | | 1 | | | 1 | | | | | | | | | | | | | | | | | | | |
| 31 | Luis Robles | | | | | | | | | | | | | | | | | | | | | | | | | | | | | | | 90G | 90G | 90G | 90G |
| 33 | Kenny Cooper | 27 | 45 | 90F | 90F | 90F | 90F | 90F | 90F | 90F | 89F | 90F | 89F | 90F | 90F | 89F | 90F | 90F | 90F | 90F | 8 | 90F | 90F | 35 | 86F | 54 | 70F | 7 | 77F | 45 | | 90F | 90F | 90F | 74F |
| 44 | Victor Palsson | 13 | 45M | | | | 1 | 90M | 65 | 13 | | 26 | 58M | | 1 | 1 | 14 | 11 | 8 | | 61M | | 11 | 45 | | | | | | | | | | | |
| 88 | Bill Gaudette | | | | | | | | | | | | | | | | | | | 90G | 90G | 90G | 90G | 90G | 90G | 90G | 90G | 90G | 90G | 90G | 90G | | | | |
| 99 | Jose Angulo | | | | | | | | | | | | | | | | | | | | | | | | | | | | | | | | | | |

"00" = minutes played
F/M/D/G = starting position

Played for other teams:

| | |
|---|---|
| Heath Pearce | played 900 minutes for CHV |
| Sebastien Le Toux | played 1646 minutes for VAN |
| Bill Gaudette | played 270 minutes for LA |

## NEW YORK RED BULLS – GAME-BY-GAME LOG

| | | | | |
|---|---|---|---|---|
| Game #1 | 03/11/2012 | NY 1 at DAL 2 | L | Cooper 1 (Henry 1) 78 |
| Game #2 | 03/17/2012 | NY 0 at RSL 2 | L | |
| Game #3 | 03/25/2012 | NY 4 vs COL 1 | W | Henry 1 (unassisted) 3; Cooper 2 (Henry 2) 6; Henry 2 (Conde 1) 53; Cooper 3 (Miller 1) 89 |
| Game #4 | 03/31/2012 | NY 5 vs MTL 2 | W | Henry 3 (Marquez 1) 28; Cooper 4 (penalty kick) 48+; Henry 4 (McCarty 1) 56; Ballouchy 1 (Henry 3, Solli 1) 72; Henry 5 (unassisted) 89 |
| Game #5 | 04/07/2012 | NY 4 at CLB 1 | W | Cooper 5 (Henry 4) 3; Cooper 6 (unassisted) 13; Henry 6 (Miller 2) 40; Henry 7 (Lindpere 1) 90 |
| Game #6 | 04/14/2012 | NY 2 vs SJ 2 | T | Cooper 7 (Henry 5, Miller 3) 5; McCarty 1 (Cooper 1, Richards 1) 22 |
| Game #7 | 04/22/2012 | NY 1 at DC 4 | L | Henry 8 (free kick) 72 |
| Game #8 | 04/28/2012 | NY 1 vs NE 0 | W | Henry 9 (Lade 1) 7 |
| Game #9 | 05/05/2012 | NY 1 at LA 0 | W | Lindpere 1 (Solli 2) 19 |
| Game #10 | 05/09/2012 | NY 1 vs HOU 0 | W | Cooper 8 (unassisted) 7 |
| Game #11 | 05/13/2012 | NY 3 at PHI 2 | W | Lindpere 2 (Ballouchy 1, Miller 4) 17; Holgersson 1 (Barklage 1) 68; Cooper 9 (Marquez 2) 78 |
| Game #12 | 05/19/2012 | NY 2 at MTL 1 | W | Cooper 10 (penalty kick) 37; Richards 1 (unassisted) 67 |
| Game #13 | 05/23/2012 | NY 1 vs CHV 1 | T | Cooper 11 (Richards 2, Barklage 2) 56 |
| Game #14 | 06/17/2012 | NY 1 at CHI 3 | L | McCarty 2 (Ballouchy 2) 55 |
| Game #15 | 06/20/2012 | NY 1 at VAN 1 | T | Pearce 1 (Lindpere 2) 86 |
| Game #16 | 06/24/2012 | NY 3 vs DC 2 | W | Barklage 1 (Lindpere 3) 20; Barklage 2 (unassisted) 47+; Solli 1 (unassisted) 55 |
| Game #17 | 06/30/2012 | NY 1 at TOR 1 | T | Solli 2 (Barklage 3) 4 |
| Game #18 | 07/08/2012 | NY 0 at NE 2 | L | |
| Game #19 | 07/15/2012 | NY 2 vs SEA 2 | T | Le Toux 5 (unassisted) 24; Lindpere 3 (Barklage 4) 61 |
| Game #20 | 07/18/2012 | NY 1 vs CHI 0 | W | Henry 10 (Le Toux 2) 71 |
| Game #21 | 07/21/2012 | NY 2 vs PHI 0 | W | Cooper 12 (Lade 2, Lindpere 4) 43; Cooper 13 (Henry 6, Lade 3) 58 |
| Game #22 | 07/28/2012 | NY 1 at MTL 3 | L | Henry 11 (Lindpere 5, Miller 5) 57 |
| Game #23 | 08/03/2012 | NY 0 at HOU 2 | L | |
| Game #24 | 08/10/2012 | NY 2 vs HOU 0 | W | Holgersson 2 (Cahill 1, Miller 6) 61; Solli 3 (Henry 7, Cahill 2) 92+ |
| Game #25 | 08/19/2012 | NY 3 vs POR 2 | W | Cooper 14 (Solli 3, McCarty 2) 42; Cahill 1 (unassisted) 45; Pearce 2 (Solli 4, Cooper 2) 83 |
| Game #26 | 08/26/2012 | NY 1 at KC 1 | T | own goal (Kamara) 28 |
| Game #27 | 08/29/2012 | NY 2 at DC 2 | T | Lindpere 4 (Henry 8, Tainio 1) 19; Conde 1 (unassisted) 88 |
| Game #28 | 09/15/2012 | NY 3 vs CLB 1 | W | Henry 12 (Marquez 3) 9; McCarty 3 (Henry 9) 79; Henry 13 (unassisted) 93+ |
| Game #29 | 09/19/2012 | NY 0 vs KC 2 | L | |
| Game #30 | 09/22/2012 | NY 1 at NE 1 | T | Lindpere 5 (Cahill 3) 91+ |
| Game #31 | 09/29/2012 | NY 4 vs TOR 1 | W | Holgersson 3 (Henry 10) 13; Cooper 15 (Henry 11, Sam 1) 27; Cooper 16 (Henry 12, Solli 5) 88; Henry 14 (Cooper 3, Barklage 5) 93+ |
| Game #32 | 10/06/2012 | NY 0 vs CHI 2 | L | |
| Game #33 | 10/20/2012 | NY 0 vs KC 0 | T | |
| Game #34 | 10/27/2012 | NY 3 at PHI 0 | W | Cooper 17 (penalty kick) 13; Henry 15 (unassisted) 35; Cooper 18 (McCarty 3) 66 |

## NEW YORK RED BULLS –CUP COMPETITIONS – GAME-BY-GAME

| # | Player | U.S. OPEN CUP 3R CHAS 3-0 | 4R HBRG 1-3 |
|---|---|---|---|
| 2 | Wilman Conde | 90D | 120D |
| 3 | Jonathan Borrajo | 13 | 5 |
| 4 | Rafa Marquez | | |
| 5 | Markus Holgersson | 90D | 120D |
| 6 | Teemu Tainio | | |
| 7 | Roy Miller | | |
| 8 | Jan Gunnar Solli | 74M | 120M |
| 10 | Mehdi Ballouchy | 90M | 120M |
| 11 | Dax McCarty | 88M | 117M |
| 12 | Heath Pearce | 90D | 120D |
| 13 | Ryan Maduro | 2 | |
| 14 | Thierry Henry | | |
| 15 | Tyler Ruthven | | |
| 16 | Connor Lade | 90M | 120M |
| 17 | Juan Agudelo | | |
| 18 | Ryan Meara | 90G | 120G |
| 19 | Dane Richards | | |
| 20 | Joel Lindpere | | |
| 21 | Corey Hertzog | | |
| 22 | Stephen Keel | | 3 |
| 24 | Jeremy Vuolo | | |
| 25 | Brandon Barklage | 77D | 115D |
| 27 | Jhonny Arteaga | 90F | 120F |
| 33 | Kenny Cooper | 90F | 120F |
| 44 | Victor Palsson | 16 | |
| 99 | Jose Angulo | | |

U.S. OPEN CUP

| | | | | | | |
|---|---|---|---|---|---|---|
| 3R | 05/29/2012 | NY 3 | at CHASTN 0 | W | Cooper (Ballouchy) 14; Pearce (McCarty) 41; Lade (Solli ) 70 |
| 3R | 06/05/2012 | NY 1 | at HARBRG 3 | L | Lade (unassisted) 59 |

# REAL SALT LAKE

## 2012 RECORD

| | GP | W-L-T | PTS | GF | GA |
|---|---|---|---|---|---|
| Real | 34 | 17-11-6 | 57 | 46 | 35 |

## RECORD at RIO TINTO STADIUM

| GP | W-L-T | PTS | GF | GA |
|---|---|---|---|---|
| 17 | 11-4-2 | 35 | 27 | 15 |

## RECORD on road

| GP | W-L-T | PTS | GF | GA |
|---|---|---|---|---|
| 17 | 6-7-4 | 22 | 19 | 20 |

## RECORD at the half

| | W | L | T |
|---|---|---|---|
| LEADING | 11 | 1 | 0 |
| TIED | 6 | 6 | 5 |
| TRAILING | 0 | 4 | 1 |

## RECORD with the first goal

| | W | L | T |
|---|---|---|---|
| SCORING | 14 | 1 | 0 |
| CONCEDING | 3 | 10 | 1 |

## TEAM COMPARISONS

| | FOR | AGAINST |
|---|---|---|
| GOALS SCORED | 1.35 (7th) | 1.03 (3rd) |
| TOTAL SHOTS | 12.26 (14th) | 11.24 (2nd) |
| SHOTS ON GOAL | 4.44 (11th) | 3.65 (3rd) |
| SHOOTING ACCURACY | 36.2% (6th) | 28.2% (7th) |
| SCORING %AGE | 11.0% (7th) | 9.2% (6th) |
| FOULS | 13.06 (4th) | 11.47 (15th) |
| CORNER KICKS | 4.29 (15th) | 5.00 (12th) |
| OFFSIDE | 2.65 (7th) | 2.11 (7th) |

## GOALS SCORED IN GAME

| GP | 0 | 1 | 2 | 3 | 4+ | TOT | AVG |
|---|---|---|---|---|---|---|---|
| 34 | 11 | 8 | 8 | 6 | 1 | 46 | 1.35 |

## GOALS ALLOWED IN GAME

| GP | 0 | 1 | 2 | 3 | 4+ | TOT | AVG |
|---|---|---|---|---|---|---|---|
| 34 | 14 | 10 | 7 | 2 | 1 | 35 | 1.03 |

## GOALS BY INTERVALS

| | TOT | 0-15 | 16-30 | 31-45+ | 46-60 | 61-75 | 76-90+ |
|---|---|---|---|---|---|---|---|
| FOR | 46 | 6 | 4 | 7 | 11 | 5 | 13 |
| AGAINST | 35 | 0 | 5 | 4 | 5 | 12 | 9 |

## WHERE THE GOALS COME FROM

| | | *FOR* | *AGAINST* |
|---|---|---|---|
| GOALS SCORED | | 46 | 35 |
| MINUTES PER GOAL | | 67 | 87 |
| *HOW SCORED* | | | |
| | RIGHT FOOT | 21 | 18 |
| | LEFT FOOT | 15 | 8 |
| | HEADERS | 10 | 9 |
| | OTHER | 0 | 0 |
| *TYPE OF PLAY* | | | |
| | OPEN PLAY | 21 | 17 |
| | CROSS | 11 | 8 |
| | CORNER | 2 | 6 |
| | REBOUND | 1 | 0 |
| | PENALTIES | 4 | 2 |
| | DIRECT FROM FREE KICK | 3 | 0 |
| | FREE KICK (INDIRECT) | 2 | 2 |
| | OWN GOALS | 2 | 0 |
| *DISTANCE* | | | |
| | INSIDE GOAL AREA | 6 | 6 |
| | INSIDE PENALTY AREA | 35 | 27 |
| | OUTSIDE PENALTY AREA | 5 | 2 |

## PRIMARY TEAM

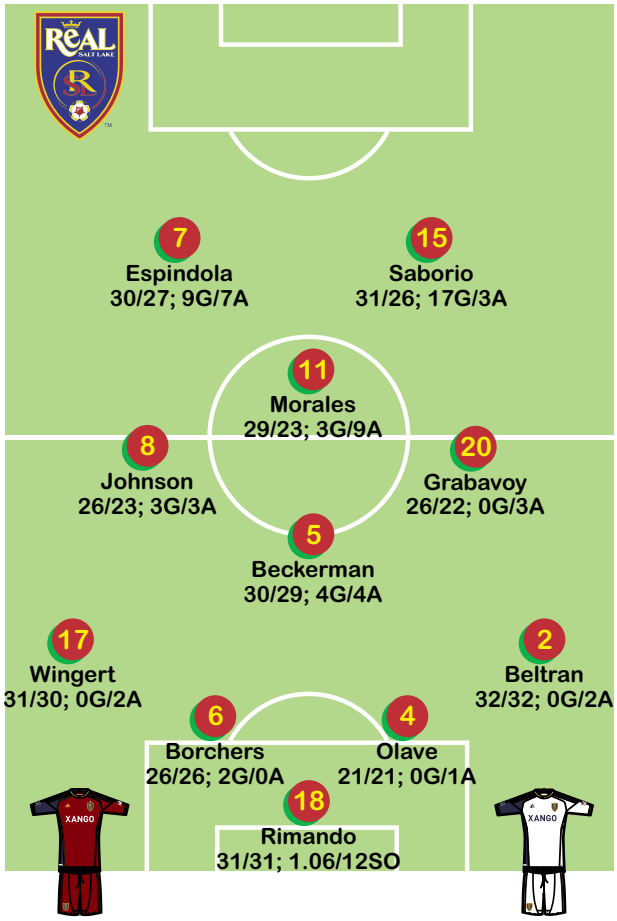

MLS CUP PLAYOFFS ★ 2012

# REAL SALT LAKE

| No. | Player | Pos | Ht | Wt | Birthdate | Birthplace | 2012 GP | 2012 GS | 2012 G | 2012 A | CAREER GP | CAREER GS | CAREER G | CAREER A |
|---|---|---|---|---|---|---|---|---|---|---|---|---|---|---|
| **1** | **Eduardo Fernandez** | **GK** | 6-3 | 170 | 12/16/1992 | Guadalajara, Mexico | 0 | 0 | 0 | 0 | 0 | 0 | 0 | 0 |
| *Signed as the club's third Home Grown Player in January out of the RSL-Arizona Academy. Father played professionally in Mexico* | | | | | | | | | | | | | | |
| **2** | **Tony Beltran** | **DF** | 5-8 | 150 | 10/11/1987 | Claremont, CA | 32 | 32 | 0 | 2 | 110 | 99 | 0 | 5 |
| *Has become a regular at either outside back position. First-round selection (No. 3 overall) in 2008 SuperDraft out of UCLA* | | | | | | | | | | | | | | |
| **3** | **Kwame Watson-Siriboe** | **DF** | 6-3 | 196 | 11/13/1986 | Chino Hills, CA | 12 | 10 | 0 | 0 | 22 | 17 | 0 | 0 |
| *Acquired from the Chicago Fire in a trade in June. Started MLS career in 2010 out of Univ, of Connecticut* | | | | | | | | | | | | | | |
| **4** | **Jamison Olave** | **DF** | 6-3 | 210 | 04/21/1981 | Medellin, Colombia | 21 | 21 | 0 | 1 | 120 | 119 | 10 | 2 |
| *In his fifth MLS season. Named 2010 MLS Defender of the Year, and to MLS Best Xi in 2010 and '11. Moved to MLS from Deportivo Cali* | | | | | | | | | | | | | | |
| **5** | **Kyle Beckerman** | **MF** | 5-11 | 165 | 04/23/1982 | Crofton, MD | 30 | 29 | 4 | 4 | 299 | 270 | 28 | 37 |
| *U.S. international in his 13th MLS season, his sixth with Real. Also played with Colorado and Miami. Holds down the anchor role in the midfield.* | | | | | | | | | | | | | | |
| **6** | **Nat Borchers** | **DF** | 6-2 | 175 | 04/13/1981 | Tucson, AZ | 26 | 26 | 2 | 0 | 228 | 227 | 10 | 4 |
| *Returned to MLS from Odd Grenland (Norway) for 2008 season. Spent three seasons with Colorado after going undrafted. Member of 2010 MLS Best XI* | | | | | | | | | | | | | | |
| **7** | **Fabian Espindola** | **FW** | 5-9 | 160 | 05/04/1985 | Buenos Aires, Argentina | 30 | 27 | 9 | 7 | 125 | 104 | 35 | 17 |
| *Now in his sixth season and second stint with RSL. Came to club after playing with SD Quito in Ecuador; spent part of 2009 in Venezuela* | | | | | | | | | | | | | | |
| **8** | **Will Johnson** | **MF** | 5-10 | 155 | 01/21/1987 | Toronto, Ontario, Canada | 26 | 23 | 3 | 3 | 120 | 105 | 10 | 8 |
| *Canadian international who returned to MLS in 2008 after a year in England and two in Holland. Started career with Chicago in 2005* | | | | | | | | | | | | | | |
| **11** | **Javier Morales** | **MF** | 5-9 | 165 | 01/10/1980 | Buenos Aires, Argentina | 29 | 23 | 3 | 9 | 127 | 115 | 20 | 43 |
| *Returned to full duty following a devastating ankle injury last April. In his sixth MLS season after playing professionally in Spain and Argentina* | | | | | | | | | | | | | | |
| **12** | **Emiliano Bonfigli** | **FW** | 5-10 | 148 | 02/23/1989 | Bahia Blanca, Argentina | 10 | 1 | 1 | 0 | 10 | 1 | 1 | 0 |
| *2012 Supplemental Draft selection after playing with Almagro (Argentina) and Manta FC (Ecuador)* | | | | | | | | | | | | | | |
| **13** | **Justin Braun** | **FW** | 6-3 | 195 | 03/31/1987 | Salt Lake City, UT | 14 | 6 | 0 | 1 | 110 | 78 | 24 | 13 |
| *Local product acquired in a July trade with Montréal. Played four seasons with Chivas USA after being discovered in a Utah amateur league* | | | | | | | | | | | | | | |
| **14** | **Yordany Alvarez** | **MF** | 5-10 | 165 | 05/24/1985 | Cienfuegos, Cuba | 15 | 5 | 0 | 0 | 20 | 9 | 0 | 0 |
| *One-time Cuban international in his second season at RSL. Acquired on loan from USL PRO Orlando City SC in 2011* | | | | | | | | | | | | | | |
| **15** | **Alvaro Saborio** | **FW** | 6-0 | 170 | 03/25/1982 | San Carlos, Costa Rica | 31 | 26 | 17 | 3 | 81 | 71 | 40 | 9 |
| *Costa Rican international who has hit for double-digits in each of his three MLS seasons. Acquired from FC Sion in Switzerland* | | | | | | | | | | | | | | |
| **16** | **Nico Muniz** | **MF** | 5-10 | 155 | 10/18/1992 | Albuquerque, NM | 0 | 0 | 0 | 0 | 0 | 0 | 0 | 0 |
| *Signed as a Home Grown Player in 2011 from the RSL-Arizona Academy* | | | | | | | | | | | | | | |
| **17** | **Chris Wingert** | **DF** | 5-10 | 170 | 06/16/1982 | Babylon, NY | 31 | 30 | 0 | 2 | 218 | 186 | 1 | 13 |
| *Now in his ninth MLS season, his fifth with Real. Won M.A.C. Hermann Trophy at St. John's. Made his full U.S. debut in 2009* | | | | | | | | | | | | | | |
| **18** | **Nick Rimando** | **GK** | 5-9 | 184 | 06/17/1979 | Montclair, CA | 31 | 31 | 0 | 0 | 319 | 319 | 0 | 6 |
| *Set then all-time MLS record with 0.67 GAA in 2010. In his 13th season; has also played for Miami and D.C. United. Regular call-in to U.S. national team* | | | | | | | | | | | | | | |
| **19** | **Enzo Martinez** | **MF** | 5-7 | 160 | 09/29/1990 | Montevideo, Uruguay | 0 | 0 | 0 | 0 | 0 | 0 | 0 | 0 |
| *First-round selection (No. 17 overall) in 2012 SuperDraft out of Univ. of North Carolina, where he won NCAA College Cup* | | | | | | | | | | | | | | |
| **20** | **Ned Grabavoy** | **MF** | 5-7 | 150 | 07/01/1983 | Joliet, IL | 26 | 22 | 0 | 3 | 188 | 139 | 8 | 20 |
| *In his ninth MLS season, his fourth with RSL. Also played with LA Galaxy, Columbus and San Jose. A second-round selection in 2004 SuperDraft* | | | | | | | | | | | | | | |
| **21** | **Luis Gil** | **MF** | 5-8 | 150 | 11/14/1993 | Garden Grove, CA | 29 | 19 | 1 | 3 | 54 | 33 | 3 | 3 |
| *U.S. youth international picked up in a trade with Kansas City before start of 2010 season* | | | | | | | | | | | | | | |
| **22** | **Jonny Steele** | **MF** | 6-0 | 180 | 02/07/1986 | Larne, Northern Ireland | 28 | 11 | 2 | 2 | 28 | 11 | 2 | 2 |
| *Came to the USA in 2005, signed first MLS contract with RSL before season. Played with Carolina (NASL) in 2011; named USL-1 MVP in 2008 with Puerto Rico* | | | | | | | | | | | | | | |
| **23** | **Paulo Junior** | **FW** | 5-7 | 158 | 01/23/1989 | Teresina, Brazil | 22 | 12 | 2 | 2 | 36 | 17 | 4 | 6 |
| *Originally acquired on loan from Miami FC in 2010. Began career in his homeland with Ituano FC (Serie C) in 2008* | | | | | | | | | | | | | | |
| **24** | **Kyle Reynish** | **GK** | 6-3 | 193 | 11/03/1983 | Valencia, CA | 3 | 3 | 0 | 0 | 8 | 7 | 0 | 0 |
| *Fourth-round selection in 2007 Supplemental Draft out of California-Santa Barbara who is in his sixth season with RSL* | | | | | | | | | | | | | | |
| **25** | **David Viana** | **MF** | 5-8 | 160 | 01/22/1992 | Strasbourg, France | 2 | 0 | 0 | 0 | 2 | 0 | 0 | 0 |
| *Signed by RSL at midseason after a season with Atletico Madrid C. Former Portugal youth international.* | | | | | | | | | | | | | | |
| **26** | **Sebastian Velasquez** | **MF** | 5-11 | 155 | 02/11/1991 | Medellin, Colombia | 9 | 5 | 0 | 0 | 9 | 5 | 0 | 0 |
| *Second-round selection (No. 36 overall) in 2012 SuperDraft out of Spartanburg Methodist junior college* | | | | | | | | | | | | | | |
| **28** | **Chris Schuler** | **DF** | 6-4 | 185 | 09/09/1987 | St. Louis, MO | 13 | 9 | 0 | 1 | 34 | 26 | 2 | 1 |
| *All-purpose defender in his third MLS season after being selected in the third round of the 2009 SuperDraft out of Creighton Univ.* | | | | | | | | | | | | | | |
| **29** | **Kenny Mansally** | **MF** | 5-10 | 165 | 01/27/1989 | Banjul, Gambia | 5 | 4 | 0 | 0 | 94 | 51 | 7 | 5 |
| *Gambian international signed in May following his release by New England, where he played five seasons in a wide role. Has figured more at fullback with Real* | | | | | | | | | | | | | | |

**HEAD COACH : Jason Kreis** 12/29/1972 W74 L61 T49

## REAL SALT LAKE PLAYOFF HISTORY

| vs. Team | No. of Series | Series W-L | GP | W-L-T | OT | ShO | GF | GA | Last Mtg. | Round | Series Result |
|---|---|---|---|---|---|---|---|---|---|---|---|
| Chicago | 1 | 1-0 | 1 | 1-0-0 | 1-0-0 | 1-0 | 0 | 0 | 2009 | Semifinals | Won 1 games to 0 |
| Columbus | 1 | 1-0 | 2 | 2-0-0 | 0-0-0 | 0-0 | 4 | 2 | 2009 | Quarterfinals | Won 2 games to 0 |
| FC Dallas | 1 | 0-1 | 2 | 0-1-1 | 0-0-0 | 0-0 | 2 | 3 | 2010 | Quarterfinals | Lost 1 games to 0 |
| Los Angeles | 2 | 1-1 | 2 | 1-1-0 | 1-0-0 | 1-0 | 2 | 4 | 2011 | Semifinals | Lost 1 games to 0 |
| MetroStars-New | 1 | 0-1 | 1 | 0-1-0 | 0-0-0 | 0-0 | 0 | 1 | 2008 | Semifinals | Lost 1 games to 0 |
| Chivas USA | 1 | 1-0 | 2 | 1-0-1 | 0-0-0 | 0-0 | 3 | 2 | 2008 | Quarterfinals | Won 1 games to 0 |
| Seattle | 1 | 1-0 | 2 | 1-1-0 | 0-0-0 | 0-0 | 3 | 2 | 2011 | Quarterfinals | Won Series Tie-Breaker |
| TOTALS | 8 | 5-3 | 12 | 6-4-2 | 2-0-0 | 2-0 | 14 | 14 | | | |

## REAL SALT LAKE - ALL-TIME POSTSEASON RESULTS

| DATE | OPPONENT | RESULT | ATT. | W-L-T | RD. | GOALS: |
|---|---|---|---|---|---|---|
| 11/01/2008 | Chivas USA | W 1-0 | 14,719 | 1-0-0 | QTR | RSL: Movsisyan (90) |
| 11/08/2008 | at Chivas USA | T 2-2 | 19,265 | 1-0-1 | QTR | RSL: Kovalenko (39) Morales (77); CHV: Kljestan (30) Braun (83) |
| 11/15/2008 | New York | L 0-1 | 20,008 | 1-1-1 | SEM | NY: van den Bergh (28) |
| 10/31/2009 | Columbus | W 1-0 | 11,499 | 1-0-0 | QTR | RSL: Findley (88) |
| 11/05/2009 | at Columbus | W 3-2 | 10,109 | 2-0-0 | QTR | RSL: Morales (37) Findley (45) Williams (74); CLB: Barros Schelotto (19,35) |
| 11/14/2009 | at Chicago | W 0-0 (OT) | 21,723 | 3-0-0 | SEM | |
| 11/22/2009 | at Los Angeles | W 1-1 (OT) | 46,011 | 4-0-0 | FIN | RSL: Findley (64); LA: Magee (41) |
| 10/30/2010 | at FC Dallas | L 1-2 | 11,003 | 0-1-0 | QTR | RSL: Espindola (5); DAL: Cunningham (44) Avila (88) |
| 11/06/2010 | FC Dallas | T 1-1 | 19,324 | 0-1-1 | QTR | RSL: Findley (79); DAL: McCarty (17) |
| 10/29/2011 | Seattle | W 3-0 | 17,067 | 1-0-0 | QTR | RSL: Saborio (41,53) Grabavoy (88) |
| 11/02/2011 | at Seattle | L 0-2 | 36,021 | 1-1-0 | QTR | SEA: Alonso (56) Neagle (61) |
| 11/06/2011 | at Los Angeles | L 1-3 | 23,437 | 1-2-0 | SEM | RSL: Saborio (25); LA: Donovan (23) Magee (58) Keane (68) |

## CAREER POSTSEASON STATISTICS FOR CURRENT REAL SALT LAKE PLAYERS

| UNF | POS | PLAYER | GP | GS | MIN | G | A | SHT | SOG | PKG | PKA | SKG | SKA | FC | FS | OFF | CK | C | E |
|---|---|---|---|---|---|---|---|---|---|---|---|---|---|---|---|---|---|---|---|
| 14 | M | Yordany Alvarez | 1 | 0 | 14 | 0 | 0 | 0 | 0 | 0 | 0 | 0 | 0 | 0 | 0 | 0 | 0 | 0 | 0 |
| 23 | F | Paulo Junior | 1 | 0 | 17 | 0 | 0 | 0 | 0 | 0 | 0 | 0 | 0 | 0 | 0 | 0 | 0 | 0 | 0 |
| 5 | M | Kyle Beckerman | 22 | 22 | 2054 | 0 | 4 | 34 | 11 | 0 | 0 | 2 | 3 | 32 | 20 | 1 | 16 | 7 | 0 |
| 2 | D | Tony Beltran | 4 | 3 | 267 | 0 | 0 | 1 | 0 | 0 | 0 | 0 | 0 | 3 | 4 | 0 | 0 | 1 | 0 |
| 6 | D | Nat Borchers | 14 | 14 | 1314 | 1 | 2 | 10 | 3 | 0 | 0 | 0 | 0 | 13 | 6 | 0 | 0 | 2 | 0 |
| 13 | F | Justin Braun | 4 | 3 | 300 | 1 | 0 | 3 | 2 | 0 | 0 | 0 | 0 | 6 | 6 | 4 | 0 | 0 | 0 |
| 7 | F | Fabian Espindola | 11 | 7 | 664 | 1 | 0 | 16 | 7 | 0 | 0 | 0 | 1 | 16 | 11 | 15 | 0 | 1 | 0 |
| 21 | M | Luis Gil | 3 | 0 | 22 | 0 | 0 | 2 | 1 | 0 | 0 | 0 | 0 | 0 | 0 | 0 | 0 | 0 | 0 |
| 20 | M | Ned Grabavoy | 11 | 6 | 601 | 2 | 0 | 11 | 5 | 0 | 0 | 2 | 2 | 7 | 12 | 0 | 0 | 1 | 0 |
| 8 | M | Will Johnson | 12 | 11 | 997 | 0 | 0 | 14 | 5 | 0 | 0 | 1 | 1 | 9 | 13 | 1 | 5 | 2 | 0 |
| 29 | M-F | Kenny Mansally | 4 | 4 | 294 | 0 | 1 | 7 | 4 | 0 | 0 | 0 | 0 | 6 | 4 | 0 | 6 | 2 | 0 |
| 11 | M | Javier Morales | 11 | 11 | 893 | 2 | 6 | 14 | 5 | 0 | 0 | 0 | 1 | 24 | 24 | 0 | 25 | 3 | 1 |
| 4 | D | Jamison Olave | 11 | 11 | 960 | 0 | 1 | 5 | 1 | 0 | 0 | 0 | 0 | 16 | 11 | 2 | 0 | 2 | 0 |
| 15 | F | Alvaro Saborio | 5 | 5 | 389 | 3 | 0 | 9 | 5 | 0 | 0 | 0 | 0 | 7 | 8 | 3 | 0 | 0 | 0 |
| 28 | D | Chris Schuler | 3 | 2 | 238 | 0 | 0 | 1 | 0 | 0 | 0 | 0 | 0 | 4 | 2 | 0 | 0 | 0 | 0 |
| 17 | D | Chris Wingert | 16 | 15 | 1456 | 0 | 1 | 7 | 1 | 0 | 0 | 1 | 1 | 21 | 8 | 0 | 1 | 2 | 0 |

| UNF | POS | GOALKEEPER | GP | GS | MIN | SHTS | SV | GA | GAA | PKG | PKA | SKG | SKA | W | L | T | SO |
|---|---|---|---|---|---|---|---|---|---|---|---|---|---|---|---|---|---|
| 18 | GK | Nick Rimando | 24 | 24 | 2209 | 42 | 91 | 32 | 1.30 | 6 | 6 | 11 | 20 | 10 | 8 | 6 | 9 |

# ALL-TIME REAL SALT LAKE POSTSEASON STATISTICS (4-4-4, 16 PTS.)

| PLAYER | GP | GS | MIN | G | A |
|---|---|---|---|---|---|
| Robbie Findley | 9 | 4 | 539 | 4 | 2 |
| Alvaro Saborio | 5 | 5 | 389 | 3 | 0 |
| Javier Morales | 11 | 11 | 893 | 2 | 6 |
| Andy Williams | 12 | 10 | 844 | 1 | 2 |
| Yura Movsisyan | 7 | 5 | 457 | 1 | 1 |
| Fabian Espindola | 11 | 7 | 664 | 1 | 0 |
| Ned Grabavoy | 7 | 2 | 303 | 1 | 0 |
| Dema Kovalenko | 2 | 2 | 149 | 1 | 0 |
| Robbie Russell | 12 | 10 | 943 | 0 | 2 |
| Kyle Beckerman | 12 | 12 | 1140 | 0 | 1 |
| Nat Borchers | 10 | 10 | 954 | 0 | 1 |
| Jamison Olave | 11 | 11 | 960 | 0 | 1 |
| Chris Wingert | 11 | 11 | 1050 | 0 | 1 |
| Jean Alexandre | 2 | 0 | 18 | 0 | 0 |
| Yordany Alvarez | 1 | 0 | 14 | 0 | 0 |
| Paulo Araujo Jr. | 1 | 0 | 17 | 0 | 0 |
| Tony Beltran | 4 | 3 | 267 | 0 | 0 |
| Kenny Deuchar | 1 | 0 | 1 | 0 | 0 |
| Luis Gil | 3 | 0 | 22 | 0 | 0 |
| Will Johnson | 12 | 11 | 997 | 0 | 0 |
| Ian Joy | 1 | 1 | 63 | 0 | 0 |
| Clint Mathis | 7 | 3 | 423 | 0 | 0 |
| Nick Rimando | 12 | 12 | 1140 | 0 | 0 |
| Chris Schuler | 3 | 2 | 238 | 0 | 0 |
| Collen Warner | 1 | 0 | 34 | 0 | 0 |
| Team totals | 12 | 12 | 1140 | 14 | 17 |
| Opponent totals | 12 | 12 | 1140 | 14 | 10 |

REAL SALT LAKE INDIVIDUAL GOALKEEPING

| GOALKEEPER | GP | GS | SV | GA | GAA | SO |
|---|---|---|---|---|---|---|
| Nick Rimando | 12 | 12 | 38 | 14 | 1.11 | 4 |
| Team totals | 12 | 12 | 38 | 14 | 1.11 | 4 |
| Opponent totals | 12 | 12 | 52 | 14 | 1.11 | 3 |

## REAL SALT LAKE INDIVIDUAL HIGH GAMES (2012)

Goals
3 Alvaro Saborio 07/07/2012 vs. POR W 3-0
3 Alvaro Saborio 09/29/2012 at CHV W 4-0

Assists
3 Fabian Espindola 09/29/2012 at CHV W 4-0

Shots
7 Alvaro Saborio 09/29/2012 at CHV W 4-0
7 Alvaro Saborio 10/27/2012 vs. VAN T 0-0

Shots on Goal
5 Alvaro Saborio 09/29/2012 at CHV W 4-0

Fouls Committed
4 16 times

Fouls Suffered
7 Javier Morales 09/01/2012 vs. DC W 1-0

Offside
4 Alvaro Saborio 06/30/2012 at CLB L 0-2
4 Alvaro Saborio 07/27/2012 vs. VAN W 2-1

Saves
6 Nick Rimando 03/31/2012 at POR W 3-2
6 Nick Rimando 04/21/2012 at SJ L 1-3
6 Nick Rimando 05/05/2012 vs. NE W 2-1
6 Nick Rimando 09/29/2012 at CHV W 4-0

Shots Faced
9 Nick Rimando 04/21/2012 at SJ L 1-3

Goals Allowed
5 Nick Rimando 07/14/2012 at SJ L 0-5

## TEAM HIGH GAMES (2012)

Goals
4 09/29/2012 at CHV W 4-0

Assists
5 09/29/2012 at CHV W 4-0

Shots
19 06/23/2012 vs. SJ L 1-2

Shots on Goal
9 07/07/2012 vs. POR W 3-0
9 09/29/2012 at CHV W 4-0

Fouls Committed
19 04/25/2012 at DAL T 1-1
19 10/27/2012 vs. VAN T 0-0

Fouls Suffered
18 06/16/2012 at CHV W 3-0

Corner Kicks
10 08/18/2012 vs. DAL L 1-2

Offside
7 07/27/2012 vs. VAN W 2-1

Saves
6 03/31/2012 at POR W 3-2
6 04/21/2012 at SJ L 1-3
6 05/05/2012 vs. NE W 2-1
6 09/29/2012 at CHV W 4-0

Shots Faced
9 04/21/2012 at SJ L 1-3

Goals Allowed
5 07/14/2012 at SJ L 0-5

## TEAM LOW GAMES (2012)

Shots
4 07/14/2012 at SJ L 0-5
4 08/04/2012 at COL L 0-1

Shots on Goal
1 04/14/2012 at KC L 0-1
1 07/14/2012 at SJ L 0-5
1 08/04/2012 at COL L 0-1

Fouls Committed
6 05/09/2012 at CHI T 0-0

Fouls Suffered
4 05/09/2012 at CHI T 0-0
4 09/29/2012 at CHV W 4-0

Corner Kicks
1 04/21/2012 at SJ L 1-3
1 05/12/2012 at SEA W 1-0
1 07/14/2012 at SJ L 0-5
1 08/24/2012 at PHI T 0-0
1 10/06/2012 at LA W 2-1

Offside
0 05/26/2012 vs. DAL W 3-2
0 08/11/2012 at VAN L 1-2
0 09/22/2012 vs. POR W 2-1

Saves
0 05/12/2012 at SEA W 1-0
0 06/20/2012 vs. LA L 2-3
0 07/07/2012 vs. POR W 3-0
0 07/21/2012 vs. COL W 2-0

Shots Faced
0 05/12/2012 at SEA W 1-0
0 07/07/2012 vs. POR W 3-0
0 07/21/2012 vs. COL W 2-0

## REAL SALT LAKE INDIVIDUAL POSTSEASON HIGH GAMES (2005-11)

Goals
2 Alvaro Saborio 10/29/2011 vs. SEA W 3-0

Assists
2 Javier Morales 10/29/2011 vs. SEA W 3-0

Shots
6 Alvaro Saborio 10/29/2011 vs. SEA W 3-0

Shots on Goal
3 Alvaro Saborio 10/29/2011 vs. SEA W 3-0

Fouls Committed
6 Yura Movsisyan 11/01/2008 vs. CHV W 1-0
6 Javier Morales 11/08/2008 at CHV T 2-2
6 Chris Wingert 11/14/2009 at CHI W 0-0

Fouls Suffered
5 Alvaro Saborio 10/29/2011 vs. SEA W 3-0

Offside
6 Robbie Findley 11/22/2009 at LA W 1-1

Saves
8 Nick Rimando 11/05/2009 at CLB W 3-2

Shots Faced
10 Nick Rimando 11/05/2009 at CLB W 3-2

Goals Allowed
3 Nick Rimando 11/06/2011 at LA L 1-3

## TEAM POSTSEASON HIGH GAMES (2005-11)

Goals
3 11/05/2009 at CLB W 3-2
3 10/29/2011 vs. SEA W 3-0

Assists
3 11/08/2008 at CHV T 2-2
3 11/05/2009 at CLB W 3-2
3 10/29/2011 vs. SEA W 3-0

Shots
24 11/15/2008 vs. NY L 0-1

Shots on Goal
11 10/29/2011 vs. SEA W 3-0

Fouls Committed
24 11/08/2008 at CHV T 2-2

Fouls Suffered
22 11/22/2009 at LA W 1-1

Corner Kicks
11 11/06/2010 vs. DAL T 1-1

Offside
8 11/22/2009 at LA W 1-1

Saves
8 11/05/2009 at CLB W 3-2

Shots Faced
10 11/05/2009 at CLB W 3-2

Goals Allowed
3 11/06/2011 at LA L 1-3

## TEAM POSTSEASON LOW GAMES (2005-11)

Shots
4 11/02/2011 at SEA L 0-2

Shots on Goal
1 11/02/2011 at SEA L 0-2

Fouls Committed
4 11/15/2008 vs. NY L 0-1

Fouls Suffered
8 11/14/2009 at CHI W 0-0

Corner Kicks
0 11/08/2008 at CHV T 2-2

Offside
0 11/01/2008 vs. CHV W 1-0

Saves
0 10/29/2011 vs. SEA W 3-0

Shots Faced
0 10/29/2011 vs. SEA W 3-0

## 2012 REAL SALT LAKE STATISTICS (17-11-6, 57 pts.)

| UNF | POS | PLAYER | GP | GS | MIN | G | A | SHT | SOG | FC | FS | OFF | CK | C | E |
|---|---|---|---|---|---|---|---|---|---|---|---|---|---|---|---|
| 15 | F | Alvaro Saborio | 31 | 26 | 2390 | 17 | 3 | 87 | 40 | 35 | 37 | 37 | 0 | 5 | 0 |
| 7 | F | Fabian Espindola | 30 | 27 | 2293 | 9 | 7 | 69 | 30 | 46 | 36 | 21 | 4 | 7 | 1 |
| 5 | M | Kyle Beckerman | 30 | 29 | 2592 | 4 | 4 | 35 | 8 | 57 | 23 | 1 | 34 | 6 | 1 |
| 11 | M | Javier Morales | 29 | 23 | 2119 | 3 | 9 | 31 | 12 | 42 | 69 | 4 | 97 | 5 | 0 |
| 8 | M | Will Johnson | 26 | 23 | 2087 | 3 | 3 | 36 | 18 | 24 | 28 | 0 | 2 | 4 | 1 |
| 23 | F | Paulo Junior | 22 | 12 | 848 | 2 | 2 | 26 | 12 | 13 | 7 | 12 | 1 | 0 | 0 |
| 22 | M | Jonny Steele | 28 | 11 | 1179 | 2 | 2 | 19 | 4 | 29 | 14 | 1 | 2 | 6 | 0 |
| 6 | D | Nat Borchers | 26 | 26 | 2340 | 2 | 0 | 12 | 6 | 16 | 11 | 1 | 0 | 0 | 0 |
| 21 | M | Luis Gil | 29 | 19 | 1610 | 1 | 3 | 22 | 5 | 17 | 12 | 0 | 0 | 2 | 0 |
| 12 | F | Emiliano Bonfigli | 10 | 1 | 288 | 1 | 0 | 5 | 2 | 2 | 2 | 3 | 0 | 0 | 0 |
| 20 | M | Ned Grabavoy | 26 | 22 | 1946 | 0 | 3 | 10 | 5 | 16 | 28 | 2 | 4 | 0 | 0 |
| 2 | D | Tony Beltran | 32 | 32 | 2857 | 0 | 2 | 12 | 4 | 28 | 28 | 3 | 0 | 4 | 0 |
| 17 | D | Chris Wingert | 31 | 30 | 2603 | 0 | 2 | 8 | 1 | 34 | 13 | 2 | 1 | 7 | 0 |
| 13 | F | Justin Braun (TOT) | 14 | 6 | 581 | 0 | 1 | 14 | 5 | 12 | 8 | 9 | 0 | 0 | 0 |
| 13 | F | Justin Braun (RSL) | 2 | 1 | 87 | 0 | 0 | 3 | 1 | 2 | 2 | 3 | 0 | 0 | 0 |
| 4 | D | Jamison Olave | 21 | 21 | 1734 | 0 | 1 | 6 | 0 | 27 | 17 | 0 | 0 | 5 | 1 |
| 28 | D | Chris Schuler | 13 | 9 | 944 | 0 | 1 | 12 | 1 | 12 | 3 | 0 | 0 | 2 | 0 |
| 53 | D | Terakazu Tanaka | 4 | 4 | 325 | 0 | 1 | 0 | 0 | 3 | 0 | 0 | 0 | 0 | 0 |
| 14 | M | Yordany Alvarez | 15 | 5 | 500 | 0 | 0 | 7 | 0 | 12 | 3 | 0 | 0 | 1 | 0 |
| 29 | M | Kenny Mansally (TOT) | 5 | 4 | 364 | 0 | 0 | 4 | 0 | 6 | 4 | 0 | 0 | 1 | 0 |
| 29 | M | Kenny Mansally (RSL) | 5 | 4 | 364 | 0 | 0 | 4 | 0 | 6 | 4 | 0 | 0 | 1 | 0 |
| 24 | G | Kyle Reynish | 3 | 3 | 270 | 0 | 0 | 0 | 0 | 0 | 1 | 0 | 0 | 0 | 0 |
| 18 | G | Nick Rimando | 31 | 31 | 2790 | 0 | 0 | 0 | 0 | 1 | 5 | 0 | 0 | 0 | 0 |
| 26 | M | Sebastian Velasquez | 9 | 5 | 403 | 0 | 0 | 7 | 1 | 5 | 11 | 0 | 0 | 0 | 0 |
| 25 | M | David Viana | 2 | 0 | 27 | 0 | 0 | 1 | 0 | 2 | 0 | 0 | 0 | 0 | 0 |
| 3 | D | Kwame Watson-Siriboe (TO | 12 | 10 | 918 | 0 | 0 | 5 | 1 | 15 | 5 | 0 | 0 | 3 | 0 |
| 3 | D | Kwame Watson-Siriboe (RS | 12 | 10 | 918 | 0 | 0 | 5 | 1 | 15 | 5 | 0 | 0 | 3 | 0 |
| 1 | G | Eduardo Fernandez | 0 | 0 | 0 | 0 | 0 | 0 | 0 | 0 | 0 | 0 | 0 | 0 | 0 |
| 19 | M | Enzo Martinez | 0 | 0 | 0 | 0 | 0 | 0 | 0 | 0 | 0 | 0 | 0 | 0 | 0 |
| 16 | M | Nico Muniz | 0 | 0 | 0 | 0 | 0 | 0 | 0 | 0 | 0 | 0 | 0 | 0 | 0 |
| | | Own-goals received | | | | 2 | | | | | | | | | |
| | | Team totals | 34 | 34 | 3060 | 46 | 43 | 417 | 151 | 444 | 390 | 90 | 146 | 58 | 4 |
| | | Opponent totals | 34 | 34 | 3060 | 35 | 36 | 382 | 124 | 390 | 444 | 72 | 170 | 52 | 4 |

GAME-WINNING GOALS: Alvaro Saborio 6, Fabian Espindola 4, Javier Morales 2, Jonny Steele 1
Will Johnson 1, Nat Borchers 1, Kyle Beckerman 1, Paulo Junior 1
GAME-WINNING ASSISTS: Javier Morales 5, Fabian Espindola 3, Kyle Beckerman 3, Luis Gil 2
Ned Grabavoy 1, Tony Beltran 1, Paulo Junior 1
PENALTY KICK GOALS/ATTEMPTS: Alvaro Saborio 3-3, Paulo Junior 1-1

REAL SALT LAKE INDIVIDUAL GOALKEEPING

| UNF | POS | GOALKEEPER | GP | GS | MIN | SHTS | SV | GA | GAA | PG | PA | W | L | T | SO |
|---|---|---|---|---|---|---|---|---|---|---|---|---|---|---|---|
| 24 | G | Kyle Reynish | 3 | 3 | 270 | 8 | 6 | 2 | 0.67 | 0 | 0 | 1 | 0 | 2 | 2 |
| 18 | G | Nick Rimando | 31 | 31 | 2790 | 116 | 83 | 33 | 1.06 | 2 | 4 | 16 | 11 | 4 | 12 |
| | | Team totals | 34 | 34 | 3060 | 124 | 89 | 35 | 1.03 | 2 | 4 | 17 | 11 | 6 | 14 |
| | | Opponent totals | 34 | 34 | 3060 | 151 | 99 | 46 | 1.35 | 4 | 4 | 11 | 17 | 6 | 11 |

* = Played with other teams in 2012. Only Real Salt Lake statistics listed here.

## REAL SALT LAKE 2012 SCHEDULE

| DAY | DATE | OPPONENT | RESULT | ATT. | W-L-T | POS. | PTS | NOTES: |
|---|---|---|---|---|---|---|---|---|
| Sat. | Mar. 10 | at Los Angeles | W 3-1 | 27,000 | 1-0-0 | T1 | 3 | RSL: own goal (73) Morales (80) Espindola (85); LA: Buddle (71) |
| Sat. | Mar. 17 | New York | W 2-0 | 16,738 | 2-0-0 | T1 | 6 | RSL: Espindola (39) Gil (58) |
| Sat. | Mar. 24 | Chivas USA | L 0-1 | 20,415 | 2-1-0 | T2 | 6 | CHV: Townsend (72) |
| Sat. | Mar. 31 | at Portland | W 3-2 | 20,438 | 3-1-0 | T1 | 9 | RSL: Saborio (39) Steele (89) Beckerman (93+); POR: Nagbe (48,65) |
| Wed. | Apr. 4 | Montreal | W 1-0 | 20,191 | 4-1-0 | 1 | 12 | RSL: Paulo Jr (13) |
| Sat. | Apr. 7 | Colorado | W 2-0 | 16,870 | 5-1-0 | 1 | 15 | RSL: Saborio (20) Espindola (57) |
| Sat. | Apr. 14 | at Sporting KC | L 0-1 | 19,422 | 5-2-0 | 1 | 15 | KC: Collin (63) |
| Sat. | Apr. 21 | at San Jose | L 1-3 | 10,202 | 5-3-0 | 2 | 15 | RSL: Beckerman (53); SJ: Stephenson (47+) Dawkins (92+) Wondolowski (93+) |
| Wed. | Apr. 25 | at FC Dallas | T 1-1 | 10,069 | 5-3-1 | 3 | 16 | RSL: Bonfigli (72); DAL: Shea (46+) |
| Sat. | Apr. 28 | Toronto FC | W 3-2 | 17,629 | 6-3-1 | T1 | 19 | RSL: Beckerman (7) own goal (57) Steele (93+); TOR: Avila (48) Henry (77) |
| Sat. | May 5 | New England | W 2-1 | 18,219 | 7-3-1 | T1 | 22 | RSL: Saborio (33,55); NE: Brettschneider (22) |
| Wed. | May 9 | at Chicago | T 0-0 | 13,544 | 7-3-2 | 1 | 23 | |
| Sat. | May 12 | at Seattle | W 1-0 | 39,312 | 8-3-2 | 1 | 26 | RSL: Espindola (51) |
| Sat. | May 26 | FC Dallas | W 3-2 | 19,341 | 9-3-2 | 1 | 29 | RSL: Saborio (59,76) Borchers (93+); DAL: Hedges (75) B. Perez (85) |
| Sat. | June 16 | at Chivas USA | W 3-0 | 13,816 | 10-3-2 | 1 | 32 | RSL: Espindola (41,54) Johnson (94+) |
| Wed. | June 20 | Los Angeles | L 2-3 | 20,382 | 10-4-2 | 1 | 32 | RSL: Beckerman (9) Saborio (24); LA: Donovan (29,68) Magee (50) |
| Sat. | June 23 | San Jose | L 1-2 | 18,050 | 10-5-2 | 2 | 32 | RSL: Morales (79); SJ: Gordon (75) Wondolowski (84) |
| Sat. | June 30 | at Columbus | L 0-2 | 19,674 | 10-6-2 | 2 | 32 | CLB: Tchani (16) Gaven (44) |
| Wed. | July 4 | Seattle | T 0-0 | 20,363 | 10-6-3 | 2 | 33 | |
| Sat. | July 7 | Portland | W 3-0 | 16,444 | 11-6-3 | 2 | 36 | RSL: Saborio (60,62,75) |
| Sat. | July 14 | at San Jose | L 0-5 | 10,744 | 11-7-3 | 2 | 36 | SJ: Wondolowski (18,72,80) Gordon (63) Dawkins (79) |
| Sat. | July 21 | Colorado | W 2-0 | 19,492 | 12-7-3 | 2 | 39 | RSL: Saborio (32) Johnson (90) |
| Fri. | July 27 | Vancouver | W 2-1 | 18,702 | 13-7-3 | 2 | 42 | RSL: Saborio (34,58); VAN: Mattocks (52) |
| Sat. | Aug. 4 | at Colorado | L 0-1 | 15,218 | 13-8-3 | 2 | 42 | COL: Nane (38) |
| Sat. | Aug. 11 | at Vancouver | L 1-2 | 20,083 | 13-9-3 | 3 | 42 | RSL: Borchers (92+); VAN: Camilo (58) Richards (64) |
| Sat. | Aug. 18 | FC Dallas | L 1-2 | 20,281 | 13-10-3 | 2 | 42 | RSL: Saborio (76); DAL: Castillo (61) Ferreira (94+) |
| Fri. | Aug. 24 | at Philadelphia | T 0-0 | 18,441 | 13-10-4 | 0 | 43 | |
| Sat. | Sept. 1 | D.C. United | W 1-0 | 20,334 | 14-10-4 | 2 | 46 | RSL: Johnson (49) |
| Thu. | Sept. 6 | at Houston | L 0-1 | 18,452 | 14-11-4 | 3 | 46 | HOU: C. Clark (94+) |
| Sat. | Sept. 22 | Portland | W 2-1 | 20,524 | 15-11-4 | T2 | 49 | RSL: Espindola (14) Morales (36); POR: Dike (61) |
| Sat. | Sept. 29 | at Chivas USA | W 4-0 | 11,450 | 16-11-4 | 2 | 52 | RSL: Saborio (8,11,65) Araujo (81) |
| Sat. | Oct. 6 | at Los Angeles | W 2-1 | 27,000 | 17-11-4 | 2 | 55 | RSL: Espindola (25,28); LA: Keane (17) |
| Wed. | Oct. 17 | at Seattle | T 0-0 | 38,356 | 17-11-5 | 3 | 56 | |
| Sat. | Oct. 27 | Vancouver | T 0-0 | 20,507 | 17-11-6 | 2 | 57 | |

## REAL SALT LAKE – GAME-BY-GAME

| # | Player | 1 LA 3-1 | 2 NY 2-0 | 3 CHV 0-1 | 4 POR 3-2 | 5 MTL 1-0 | 6 COL 2-0 | 7 KC 0-1 | 8 SJ 1-3 | 9 DAL 1-1 | 10 TOR 3-2 | 11 NE 2-1 | 12 CHI 0-0 | 13 SEA 1-0 | 14 DAL 3-2 | 15 CHV 3-0 | 16 LA 2-3 | 17 SJ 1-2 | 18 CLB 0-2 | 19 SEA 0-0 | 20 POR 3-0 | 21 SJ 0-5 | 22 COL 2-0 | 23 VAN 2-1 | 24 COL 0-1 | 25 VAN 1-2 | 26 DAL 1-2 | 27 PHI 0-0 | 28 DC 1-0 | 29 HOU 0-1 | 30 POR 2-1 | 31 CHV 4-0 | 32 LA 2-1 | 33 SEA 0-0 | 34 VAN 0-0 |
|---|---|---|---|---|---|---|---|---|---|---|---|---|---|---|---|---|---|---|---|---|---|---|---|---|---|---|---|---|---|---|---|---|---|---|---|
| 1 | Eduardo Fernandez | | | | | | | | | | | | | | | | | | | | | | | | | | | | | | | | | | |
| 2 | Tony Beltran | 90D | 90D | 90D | 78D | 90D | 90D | 90D | 89D | 90D | 87D | 90D | 90D | 90D | 90D | 90D | 90D | 89D | 90D | | 90D | | 90D | 90D | 90D | 90D | 90D | 90D | 90D | 90D | 90D | 90D | 84D | 90D | 90D |
| 2 | Diogo de Almeida | | | | | | | | | | | | | | | | | | | | | | | | | | | | | | | | | | |
| 3 | Kwame Watson-Siriboe | | | | | | | | | | | | | | | | | | | 90D | 8 | 73D | 27 | 90D | 90D | 90D | 90D | 90D | 90D | 90D | | | | | 90D |
| 4 | Jamison Olave | 90D | 90D | 90D | 90D | 90D | 90D | 90D | 69D | | 90D | 90D | 90D | 90D | 90D | 61D | 64D | | | | 82D | 90D | 63D | | | | | | | | 90D | | 90D | 45D | |
| 5 | Kyle Beckerman | 90M | 90M | 90M | 90M | 90M | 90M | 90M | 90M | 90M | 90M | 90M | 90M | 90M | | 90M | 90M | 90M | | 90M | 90M | 57M | | 90M | 90M | 90M | 15 | 90M | 90M | | 90M | 90M | 90M | 90M | 90M |
| 6 | Nat Borchers | | | | 90D | | 90D | 90D | 90D | 90D | | 90D | | 90D | 90D | 90D | 90D | 90D | 90D | 90D | 90D | | 90D | 90D | 90D | 90D | 90D | 90D | 90D | 90D | 90D | 90D | 90D | 90D | |
| 7 | Fabian Espindola | 90F | 90F | 90F | 20 | 90F | 89F | 90F | 29F | | 90F | 63F | | 90F | 89F | 89F | 90F | 90F | 63F | 90F | | 78F | 77F | 85F | 45 | 68F | 45F | | 27 | 83F | 83F | 90F | 90F | 90F | 90F |
| 8 | Will Johnson | | | | 31 | 90M | 90M | 90M | 90M | 83M | 90M | 59M | | 90M | 90M | 90M | 90M | 90M | 90M | 90M | 90M | 90M | 90M | 90M | 90M | 27 | 75M | | 90M | 90M | | 90M | 90M | | | 12 |
| 11 | Javier Morales | 23 | 28 | 45 | 90M | 26 | | | 77M | 90M | 90M | 90M | 28M | | | 29 | 30 | 90M | 90M | 90M | 90M | 90M | 90M | 90M | 90M | 45M | 90M | 87M | 90M | 90M | 89M | 83M | 89M | 90M | |
| 12 | Emiliano Bonfigli | | | | | | 1 | | | 21 | | | 23 | | | | | | 29 | | 36 | 12 | | | 27 | | | | | 45 | 23 | | | 71F | |
| 13 | Justin Braun | | | | | | | | | | | | | | | | | | | | | | | | 63F | | 24 | | | | | | | | |
| 14 | Yordany Alvarez | 1 | | | | | 8 | | | | | | 1 | 9 | 90M | 4 | | | 90M | | | | 90M | 5 | | | 75M | 16 | 1 | 90M | 7 | | 13 | | |
| 15 | Alvaro Saborio | 23 | 28 | 45 | 90F | 13 | 90F | 90F | 90F | 90F | 90F | 90F | 90F | 81F | 90F | 86F | 90F | 90F | 61F | 90F | 90F | 90F | 90F | 90F | 45F | 90F | 45 | 90F | 89F | | | 74F | 90F | | 90F |
| 16 | Nico Muniz | | | | | | | | | | | | | | | | | | | | | | | | | | | | | | | | | | |
| 17 | Chris Wingert | 90D | 90D | 90D | 90D | | 90D | 90D | 90D | 90D | 90D | 90D | 90D | 20D | | 90D | 90D | 90D | 90D | 90D | 90D | 90D | 90D | 18 | 90D | 90D | 90D | 90D | 90D | | 90D | 45D | 90D | 90D | 90D |
| 18 | Nick Rimando | 90G | 90G | 90G | 90G | 90G | 90G | 90G | 90G | 90G | 90G | 90G | | 90G | | 90G | 90G | 90G | 90G | 90G | 90G | 90G | 90G | 90G | 90G | 90G | 90G | 90G | 90G | 90G | 90G | 90G | 90G | 90G | |
| 19 | Enzo Martinez | | | | | | | | | | | | | | | | | | | | | | | | | | | | | | | | | | |
| 20 | Ned Grabavoy | 90M | 90M | 90M | 90M | 27 | | | | 35 | 82M | 90M | 90M | 90M | 90M | 90M | 80M | 59M | | 28 | 24M | | 90M | 34 | 90M | 90M | 90M | 74M | 90M | 90M | 90M | | | | 63M |
| 21 | Luis Gil | 67M | 62M | 71M | 59M | 64M | 82M | 76M | 30 | 55M | 3 | | 61 | 75M | 70M | | 26 | 18 | 17 | 62M | 66 | 52M | | 56M | | 45 | 90M | 62M | | 7 | 1 | 90M | 90M | 82M | 71M |
| 22 | Jonny Steele | | 6 | 19 | 12 | 63M | 32 | 27 | 60M | 7 | 8 | 27 | 90M | 15 | 20 | 90M | 60M | 31 | 90M | 11 | | 38 | 13 | | 63M | 15 | | 28 | | 90M | | 7 | 77M | 90M | 90M |
| 23 | Paulo Junior | 67F | 62F | 45F | 70F | 77F | | 14 | 1 | 69F | | | 67F | | | 1 | 10 | 1 | 27 | | 54F | | | | | 22 | 66F | 3 | 63F | 45F | 67F | 16 | 1 | | |
| 24 | Kyle Reynish | | | | | | | | | | | | 90G | | 90G | | | | | | | | | | | | | | | | | | | | 90G |
| 25 | Chris Estridge | | | | | | | | | | | | | | | | | | | | | | | | | | | | | | | | | | |
| 25 | David Viana | | | | | | | | | | | | | | | | | | | | | | | | | | | | | | | | | 8 | 19 |
| 26 | Sebastian Velasquez | 89M | 84M | 45M | | | 58M | 63M | | | | | | | 1 | | | | | | | 17 | | | | | | | | | | | | 19 | 27 |
| 27 | Cody Arnoux | | | | | | | | | | | | | | | | | | | | | | | | | | | | | | | | | | |
| 28 | Chris Schuler | 90D | 90D | 90D | | 90D | | | 13 | 90D | 90D | | 90D | 70 | | | | | | | | | | | | | | | | 90D | | 90D | 6 | 45 | |
| 29 | Kenny Mansally | | | | | | | | | | | | | | | | | | | 79D | | 90D | | 72D | | | | | | | | 45 | | | 78D |
| 44 | Leone Cruz | | | | | | | | | | | | | | | | | | | | | | | | | | | | | | | | | | |
| 53 | Terakazu Tanaka | | | | | 90D | | | | | | | | | 90D | | | 72D | 73D | | | | | | | | | | | | | | | | |

"00" = minutes played
F/M/D/G = starting position

Played for other teams:
Justin Braun played 494 minutes for MTL

## REAL SALT LAKE – GAME-BY-GAME LOG

| | | | | |
|---|---|---|---|---|
| Game #1 | 03/10/2012 | RSL 3 at LA 1 | W | own goal (Franklin) 73; Morales 1 (unassisted) 80; Espindola 1 (Saborio 1) 85 |
| Game #2 | 03/17/2012 | RSL 2 vs NY 0 | W | Espindola 2 (Paulo Junior 1) 39; Gil 1 (unassisted) 58 |
| Game #3 | 03/24/2012 | RSL 0 vs CHV 1 | L | |
| Game #4 | 03/31/2012 | RSL 3 at POR 2 | W | Saborio 1 (penalty kick) 39; Steele 1 (Johnson 1, Morales 1) 89; Beckerman 1 (Espindola 1) 93+ |
| Game #5 | 04/04/2012 | RSL 1 vs MTL 0 | W | Paulo Junior 1 (penalty kick) 13 |
| Game #6 | 04/07/2012 | RSL 2 vs COL 0 | W | Saborio 2 (Beltran 1) 20; Espindola 3 (Gil 1, Beltran 2) 57 |
| Game #7 | 04/14/2012 | RSL 0 at KC 1 | L | |
| Game #8 | 04/21/2012 | RSL 1 at SJ 3 | L | Beckerman 2 (Steele 1) 53 |
| Game #9 | 04/25/2012 | RSL 1 at DAL 1 | T | Bonfigli 1 (Johnson 2) 72 |
| Game #10 | 04/28/2012 | RSL 3 vs TOR 2 | W | Beckerman 3 (Schuler 1, Olave 1) 7; own goal (Eckersley) 57; Steele 2 (Beckerman 1, Morales 2) 93+ |
| Game #11 | 05/05/2012 | RSL 2 vs NE 1 | W | Saborio 3 (unassisted) 33; Saborio 4 (Morales 3) 55 |
| Game #12 | 05/09/2012 | RSL 0 at CHI 0 | T | |
| Game #13 | 05/12/2012 | RSL 1 at SEA 0 | W | Espindola 4 (Gil 2) 51 |
| Game #14 | 05/26/2012 | RSL 3 vs DAL 2 | W | Saborio 5 (Tanaka 1) 59; Saborio 6 (Grabavoy 1, Steele 2) 76; Borchers 1 (unassisted) 93+ |
| Game #15 | 06/16/2012 | RSL 3 at CHV 0 | W | Espindola 5 (Beckerman 2) 41; Espindola 6 (Grabavoy 2) 54; Johnson 1 (Morales 4, Beckerman 3) 94+ |
| Game #16 | 06/20/2012 | RSL 2 vs LA 3 | L | Beckerman 4 (Espindola 2, Wingert 1) 9; Saborio 7 (Espindola 3) 24 |
| Game #17 | 06/23/2012 | RSL 1 vs SJ 2 | L | Morales 2 (free kick) 79 |
| Game #18 | 06/30/2012 | RSL 0 at CLB 2 | L | |
| Game #19 | 07/04/2012 | RSL 0 vs SEA 0 | T | |
| Game #20 | 07/07/2012 | RSL 3 vs POR 0 | W | Saborio 8 (Beckerman 4, Gil 3) 60 ; Saborio 9 (Wingert 2) 62; Saborio 10 (penalty kick) 75 |
| Game #21 | 07/14/2012 | RSL 0 at SJ 5 | L | |
| Game #22 | 07/21/2012 | RSL 2 vs COL 0 | W | Saborio 11 (Espindola 4) 32; Johnson 2 (Saborio 2) 90 |
| Game #23 | 07/27/2012 | RSL 2 vs VAN 1 | W | Saborio 12 (penalty kick) 34; Saborio 13 (Morales 5, Grabavoy 3) 58 |
| Game #24 | 08/04/2012 | RSL 0 at COL 1 | L | |
| Game #25 | 08/11/2012 | RSL 1 at VAN 2 | L | Borchers 2 (Paulo Junior 2) 92+ |
| Game #26 | 08/18/2012 | RSL 1 vs DAL 2 | L | Saborio 14 (Morales 6) 76 |
| Game #27 | 08/24/2012 | RSL 0 at PHI 0 | T | |
| Game #28 | 09/01/2012 | RSL 1 vs DC 0 | W | Johnson 3 (unassisted) 49 |
| Game #29 | 09/06/2012 | RSL 0 at HOU 1 | L | |
| Game #30 | 09/22/2012 | RSL 2 vs POR 1 | W | Espindola 7 (Morales 7) 14; Morales 3 (unassisted) 36 |
| Game #31 | 09/29/2012 | RSL 4 at CHV 0 | W | Saborio 15 (Morales 8, Espindola 5) 8; Saborio 16 (Espindola 6) 11; Saborio 17 (unassisted) 65; Paulo Junior 2 (Espindola 7, Johnson 3) 81 |
| Game #32 | 10/06/2012 | RSL 2 at LA 1 | W | Espindola 8 (Saborio 3) 25; Espindola 9 (Morales 9) 28 |
| Game #33 | 10/17/2012 | RSL 0 at SEA 0 | T | |
| Game #34 | 10/27/2012 | RSL 0 vs VAN 0 | T | |

## REAL SALT LAKE –CUP COMPETITIONS – GAME-BY-GAME

| # | Player | U.S. OPEN CUP 3R MINN 1-3 | CONCACAF CHAMPIONS LEAGUE Grp2 HERE 0-1 | Grp2 TAUR 2-0 | Grp2 TAUR 1-0 | Grp2 HERE 0-0 |
|---|---|---|---|---|---|---|
| 1 | Eduardo Fernandez | | | | | |
| 2 | Tony Beltran | 45 | 90D | 90D | 81D | 90D |
| 3 | Kwame Watson-Siriboe | | 27 | 90D | | |
| 4 | Jamison Olave | 90D | 63D | | 90D | |
| 5 | Kyle Beckerman | | 90M | 72M | | 90M |
| 6 | Nat Borchers | 90D | 58D | | 90D | 90D |
| 7 | Fabian Espindola | | 68F | 19 | 76F | 90F |
| 8 | Will Johnson | | 80M | 90M | 90M | 73M |
| 11 | Javier Morales | | 90M | 90M | 90M | 90M |
| 12 | Emiliano Bonfigli | 90F | | | | |
| 14 | Yordany Alvarez | 53M | | 16 | | |
| 15 | Alvaro Saborio | | 90F | 74F | 90F | |
| 16 | Nico Muniz | | | | | |
| 17 | Chris Wingert | 90D | 90D | 90D | 90D | 90D |
| 18 | Nick Rimando | | 90G | 90G | 90G | 90G |
| 19 | Enzo Martinez | | | | | |
| 20 | Ned Grabavoy | 90M | 90M | 90M | 90M | |
| 21 | Luis Gil | 90M | | | 30 | 68M |
| 22 | Jonny Steele | 90M | 10 | 24 | 60M | 22 |
| 23 | Paulo Junior | 67F | | 71F | 14 | 90F |
| 24 | Kyle Reynish | 90G | | | | |
| 25 | Chris Estridge | | | | | |
| 26 | Sebastian Velasquez | 37 | | | 9 | 17 |
| 27 | Cody Arnoux | 23 | | | | |
| 28 | Chris Schuler | | | | | 62D |
| 29 | Kenny Mansally | | 22 | 66D | | 28 |
| 44 | Leone Cruz | | | | | |
| 53 | Terakazu Tanaka | 45D | | | | |

U.S. OPEN CUP

| | | | | | |
|---|---|---|---|---|---|
| 3R | 05/29/2012 | RSL 1 vs MINNST | 3 | L | Gil (Grabavoy) 29 |

CONCACAF CHAMPIONS LEAGUE

| | | | | | |
|---|---|---|---|---|---|
| Grp2 | 07/31/2012 | RSL 0 at HEREDN | 1 | L | |
| Grp2 | 08/21/2012 | RSL 2 vs TAURO | 0 | W | Saborío 48; Beckerman (Paulo Jr.) 58 |
| Grp2 | 09/18/2012 | RSL 1 at TAURO | 0 | W | Saborio (penalty kick) 93+ |
| Grp2 | 10/23/2012 | RSL 0 vs HEREDN | 0 | T | |

# SAN JOSE EARTHQUAKES

## 2012 RECORD

| | GP | W-L-T | PTS | GF | GA |
|---|---|---|---|---|---|
| Earthquakes | 34 | 19-6-9 | 66 | 72 | 43 |

## RECORD at BUCK SHAW STADIUM

| GP | W-L-T | PTS | GF | GA |
|---|---|---|---|---|
| 17 | 10-1-6 | 36 | 43 | 22 |

## RECORD on road

| GP | W-L-T | PTS | GF | GA |
|---|---|---|---|---|
| 17 | 9-5-3 | 30 | 29 | 21 |

## RECORD at the half

| | W | L | T |
|---|---|---|---|
| LEADING | 12 | 0 | 1 |
| TIED | 4 | 3 | 4 |
| TRAILING | 3 | 3 | 4 |

## RECORD with the first goal

| | W | L | T |
|---|---|---|---|
| SCORING | 15 | 2 | 2 |
| CONCEDING | 4 | 4 | 6 |

## TEAM COMPARISONS

| | FOR | AGAINST |
|---|---|---|
| GOALS SCORED | 2.12 (1st) | 1.26 (7th) |
| TOTAL SHOTS | 15.21 (2nd) | 12.94 (12th) |
| SHOTS ON GOAL | 4.76 (1st) | 3.76 (4th) |
| SHOOTING ACCURACY | 37.1% (4th) | 33.6% (16th) |
| SCORING %AGE | 13.9% (2nd) | 9.8% (8th) |
| FOULS | 12.94 (6th) | 12.06 (11th) |
| CORNER KICKS | 5.44 (3rd) | 4.85 (9th) |
| OFFSIDE | 2.68 (5th) | 1.56 (3rd) |

## GOALS SCORED IN GAME

| GP | 0 | 1 | 2 | 3 | 4+ | TOT | AVG |
|---|---|---|---|---|---|---|---|
| 34 | 2 | 11 | 10 | 5 | 6 | 72 | 2.12 |

## GOALS ALLOWED IN GAME

| GP | 0 | 1 | 2 | 3 | 4+ | TOT | AVG |
|---|---|---|---|---|---|---|---|
| 34 | 7 | 15 | 8 | 4 | 0 | 43 | 1.26 |

## GOALS BY INTERVALS

| | TOT | 0-15 | 16-30 | 31-45+ | 46-60 | 61-75 | 76-90+ |
|---|---|---|---|---|---|---|---|
| FOR | 72 | 11 | 8 | 9 | 4 | 18 | 22 |
| AGAINST | 43 | 7 | 5 | 9 | 5 | 9 | 8 |

## WHERE THE GOALS COME FROM

| | | *FOR* | *AGAINST* |
|---|---|---|---|
| GOALS SCORED | | 72 | 43 |
| MINUTES PER GOAL | | 43 | 71 |
| *HOW SCORED* | | | |
| | RIGHT FOOT | 34 | 26 |
| | LEFT FOOT | 15 | 8 |
| | HEADERS | 21 | 9 |
| | OTHER | 2 | 0 |
| *TYPE OF PLAY* | | | |
| | OPEN PLAY | 26 | 23 |
| | CROSS | 17 | 8 |
| | CORNER | 10 | 1 |
| | REBOUND | 3 | 1 |
| | PENALTIES | 6 | 4 |
| | DIRECT FROM FREE KICK | 4 | 2 |
| | FREE KICK (INDIRECT) | 5 | 3 |
| | OWN GOALS | 1 | 1 |
| *DISTANCE* | | | |
| | INSIDE GOAL AREA | 20 | 11 |
| | INSIDE PENALTY AREA | 41 | 26 |
| | OUTSIDE PENALTY AREA | 11 | 6 |

## PRIMARY TEAM

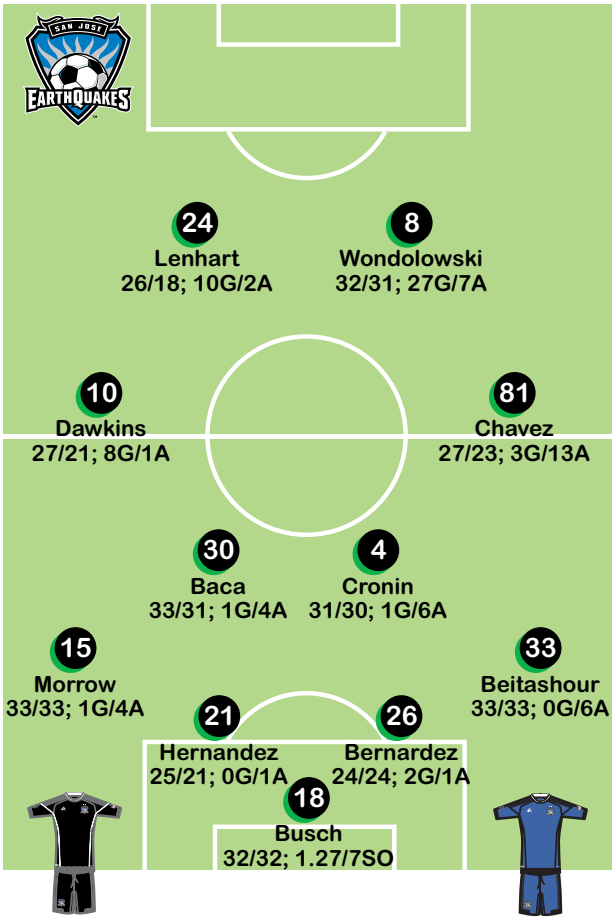

MLS CUP PLAYOFFS ★ 2012

# SAN JOSE EARTHQUAKES

| No. | Player | Pos | Ht | Wt | Birthdate | Birthplace | 2012 GP | 2012 GS | 2012 G | 2012 A | CAREER GP | CAREER GS | CAREER G | CAREER A |
|---|---|---|---|---|---|---|---|---|---|---|---|---|---|---|
| 1 | **David Bingham** | **GK** | 6-2 | 185 | 10/19/1989 | Castro Valley, CA | 3 | 2 | 0 | 0 | 4 | 3 | 0 | 1 |
| *In his second MLS season after playing at Univ. of California. Scored a goal in a friendly vs. West Bromwich Albion in 2011.* | | | | | | | | | | | | | | |
| 2 | **Jacob Hustedt** | **MF** | 5-9 | 170 | 01/30/1990 | Bothell, WA | 0 | 0 | 0 | 0 | 0 | 0 | 0 | 0 |
| *Played one season at Univ. of Washington after transferring from Cal Poly. Yet to make his professional debut.* | | | | | | | | | | | | | | |
| 4 | **Sam Cronin** | **MF** | 5-10 | 165 | 12/12/1986 | Atlanta, GA | 31 | 30 | 1 | 6 | 108 | 98 | 2 | 13 |
| *Regular in the center of midfield since being acquired from Toronto FC during 2010 season. Second overall selection in the 2009 SuperDraft out of Wake Forest* | | | | | | | | | | | | | | |
| 5 | **Brad Ring** | **MF** | 5-10 | 165 | 04/07/1987 | Rockford, IL | 2 | 1 | 0 | 0 | 34 | 22 | 0 | 1 |
| *Selected in the second round of the 2009 SuperDraft out of Indiana Univ.; missed his entire rookie season to injury* | | | | | | | | | | | | | | |
| 6 | **Shea Salinas** | **MF** | 5-10 | 150 | 06/24/1986 | Lubbock, TX | 19 | 11 | 1 | 7 | 108 | 51 | 5 | 15 |
| *Wide attacking threat who returned to the Quakes at the start of the season. Played with Vancouver in 2011 after one season with Philadelphia* | | | | | | | | | | | | | | |
| 7 | **Khari Stephenson** | **MF** | 6-1 | 185 | 01/18/1981 | Kingston, Jamaica | 27 | 10 | 2 | 3 | 78 | 49 | 8 | 8 |
| *In his third season with San Jose after returning to MLS following four seasons in Sweden and Norway. Jamaican international who started with KC in 2004* | | | | | | | | | | | | | | |
| 8 | **Chris Wondolowski** | **FW** | 6-0 | 165 | 01/28/1983 | Danville, CA | 32 | 31 | 27 | 7 | 143 | 106 | 68 | 14 |
| *Tied all-time season record for goals. Winner of the MLS Golden Boot in 2012 and 2010. First player in MLS history to lead league in goals three straight years.* | | | | | | | | | | | | | | |
| 9 | **Sercan Guvenisik** | **FW** | 5-9 | 157 | 03/01/1980 | Donauworth, West Germany | 5 | 1 | 0 | 0 | 5 | 1 | 0 | 0 |
| *Acquired by club in offseason from Preussen Munster in Germany. Has also played in Turkey and was a Turkish youth international* | | | | | | | | | | | | | | |
| 10 | **Simon Dawkins** | **MF** | 5-10 | 160 | 12/01/1987 | Edgware, England | 27 | 21 | 8 | 1 | 53 | 40 | 14 | 3 |
| *Now in his second MLS season on loan from Tottenham Hotspur. Started his professional career in 2005. England youth international.* | | | | | | | | | | | | | | |
| 11 | **Mehdi Ballouchy** | **MF** | 6-0 | 166 | 04/06/1983 | Casablanca, Morocco | 22 | 14 | 1 | 2 | 180 | 139 | 13 | 24 |
| *Attacking midfielder acquired from New York at midseason. Out for the season with a knee injury. In his seventh MLS season.* | | | | | | | | | | | | | | |
| 12 | **Ramiro Corrales** | **DF** | 6-0 | 180 | 03/12/1977 | Los Angeles, CA | 22 | 19 | 2 | 7 | 295 | 266 | 16 | 35 |
| *The final player remaining from the inaugural MLS season. Can play at fullback or in midfield. Played in Norway 2005-07.* | | | | | | | | | | | | | | |
| 13 | **Evan Newton** | **GK** | 6-2 | 185 | 04/01/1988 | Virginia Beach, VA | 0 | 0 | 0 | 0 | 0 | 0 | 0 | 0 |
| *In his second MLS season, after being selected in the 2011 Supplemental Draft by Houston. Yet to make his professional debut* | | | | | | | | | | | | | | |
| 14 | **Jean-Marc Alexandre** | **FW** | 5-11 | 190 | 08/24/1986 | Verrettes, Haiti | 2 | 0 | 0 | 0 | 40 | 14 | 1 | 2 |
| *Haitian international acquired from Real Salt Lake before the start of the season. In his fourth MLS season; a first-round selection in the 2009 SuperDraft* | | | | | | | | | | | | | | |
| 15 | **Justin Morrow** | **DF** | 5-9 | 165 | 10/04/1987 | Cleveland, OH | 33 | 33 | 1 | 4 | 45 | 42 | 1 | 4 |
| *In his third MLS season, can feature either at fullback or in central defense. Second-round selection in 2010 SuperDraft out of Univ. of Notre Dame* | | | | | | | | | | | | | | |
| 16 | **Alan Gordon** | **FW** | 6-3 | 190 | 10/16/1981 | Long Beach, CA | 23 | 13 | 13 | 7 | 141 | 87 | 35 | 23 |
| *Big striker who has tied his career-high in goals in his eighth MLS season, second with San Jose. Acquired midway through 2011 from Toronto FC* | | | | | | | | | | | | | | |
| 17 | **Joey Gjertsen** | **MF** | 5-9 | 165 | 06/13/1982 | Tacoma, WA | 0 | 0 | 0 | 0 | 36 | 29 | 2 | 4 |
| *Has missed the entire season following offseason knee surgery. In his third year in MLS after playing for the USL Montréal Impact and Vancouver Whitecaps* | | | | | | | | | | | | | | |
| 18 | **Jon Busch** | **GK** | 5-10 | 165 | 08/18/1976 | Queens, NY | 32 | 32 | 0 | 0 | 230 | 229 | 0 | 0 |
| *In his third season with the Quakes. Made his MLS debut with Columbus in 2002; the 2008 MLS Goalkeeper of the year with Chicago* | | | | | | | | | | | | | | |
| 19 | **Sam Garza** | **FW** | 5-11 | 170 | 10/17/1989 | Carrollton, TX | 6 | 0 | 0 | 1 | 6 | 0 | 0 | 1 |
| *First-round selection (No. 6 overall) in 2012 SuperDraft out of Univ. of California-Santa Barbara. U.S. youth international* | | | | | | | | | | | | | | |
| 20 | **Marcus Tracy** | **FW** | 6-1 | 170 | 10/02/1986 | Chestnut Hill, PA | 0 | 0 | 0 | 0 | 0 | 0 | 0 | 0 |
| *2008 M.A.C. Hermann Trophy signed at midseason after playing three seasons at Aalborg BK in Denmark* | | | | | | | | | | | | | | |
| 21 | **Jason Hernandez** | **DF** | 5-11 | 170 | 08/26/1983 | New York, NY | 25 | 23 | 0 | 1 | 177 | 158 | 0 | 3 |
| *Center back who has been a regular in his five seasons with San Jose, after coming from Chivas USA. Started career in 2005 with MetroStars out of Seton Hall* | | | | | | | | | | | | | | |
| 24 | **Steven Lenhart** | **FW** | 6-1 | 190 | 08/28/1986 | Jacksonville, FL | 26 | 18 | 10 | 2 | 103 | 61 | 28 | 9 |
| *Burly forward in his fifth MLS season, his second with San Jose. Started with Columbus after playing collegiately at Azusa Pacific Univ.* | | | | | | | | | | | | | | |
| 26 | **Victor Bernardez** | **DF** | 6-2 | 190 | 05/24/1982 | La Ceiba, Honduras | 24 | 24 | 2 | 1 | 24 | 24 | 2 | 1 |
| *Honduras international center back acquired before the start of the season from Anderlecht (Belgium). Also played with Motagua (Honduras) and Indios (Mexico)* | | | | | | | | | | | | | | |
| 27 | **Cesar Diaz Pizarro** | **FW** | 6-1 | 175 | 09/15/1990 | Chiclayo, Peru | 1 | 0 | 0 | 0 | 1 | 0 | 0 | 0 |
| *Rookie in his first season out of Univ. California-Riverside. Made his professional debut May 27.* | | | | | | | | | | | | | | |
| 28 | **Jed Zayner** | **DF** | 5-11 | 165 | 12/13/1984 | Valparaiso, IN | 1 | 1 | 0 | 0 | 50 | 35 | 0 | 2 |
| *Veteran defender signed during the season from D.C. United. In his seventh MLS season out of Indiana Univ.; played with Columbus 2006-10* | | | | | | | | | | | | | | |
| 30 | **Rafael Baca** | **MF** | 5-8 | 160 | 09/11/1989 | Tuxcan, Michoacan, Mexico | 33 | 31 | 1 | 4 | 48 | 42 | 2 | 7 |
| *Undrafted and signed during the 2011 season after playing at Loyola Marymount Univ., has become a regular in central midfield* | | | | | | | | | | | | | | |
| 33 | **Steven Beitashour** | **DF** | 5-10 | 170 | 02/01/1987 | San Jose, CA | 33 | 33 | 0 | 6 | 60 | 59 | 1 | 13 |
| *Second-round selection in 2010 SuperDraft out of San Diego State Univ. who has become the starter at right back. Named MLS All-Star in 2012* | | | | | | | | | | | | | | |
| 55 | **Ike Opara** | **DF** | 6-2 | 180 | 02/21/1989 | Durham, NC | 16 | 7 | 0 | 0 | 35 | 22 | 3 | 0 |
| *The third overall selection in the 2010 SuperDraft out Wake Forest. U.S. youth international. Has battled injuries last two seasons.* | | | | | | | | | | | | | | |
| 81 | **Marvin Chavez** | **MF** | 5-5 | 145 | 11/03/1983 | La Ceiba, Honduras | 27 | 23 | 3 | 13 | 81 | 66 | 11 | 19 |
| *Honduras international acquired before the start of the season in trade with FC Dallas. In his fourth MLS season. Played with Marathon and Victoria in Honduras.* | | | | | | | | | | | | | | |
| | **Tim Ward** | **DF** | 6-0 | 165 | 02/28/1987 | Waukesha, WI | 0 | 0 | 0 | 0 | 71 | 62 | 0 | 7 |
| *Missed the entirety of the season through injury. In his third season with San Jose after being acquired from Chicago* | | | | | | | | | | | | | | |

**HEAD COACH : Frank Yallop** 04/04/1961 W114L101 T78

## SAN JOSE EARTHQUAKES PLAYOFF HISTORY

| vs. Team | No. of Series | Series W-L | GP | W-L-T | OT | ShO | GF | GA | Last Mtg. | Round | Series Result |
|---|---|---|---|---|---|---|---|---|---|---|---|
| Chicago | 1 | 1-0 | 1 | 1-0-0 | 0-0-0 | 0-0 | 4 | 2 | 2003 | MLS Cup '03 | Won MLS Cup '03 |
| Colorado | 1 | 0-1 | 1 | 0-1-0 | 0-0-0 | 0-0 | 0 | 1 | 2010 | Semifinals | Lost 1 games to 0 |
| Columbus | 2 | 1-1 | 4 | 2-2-0 | 0-0-0 | 0-0 | 8 | 5 | 2002 | Quarterfinals | Lost 6 pts. to 0 |
| Kansas City | 2 | 1-1 | 3 | 2-1-0 | 1-0-0 | 0-0 | 5 | 5 | 2004 | Quarterfinals | Lost Series Tie-Breaker |
| Los Angeles | 4 | 2-2 | 8 | 3-4-1 | 1-0-0 | 0-0 | 10 | 13 | 2005 | Quarterfinals | Lost 1 games to 0 |
| Miami | 1 | 1-0 | 3 | 2-1-0 | 1-0-0 | 0-0 | 5 | 1 | 2001 | Semifinals | Won 6 pts. to 3 |
| New York | 1 | 1-0 | 2 | 1-1-0 | 0-0-0 | 0-0 | 3 | 2 | 2010 | Quarterfinals | Won Series Tie-Breaker |
| TOTALS | 12 | 7-5 | 22 | 11-10-1 | 3-0-0 | 0-0 | 35 | 29 | | | |

## SAN JOSE EARTHQUAKES – ALL-TIME POSTSEASON RESULTS

| DATE | OPPONENT | RESULT | ATT. | W-L-T | RD. | NOTES: |
|---|---|---|---|---|---|---|
| 09/26/1996 | Los Angeles | W 1-0 | 17,209 | 1-0-0 | QTR | Ianni (36) |
| 09/29/1996 | at Los Angeles | L 0-2 | 27,833 | 1-1-0 | QTR | |
| 10/02/1996 | at Los Angeles | L 0-2 | 30,231 | 1-2-0 | QTR | |
| 09/22/2001 | at Columbus | W 3-1 | 20,883 | 1-0-0 | QTR | Donovan (5,46); Lagos (31) |
| 09/26/2001 | Columbus | W 3-0 | 10,419 | 2-0-0 | QTR | Lagos (9); Cerritos (68); Donovan (76) |
| 10/10/2001 | at Miami | L 0-1 | 9,236 | 2-1-0 | SEM | |
| 10/14/2001 | Miami | W 4-0 | 16,119 | 3-1-0 | SEM | Donovan (16); Russell (57); Lagos (69); De Rosario (89) |
| 10/17/2001 | at Miami | W 1-0 (OT) | 11,242 | 4-1-0 | SEM | Dayak (93) |
| 10/21/2001 | at Los Angeles | W 2-1 (OT) | 21,626 | 5-1-0 | FIN | Donovan (43); De Rosario (96) |
| 09/25/2002 | Columbus | L 1-2 | 8,069 | 0-1-0 | QTR | Donovan (54) |
| 09/28/2002 | at Columbus | L 1-2 | 13,004 | 0-2-0 | QTR | Graziani (58) |
| 11/01/2003 | at Los Angeles | L 0-2 | 20,201 | 0-1-0 | QTR | |
| 11/09/2003 | Los Angeles | W 5-2 (ST) | 14,145 | 1-1-0 | QTR | Agoos (21); Donovan (35); Walker (50); Roner (90); Faria (96) |
| 11/15/2003 | Kansas City | W 3-2 (OT) | 16,108 | 2-1-0 | SEM | Lagos (61); Mullan (83); Donovan (117) |
| 11/23/2003 | at Chicago | W 4-2 | 27,000 | 3-1-0 | FIN | Ekelund (5); Donovan (38,71); Mulrooney (50) |
| 10/24/2004 | Kansas City | W 2-0 | 8,659 | 1-0-0 | QTR | De Rosario (40); Waibel (52) |
| 10/30/2004 | at Kansas City | L 0-3 | 10,222 | 1-1-0 | QTR | |
| 10/23/2005 | at Los Angeles | L 1-3 | 17,466 | 1-0-0 | QTR | Clark (68) |
| 10/29/2005 | Los Angeles | T 1-1 | 17,824 | 1-0-1 | QTR | Ching (42) |
| 10/30/2010 | New York | L 0-1 | 10,525 | 0-1-0 | QTR | NY: Lindpere (56) |
| 11/04/2010 | at New York | W 3-1 | 22,839 | 1-1-0 | QTR | SJ: Convey (6,76) Wondolowski (81); NY: Angel (78) |
| 11/13/2010 | at Colorado | L 0-1 | 17,779 | 1-2-0 | SEM | COL: Kimura (42) |

## CAREER POSTSEASON STATISTICS FOR CURRENT SAN JOSE CLASH/EARTHQUAKES PLAYERS

| UNF | POS | PLAYER | GP | GS | MIN | G | A | SHT | SOG | PKG | PKA | SKG | SKA | FC | FS | OFF | CK | C | E |
|---|---|---|---|---|---|---|---|---|---|---|---|---|---|---|---|---|---|---|---|
| 14 | M | Jean-Marc Alexandre | 2 | 0 | 18 | 0 | 0 | 0 | 0 | 0 | 0 | 0 | 0 | 0 | 0 | 0 | 0 | 0 | 0 |
| 11 | M | Mehdi Ballouchy | 5 | 2 | 223 | 0 | 1 | 7 | 3 | 0 | 0 | 0 | 0 | 3 | 2 | 1 | 1 | 1 | 0 |
| 81 | M | Marvin Chavez | 5 | 5 | 382 | 1 | 2 | 11 | 3 | 0 | 0 | 0 | 0 | 4 | 11 | 0 | 0 | 1 | 0 |
| 12 | M | Ramiro Corrales | 15 | 9 | 865 | 0 | 1 | 12 | 5 | 0 | 0 | 0 | 0 | 10 | 14 | 2 | 5 | 3 | 0 |
| 4 | M | Sam Cronin | 3 | 3 | 238 | 0 | 0 | 1 | 0 | 0 | 0 | 0 | 0 | 4 | 0 | 0 | 0 | 0 | 0 |
| 16 | F | Alan Gordon | 7 | 0 | 88 | 0 | 0 | 1 | 0 | 0 | 0 | 0 | 0 | 2 | 7 | 2 | 0 | 0 | 0 |
| 21 | D | Jason Hernandez | 8 | 8 | 720 | 0 | 0 | 0 | 0 | 0 | 0 | 0 | 0 | 6 | 3 | 0 | 0 | 0 | 0 |
| 24 | F | Steven Lenhart | 6 | 2 | 212 | 1 | 0 | 8 | 3 | 0 | 0 | 0 | 0 | 5 | 6 | 2 | 0 | 0 | 0 |
| 7 | M | Khari Stephenson | 6 | 3 | 237 | 1 | 0 | 6 | 3 | 0 | 0 | 0 | 0 | 3 | 2 | 0 | 1 | 0 | 0 |
| 20 | D | Tim Ward | 3 | 3 | 270 | 0 | 0 | 0 | 0 | 0 | 0 | 0 | 0 | 3 | 3 | 0 | 0 | 0 | 0 |
| 8 | M | Chris Wondolowski | 3 | 3 | 270 | 1 | 0 | 7 | 4 | 0 | 0 | 0 | 0 | 1 | 3 | 0 | 0 | 1 | 0 |

| UNF | POS | GOALKEEPER | GP | GS | MIN | SHTS | SV | GA | GAA | PKG | PKA | SKG | SKA | W | L | T | SO |
|---|---|---|---|---|---|---|---|---|---|---|---|---|---|---|---|---|---|
| 18 | GK | Jon Busch | 16 | 16 | 1490 | 21 | 67 | 14 | 0.85 | 0 | 0 | 5 | 7 | 5 | 6 | 5 | 5 |

# ALL-TIME SAN JOSE POSTSEASON STATISTICS (11-10-1, 34 PTS.)

| PLAYER | GP | GS | MIN | G | A |
|---|---|---|---|---|---|
| Landon Donovan | 14 | 14 | 1288 | 10 | 6 |
| Manny Lagos | 10 | 10 | 765 | 4 | 3 |
| Dwayne De Rosario | 13 | 6 | 568 | 3 | 1 |
| Bobby Convey | 3 | 3 | 270 | 2 | 1 |
| Richard Mulrooney | 11 | 11 | 1033 | 1 | 6 |
| Ronnie Ekelund | 11 | 10 | 950 | 1 | 4 |
| Troy Dayak | 10 | 10 | 943 | 1 | 3 |
| Brian Mullan | 8 | 8 | 753 | 1 | 3 |
| Ian Russell | 14 | 10 | 897 | 1 | 3 |
| Jeff Agoos | 14 | 14 | 1303 | 1 | 2 |
| Jamil Walker | 5 | 3 | 231 | 1 | 2 |
| Ariel Graziani | 2 | 2 | 180 | 1 | 1 |
| Ronald Cerritos | 8 | 4 | 400 | 1 | 0 |
| Brian Ching | 4 | 4 | 360 | 1 | 0 |
| Ricardo Clark | 2 | 2 | 180 | 1 | 0 |
| Rodrigo Faria | 3 | 0 | 115 | 1 | 0 |
| Tayt Ianni | 3 | 3 | 252 | 1 | 0 |
| Chris Roner | 3 | 1 | 136 | 1 | 0 |
| Craig Waibel | 6 | 5 | 419 | 1 | 0 |
| Chris Wondolowski | 3 | 3 | 270 | 1 | 0 |
| Wade Barrett | 10 | 10 | 880 | 0 | 4 |
| Junior Agogo | 3 | 3 | 205 | 0 | 2 |
| Arturo Alvarez | 3 | 0 | 69 | 0 | 1 |
| Ramiro Corrales | 14 | 9 | 851 | 0 | 1 |
| Zak Ibsen | 6 | 2 | 147 | 0 | 1 |
| Ryan Johnson | 3 | 3 | 270 | 0 | 1 |
| Scott Sealy | 3 | 3 | 242 | 0 | 1 |
| Eric Wynalda | 2 | 2 | 177 | 0 | 1 |
| Jeff Baicher | 3 | 0 | 66 | 0 | 0 |
| Devin Barclay | 1 | 0 | 6 | 0 | 0 |
| Scott Bower | 2 | 0 | 24 | 0 | 0 |
| Paul Bravo | 3 | 3 | 270 | 0 | 0 |
| Dario Brose | 1 | 0 | 6 | 0 | 0 |
| Chris Brown | 1 | 0 | 1 | 0 | 0 |
| Jon Busch | 3 | 3 | 270 | 0 | 0 |
| Altimont Butler | 2 | 1 | 92 | 0 | 0 |
| Danny Califf | 2 | 2 | 180 | 0 | 0 |
| Joe Cannon | 8 | 8 | 730 | 0 | 0 |
| Mark Chung | 2 | 2 | 180 | 0 | 0 |
| Ryan Cochrane | 2 | 2 | 180 | 0 | 0 |
| Jimmy Conrad | 6 | 6 | 550 | 0 | 0 |
| Sam Cronin | 3 | 3 | 238 | 0 | 0 |
| John Doyle | 3 | 3 | 270 | 0 | 0 |
| Oscar Draguicevich | 2 | 2 | 177 | 0 | 0 |
| Todd Dunivant | 3 | 3 | 270 | 0 | 0 |
| Eduardo | 3 | 0 | 84 | 0 | 0 |
| Michael Emenalo | 3 | 3 | 270 | 0 | 0 |
| Missael Espinoza | 3 | 3 | 250 | 0 | 0 |
| Geovanni | 3 | 3 | 229 | 0 | 0 |
| Kevin Goldthwaite | 1 | 0 | 16 | 0 | 0 |
| Kelly Gray | 2 | 2 | 164 | 0 | 0 |
| Jason Hernandez | 3 | 3 | 270 | 0 | 0 |
| Paul Holocher | 1 | 0 | 18 | 0 | 0 |
| Ben Iroha | 3 | 3 | 239 | 0 | 0 |
| Chris Leitch | 1 | 1 | 57 | 0 | 0 |
| Eddie Lewis | 3 | 0 | 80 | 0 | 0 |
| Tim Martin | 3 | 3 | 270 | 0 | 0 |
| Brandon McDonald | 3 | 3 | 270 | 0 | 0 |
| Alejandro Moreno | 2 | 1 | 113 | 0 | 0 |
| Pat Onstad | 8 | 8 | 753 | 0 | 0 |
| Danny O'Rourke | 1 | 0 | 1 | 0 | 0 |
| Eddie Robinson | 8 | 7 | 664 | 0 | 0 |
| Jorge Rodas | 3 | 3 | 205 | 0 | 0 |
| Dave Salzwedel | 3 | 3 | 270 | 0 | 0 |
| Khari Stephenson | 2 | 0 | 26 | 0 | 0 |
| Tim Ward | 3 | 3 | 270 | 0 | 0 |
| Team totals | 22 | 22 | 2023 | 35 | 47 |
| Opponent totals | 22 | 22 | 2023 | 29 | 30 |

CLASH/EARTHQUAKES INDIVIDUAL GOALKEEPING

| GOALKEEPER | GP | GS | SV | GA | GAA | SO |
|---|---|---|---|---|---|---|
| Joe Cannon | 8 | 8 | 28 | 7 | 0.86 | 3 |
| Jon Busch | 3 | 3 | 14 | 3 | 1.00 | 0 |
| Dave Salzwedel | 3 | 3 | 18 | 4 | 1.33 | 1 |
| Pat Onstad | 8 | 8 | 26 | 15 | 1.79 | 1 |
| Team totals | 22 | 22 | 86 | 29 | 1.29 | 5 |
| Opponent totals | 22 | 22 | 95 | 35 | 1.56 | 7 |

## SAN JOSE EARTHQUAKES INDIVIDUAL HIGH GAMES (2012)

Goals
3 Chris Wondolowski 07/14/2012 vs. RSL W 5-0
3 Chris Wondolowski 10/06/2012 at COL W 4-1

Assists
2 8 times

Shots
8 Khari Stephenson 04/21/2012 vs. RSL W 3-1

Shots on Goal
5 Simon Dawkins 07/28/2012 vs. CHI T 1-1
5 Alan Gordon 08/25/2012 vs. COL W 4-1

Fouls Committed
6 Alan Gordon 09/22/2012 at SEA W 2-1

Fouls Suffered
5 Alan Gordon 07/14/2012 vs. RSL W 5-0
5 Steven Lenhart 08/11/2012 vs. SEA W 2-1

Offside
5 Steven Lenhart 03/24/2012 at TOR W 3-0

Saves
6 Jon Busch 07/28/2012 vs. CHI T 1-1

Shots Faced
8 Jon Busch 05/02/2012 vs. DC W 5-3

Goals Allowed
3 Jon Busch 05/02/2012 vs. DC W 5-3
3 Jon Busch 06/30/2012 vs. LA W 4-3
3 Jon Busch 08/18/2012 at MTL L 1-3
3 Jon Busch 09/29/2012 vs. DAL T 3-3

## TEAM HIGH GAMES (2012)

Goals
5 05/02/2012 vs. DC W 5-3
5 07/14/2012 vs. RSL W 5-0

Assists
6 07/14/2012 vs. RSL W 5-0
6 08/25/2012 vs. COL W 4-1

Shots
25 05/13/2012 vs. CHV T 1-1

Shots on Goal
11 07/28/2012 vs. CHI T 1-1

Fouls Committed
18 03/10/2012 vs. NE W 1-0

Fouls Suffered
19 09/02/2012 vs. CHV W 4-0

Corner Kicks
15 05/13/2012 vs. CHV T 1-1

Offside
7 06/20/2012 at COL W 2-1

Saves
6 07/28/2012 vs. CHI T 1-1

Shots Faced
8 05/02/2012 vs. DC W 5-3
8 06/23/2012 at RSL W 2-1
8 07/18/2012 vs. DAL W 2-1

Goals Allowed
3 05/02/2012 vs. DC W 5-3
3 06/30/2012 vs. LA W 4-3
3 08/18/2012 at MTL L 1-3
3 09/29/2012 vs. DAL T 3-3

## TEAM LOW GAMES (2012)

Shots
6 03/10/2012 vs. NE W 1-0

Shots on Goal
1 03/10/2012 vs. NE W 1-0

Fouls Committed
8 03/17/2012 vs. HOU L 0-1
8 07/14/2012 vs. RSL W 5-0
8 08/18/2012 at MTL L 1-3

Fouls Suffered
6 03/24/2012 at TOR W 3-0

Corner Kicks
1 03/31/2012 at SEA W 1-0
1 05/05/2012 at VAN L 1-2
1 05/27/2012 at KC L 1-2
1 10/06/2012 at COL W 4-1

Offside
0 07/28/2012 vs. CHI T 1-1
0 09/22/2012 at SEA W 2-1

Saves
0 05/13/2012 vs. CHV T 1-1
0 05/19/2012 vs. CLB T 1-1
0 09/22/2012 at SEA W 2-1

Shots Faced
1 6 times

## SAN JOSE EARTHQUAKES INDIVIDUAL POSTSEASON HIGH GAMES (1996-2010)

Goals
2 Landon Donovan 09/22/2001 at CLB W 3-1
2 Landon Donovan 11/23/2003 at CHI W 4-2
2 Bobby Convey 11/04/2010 at NY W 3-1

Assists
3 Richard Mulrooney 11/09/2003 vs. LA W 5-2

Shots
9 Ricardo Clark 10/23/2005 at LA L 1-3

Shots on Goal
4 Ricardo Clark 10/23/2005 at LA L 1-3

Fouls Committed
7 Ben Iroha 09/26/1996 vs. LA W 1-0

Fouls Suffered
8 Landon Donovan 09/26/2001 vs. CLB W 3-0

Offside
5 Brian Ching 10/30/2004 at KC L 0-3

Saves
8 Pat Onstad 11/23/2003 at CHI W 4-2

Shots Faced
10 Pat Onstad 11/23/2003 at CHI W 4-2

Goals Allowed
3 Pat Onstad 10/30/2004 at KC L 0-3
3 Pat Onstad 10/23/2005 at LA L 1-3

## TEAM POSTSEASON HIGH GAMES (1996-2010)

Goals
5 11/09/2003 vs. LA W 5-2

Assists
8 11/09/2003 vs. LA W 5-2

Shots
23 11/09/2003 vs. LA W 5-2

Shots on Goal
12 10/14/2001 vs. MIA W 4-0

Fouls Committed
24 10/24/2004 vs. KC W 2-0

Fouls Suffered
23 09/26/2001 vs. CLB W 3-0

Corner Kicks
13 10/21/2001 at LA W 2-1

Offside
9 09/26/1996 vs. LA W 1-0

Saves
8 11/23/2003 at CHI W 4-2

Shots Faced
10 11/23/2003 at CHI W 4-2

Goals Allowed
3 10/30/2004 at KC L 0-3
3 10/23/2005 at LA L 1-3

## TEAM POSTSEASON LOW GAMES (1996-2010)

Shots
6 09/22/2001 at CLB W 3-1

Shots on Goal
1 11/13/2010 at COL L 0-1

Fouls Committed
9 11/04/2010 at NY W 3-1

Fouls Suffered
6 11/13/2010 at COL L 0-1

Corner Kicks
2 10/10/2001 at MIA L 0-1

Offside
1 10/17/2001 at MIA W 1-0
1 11/01/2003 at LA L 0-2
1 10/29/2005 vs. LA T 1-1

Saves
1 10/21/2001 at LA W 2-1

Shots Faced
2 09/26/2001 vs. CLB W 3-0
2 10/14/2001 vs. MIA W 4-0
2 10/21/2001 at LA W 2-1
2 10/24/2004 vs. KC W 2-0

## 2012 SAN JOSE EARTHQUAKES STATISTICS (19-6-9, 66 pts.)

| UNF | POS | PLAYER | GP | GS | MIN | G | A | SHT | SOG | FC | FS | OFF | CK | C | E |
|---|---|---|---|---|---|---|---|---|---|---|---|---|---|---|---|
| 8 | F | Chris Wondolowski | 32 | 31 | 2813 | 27 | 7 | 127 | 55 | 19 | 25 | 28 | 0 | 3 | 0 |
| 16 | F | Alan Gordon | 23 | 13 | 1297 | 13 | 7 | 43 | 25 | 54 | 35 | 15 | 0 | 7 | 1 |
| 24 | F | Steven Lenhart | 26 | 18 | 1623 | 10 | 2 | 64 | 33 | 52 | 46 | 27 | 1 | 7 | 1 |
| 10 | M | Simon Dawkins | 27 | 21 | 1847 | 8 | 1 | 65 | 24 | 26 | 35 | 3 | 15 | 2 | 0 |
| 81 | M | Marvin Chavez | 27 | 23 | 1911 | 3 | 13 | 42 | 14 | 38 | 32 | 5 | 82 | 5 | 0 |
| 12 | D | Ramiro Corrales | 22 | 19 | 1667 | 2 | 7 | 20 | 6 | 21 | 21 | 1 | 3 | 7 | 1 |
| 7 | M | Khari Stephenson | 27 | 10 | 1052 | 2 | 3 | 31 | 10 | 28 | 3 | 1 | 0 | 2 | 0 |
| 26 | D | Victor Bernardez | 24 | 24 | 2088 | 2 | 1 | 19 | 4 | 30 | 17 | 1 | 0 | 6 | 0 |
| 6 | M | Shea Salinas | 19 | 11 | 1099 | 1 | 7 | 17 | 5 | 16 | 10 | 1 | 32 | 1 | 0 |
| 4 | M | Sam Cronin | 31 | 30 | 2578 | 1 | 6 | 25 | 3 | 37 | 21 | 0 | 1 | 3 | 0 |
| 30 | M | Rafael Baca | 33 | 31 | 2551 | 1 | 4 | 24 | 7 | 22 | 33 | 4 | 23 | 4 | 0 |
| 15 | D | Justin Morrow | 33 | 33 | 2970 | 1 | 4 | 6 | 2 | 25 | 30 | 0 | 0 | 2 | 0 |
| 11 | M | Mehdi Ballouchy (TOT) | 22 | 14 | 1116 | 1 | 2 | 15 | 3 | 22 | 20 | 0 | 19 | 3 | 0 |
| 11 | M | Mehdi Ballouchy (SJ) | 6 | 4 | 266 | 0 | 0 | 2 | 0 | 5 | 3 | 0 | 10 | 0 | 0 |
| 33 | D | Steven Beitashour | 33 | 33 | 2955 | 0 | 6 | 11 | 2 | 29 | 30 | 1 | 4 | 6 | 0 |
| 11 | M | Tressor Moreno | 12 | 6 | 557 | 0 | 3 | 3 | 0 | 3 | 6 | 0 | 13 | 1 | 0 |
| 19 | F | Sam Garza | 6 | 0 | 101 | 0 | 1 | 4 | 0 | 3 | 3 | 0 | 0 | 1 | 0 |
| 21 | D | Jason Hernandez | 25 | 23 | 2090 | 0 | 1 | 3 | 0 | 14 | 10 | 0 | 0 | 1 | 2 |
| 14 | F | Jean-Marc Alexandre | 2 | 0 | 8 | 0 | 0 | 0 | 0 | 2 | 0 | 0 | 0 | 0 | 0 |
| 1 | G | David Bingham | 3 | 2 | 225 | 0 | 0 | 0 | 0 | 0 | 0 | 0 | 0 | 0 | 0 |
| 18 | G | Jon Busch | 32 | 32 | 2835 | 0 | 0 | 0 | 0 | 1 | 5 | 0 | 0 | 0 | 0 |
| 9 | F | Sercan Guvenisik | 5 | 1 | 87 | 0 | 0 | 3 | 0 | 2 | 2 | 1 | 0 | 0 | 0 |
| 55 | D | Ike Opara | 16 | 7 | 763 | 0 | 0 | 8 | 2 | 11 | 11 | 2 | 0 | 0 | 0 |
| 27 | F | Cesar Diaz Pizarro | 1 | 0 | 29 | 0 | 0 | 0 | 0 | 1 | 0 | 1 | 0 | 0 | 0 |
| 5 | M | Brad Ring | 2 | 1 | 76 | 0 | 0 | 0 | 0 | 1 | 1 | 0 | 0 | 0 | 0 |
| 28 | D | Jed Zayner | 1 | 1 | 72 | 0 | 0 | 0 | 0 | 0 | 1 | 0 | 0 | 0 | 0 |
| 17 | M | Joey Gjertsen | 0 | 0 | 0 | 0 | 0 | 0 | 0 | 0 | 0 | 0 | 0 | 0 | 0 |
| 2 | M | Jacob Hustedt | 0 | 0 | 0 | 0 | 0 | 0 | 0 | 0 | 0 | 0 | 0 | 0 | 0 |
| 13 | G | Evan Newton | 0 | 0 | 0 | 0 | 0 | 0 | 0 | 0 | 0 | 0 | 0 | 0 | 0 |
| | F | Marcus Tracy | 0 | 0 | 0 | 0 | 0 | 0 | 0 | 0 | 0 | 0 | 0 | 0 | 0 |
| 20 | D | Tim Ward | 0 | 0 | 0 | 0 | 0 | 0 | 0 | 0 | 0 | 0 | 0 | 0 | 0 |
| | | Own-goals received | | | | 1 | | | | | | | | | |
| | | Team totals | 34 | 34 | 3060 | 72 | 73 | 517 | 192 | 440 | 410 | 91 | 185 | 58 | 5 |
| | | Opponent totals | 34 | 34 | 3060 | 43 | 40 | 440 | 135 | 410 | 440 | 53 | 165 | 61 | 5 |

GAME-WINNING GOALS: Chris Wondolowski 11, Alan Gordon 4, Steven Lenhart 2, Simon Dawkins 1
Victor Bernardez 1
GAME-WINNING ASSISTS: Ramiro Corrales 3, Marvin Chavez 3, Rafael Baca 3, Shea Salinas 2
Justin Morrow 2, Alan Gordon 2, Sam Cronin 2, Steven Beitashour 2
Jason Hernandez 1, Victor Bernardez 1
PENALTY KICK GOALS/ATTEMPTS: Chris Wondolowski 5-7, Khari Stephenson 1-1

SAN JOSE EARTHQUAKES INDIVIDUAL GOALKEEPING

| UNF | POS | GOALKEEPER | GP | GS | MIN | SHTS | SV | GA | GAA | PG | PA | W | L | T | SO |
|---|---|---|---|---|---|---|---|---|---|---|---|---|---|---|---|
| 1 | G | David Bingham | 3 | 2 | 225 | 12 | 8 | 3 | 1.20 | 0 | 0 | 2 | 1 | 0 | 0 |
| 18 | G | Jon Busch | 32 | 32 | 2835 | 123 | 77 | 40 | 1.27 | 4 | 5 | 17 | 5 | 9 | 7 |
| | | Team totals | 34 | 34 | 3060 | 135 | 85 | 43 | 1.26 | 4 | 5 | 19 | 6 | 9 | 7 |
| | | Opponent totals | 34 | 34 | 3060 | 192 | 116 | 72 | 2.12 | 6 | 8 | 6 | 19 | 9 | 2 |

* = Played with other teams in 2012. Only San Jose Earthquakes statistics listed here.

## SAN JOSE EARTHQUAKES 2012 SCHEDULE

| DAY | DATE | OPPONENT | RESULT | ATT. | W-L-T | POS. | PTS | NOTES: |
|---|---|---|---|---|---|---|---|---|
| Sat. | Mar. 10 | New England | W 1-0 | 10,525 | 1-0-0 | T1 | 3 | SJ: Wondolowski (15) |
| Sat. | Mar. 17 | Houston | L 0-1 | 21,816 | 1-1-0 | T5 | 3 | HOU: Davis (14) |
| Sat. | Mar. 24 | at Toronto FC | W 3-0 | 20,070 | 2-1-0 | 0 | 6 | SJ: Wondolowski (9,67) Salinas (56) |
| Sat. | Mar. 31 | at Seattle | W 1-0 | 38,301 | 3-1-0 | T1 | 9 | SJ: Wondolowski (24) |
| Sat. | Apr. 7 | Vancouver | W 3-1 | 10,525 | 4-1-0 | 2 | 12 | SJ: Wondolowski (68,78) Gordon (72); VAN: Le Toux (49) |
| Sat. | Apr. 14 | at New York | T 2-2 | 17,114 | 4-1-1 | 2 | 13 | SJ: Baca (15) Wondolowski (35); NY: Cooper (5) McCarty (22) |
| Sat. | Apr. 21 | Real Salt Lake | W 3-1 | 10,202 | 5-1-1 | 1 | 16 | SJ: Stephenson (47+) Dawkins (92+) Wondolowski (93+); RSL: Beckerman (53) |
| Sat. | Apr. 28 | at Philadelphia | W 2-1 | 18,581 | 6-1-1 | T1 | 19 | SJ: Lenhart (76,93+); PHI: Gomez (83) |
| Wed. | May 2 | D.C. United | W 5-3 | 8,734 | 7-1-1 | 1 | 22 | SJ: Lenhart (19,74) Wondolowski (21,69) Morrow (31); DC: De Rosario (8) Woolard (64) Salihi (88) |
| Sat. | May 5 | at Vancouver | L 1-2 | 19,271 | 7-2-1 | T1 | 22 | SJ: Wondolowski (15); VAN: Koffie (40) Hassli (94+) |
| Sun. | May 13 | Chivas USA | T 1-1 | 9,619 | 7-2-2 | 2 | 23 | SJ: Gordon (88); CHV: Correa (4) |
| Sat. | May 19 | Columbus | T 1-1 | 10,256 | 7-2-3 | 2 | 24 | SJ: Gordon (90); CLB: Meram (47+) |
| Wed. | May 23 | at Los Angeles | W 3-2 | 16,512 | 8-2-3 | 1 | 27 | SJ: Lenhart (76) Stephenson (82) Gordon (94+); LA: Jimenez (3) Magee (73) |
| Sun. | May 27 | at Sporting KC | L 1-2 | 19,974 | 8-3-3 | 0 | 27 | SJ: Dawkins (72); KC: Sapong (5) Kamara (39) |
| Wed. | June 20 | at Colorado | W 2-1 | 13,080 | 9-3-3 | 2 | 30 | SJ: own goal (83) Wondolowski (92+); COL: Mullan (18) |
| Sat. | June 23 | at Real Salt Lake | W 2-1 | 18,050 | 10-3-3 | 1 | 33 | SJ: Gordon (75) Wondolowski (84); RSL: Morales (79) |
| Sat. | June 30 | Los Angeles | W 4-3 | 50,391 | 11-3-3 | 1 | 36 | SJ: Lenhart (7) Bernardez (44) Cronin (47) Wondolowski (61); LA: Beckham (31) own goal (36) Donovan (41) |
| Tue. | July 3 | at Portland | L 1-2 | 20,438 | 11-4-3 | 1 | 36 | SJ: Gordon (74); POR: Mwanga (29) Jewsbury (59) |
| Sat. | July 7 | at FC Dallas | T 0-0 | 10,132 | 11-4-4 | 1 | 37 | |
| Sat. | July 14 | Real Salt Lake | W 5-0 | 10,744 | 12-4-4 | 1 | 40 | SJ: Wondolowski (18,72,80) Gordon (63) Dawkins (79) |
| Wed. | July 18 | FC Dallas | W 2-1 | 9,481 | 13-4-4 | 1 | 43 | SJ: Chavez (12) Gordon (45); DAL: Pertuz (89) |
| Sun. | July 22 | at Vancouver | L 1-2 | 20,112 | 13-5-4 | 1 | 43 | SJ: Gordon (38); VAN: Richards (20) Robson (62) |
| Sat. | July 28 | Chicago | T 1-1 | 10,525 | 13-5-5 | 1 | 44 | SJ: Lenhart (98+); CHI: Rolfe (37) |
| Sat. | Aug. 11 | Seattle | W 2-1 | 10,744 | 14-5-5 | 1 | 47 | SJ: Dawkins (71) Lenhart (93+); SEA: Montero (92+) |
| Sat. | Aug. 18 | at Montreal | L 1-3 | 19,431 | 14-6-5 | 1 | 47 | SJ: Wondolowski (23); MTL: Di Vaio (25) Neagle (61) Bernier (72) |
| Sat. | Aug. 25 | Colorado | W 4-1 | 10,525 | 15-6-5 | 1 | 50 | SJ: Dawkins (11,68) Gordon (43,75); COL: Marshall (54) |
| Sun. | Sept. 2 | Chivas USA | W 4-0 | 10,525 | 16-6-5 | 1 | 53 | SJ: Bernardez (11) Dawkins (39) Corrales (71,81) |
| Sat. | Sept. 15 | at Chivas USA | W 2-0 | 11,317 | 17-6-5 | 1 | 56 | SJ: Wondolowski (40) Gordon (49) |
| Wed. | Sept. 19 | Portland | T 2-2 | 9,877 | 17-6-6 | 1 | 57 | SJ: Wondolowski (73,92+); POR: Mwanga (45,62) |
| Sat. | Sept. 22 | at Seattle | W 2-1 | 38,948 | 18-6-6 | 1 | 60 | SJ: Dawkins (2) Wondolowski (30); SEA: Zakuani (14) |
| Sat. | Sept. 29 | FC Dallas | T 3-3 | 10,744 | 18-6-7 | 1 | 61 | SJ: Gordon (24) Lenhart (82,95+); DAL: Perez (37,72) Hedges (88) |
| Sat. | Oct. 6 | at Colorado | W 4-1 | 15,232 | 19-6-7 | 1 | 64 | SJ: Chavez (2) Wondolowski (11,51,83); COL: Akpan (92+) |
| Sun. | Oct. 21 | Los Angeles | T 2-2 | 10,744 | 19-6-8 | 1 | 65 | SJ: Chavez (61) Wondolowski (73); LA: Keane (59) Buddle (69) |
| Sat. | Oct. 27 | at Portland | T 1-1 | 20,438 | 19-6-9 | 1 | 66 | SJ: Wondolowski (24); POR: Dike (67) |

## SAN JOSE EARTHQUAKES – GAME-BY-GAME

| # | Player | 1 NE 1-0 | 2 HOU 0-1 | 3 TOR 3-0 | 4 SEA 1-0 | 5 VAN 3-1 | 6 NY 2-2 | 7 RSL 3-1 | 8 PHI 2-1 | 9 DC 5-3 | 10 VAN 1-2 | 11 CHV 1-1 | 12 CLB 1-1 | 13 LA 3-2 | 14 KC 1-2 | 15 COL 2-1 | 16 RSL 2-1 | 17 LA 4-3 | 18 POR 1-2 | 19 DAL 0-0 | 20 RSL 5-0 | 21 DAL 2-1 | 22 VAN 1-2 | 23 CHI 1-1 | 24 SEA 2-1 | 25 MTL 1-3 | 26 COL 4-1 | 27 CHV 4-0 | 28 CHV 2-0 | 29 POR 2-2 | 30 SEA 2-1 | 31 DAL 3-3 | 32 COL 4-1 | 33 LA 2-2 | 34 POR 1-1 |
|---|---|---|---|---|---|---|---|---|---|---|---|---|---|---|---|---|---|---|---|---|---|---|---|---|---|---|---|---|---|---|---|---|---|---|---|
| 1 | David Bingham | | | | | | | | | | | | | | | 90G | | 45 | 90G | | | | | | | | | | | | | | | | |
| 2 | Jacob Hustedt | | | | | | | | | | | | | | | | | | | | | | | | | | | | | | | | | | |
| 4 | Sam Cronin | 90M | 80M | 90M | 90M | 68M | 90M | 61M | 60M | 18 | 90M | | 90M | 66M | | 70M | | 90M | 90M | 90M | 90M | 90M | 90M | 90M | 90M | 90M | 90M | 85M | 90M | 90M | 90M | 90M | 90M | 90M | 90M |
| 5 | Brad Ring | | | | | | | | | | | | | | 71M | | | | | | | | | | | | | 5 | | | | | | | |
| 6 | Shea Salinas | 90M | 90M | 85M | 90M | 90M | 44M | | | | | | | | | 15 | 24 | | 90M | 28 | 90M | 89M | 26 | 90M | 3 | | | | | | | 18 | 23 | 24 | 90M |
| 7 | Khari Stephenson | 21 | 63M | 18 | | 22 | 90M | 90M | 90M | 90M | 27 | 90M | 56M | 24 | 90M | 20 | 84M | 2 | 62M | 7 | 13 | 19 | | | | 16 | 12 | | 1 | | | 8 | 6 | 7 | 24 |
| 8 | Chris Wondolowski | 90M | 90F | 90F | 90F | 90F | 90F | 90F | 90F | 90F | 90F | 90F | 90F | | | 90F | 90F | 90F | 90F | 90F | 81F | 90F | 90F | 90F | 90F | 90F | 90F | 90F | 90F | 32 | 90F | 90F | 90M | 90F | 90F |
| 9 | Sercan Guvenisik | | 10 | | | | | | | | | 15 | | 45F | | | | | | | 9 | | 8 | | | | | | | | | | | | |
| 10 | Simon Dawkins | 26 | | 5 | 1 | 52M | 46 | 90M | 90M | 72M | 63M | 90M | 90M | 90M | 90M | 90M | 66M | | | | 21 | 21 | 90M | 90M | 90M | 90M | 89M | 90M | 89M | 90M | 60M | | | 66M | |
| 11 | Tressor Moreno | | 27 | 57M | | 52 | | 90M | 61M | 63M | 15 | 57M | 20 | 90M | 19 | | | | 6 | | | | | | | | | | | | | | | | |
| 11 | Mehdi Ballouchy | | | | | | | | | | | | | | | | | | | | | | | | | | 10 | 7 | 75M | 58M | 65M | 51M | | | |
| 12 | Ramiro Corrales | 90D | 90D | 90D | 45D | 90D | 80D | | | 83D | 90D | 90D | 90D | | 90D | | 90M | 90M | | 80M | | 1 | | | | | 90D | 90D | 15 | 90M | 30 | | 90D | 73D | |
| 13 | Evan Newton | | | | | | | | | | | | | | | | | | | | | | | | | | | | | | | | | | |
| 14 | Jean-Marc Alexandre | | | | | | | | | | | | | | | | 6 | | | | | | | | | | | | | | | | 2 | | |
| 15 | Justin Morrow | 90D | 90D | 90D | 90D | 90D | 90D | 90D | 90D | 90D | 90D | 90D | 90D | 90D | 90D | 90D | 90D | 90D | 90D | 90D | 90D | 90D | 90D | 90D | 90D | 90D | 90D | | 90D | 90D | 90D | 90D | 90D | 90D | 90D |
| 16 | Alan Gordon | | | | 23 | 38 | | 15 | | | | 33 | 30 | 45 | 61F | 25 | 31 | 22 | 90F | 83F | 77F | 71F | 90F | 89F | | | 78F | 60F | 62F | 27 | 90F | 90F | 67F | | |
| 17 | Joey Gjertsen | | | | | | | | | | | | | | | | | | | | | | | | | | | | | | | | | | |
| 18 | Jon Busch | 90G | 90G | 90G | 90G | 90G | 90G | 90G | 90G | 90G | 90G | 90G | 90G | 90G | 90G | | 90G | 45G | | 90G | 90G | 90G | 90G | 90G | 90G | 90G | 90G | 90G | 90G | 90G | 90G | 90G | 90G | 90G | 90G |
| 19 | Sam Garza | | | | | | | 8 | | | | 30 | 34 | | | | | | | | | | | 18 | | | 1 | | | | | | | | 10 |
| 20 | Tim Ward | | | | | | | | | | | | | | | | | | | | | | | | | | | | | | | | | | |
| 21 | Jason Hernandez | | | | 45 | | 46 | 90D | 90D | 90D | 45D | 90D | 90D | 90D | 90D | 90D | 90D | 90D | 84D | 90D | 90D | 90D | 90D | 90D | 90D | 71D | | | | | 90D | 90D | 89D | | 90D |
| 23 | Anthony Ampaipitakwong | | | | | | | | | | | | | | | | | | | | | | | | | | | | | | | | | | |
| 24 | Steven Lenhart | 69F | 90F | 90F | 67F | | | 29 | 30 | 90F | 90F | 75F | 60F | 90F | | 90F | 59F | 68F | 28 | | | | | 31 | 90F | 21F | | 30 | 28 | 90F | 25 | 39 | 88F | 90F | 66F |
| 25 | Ellis McLoughlin | | | | | | | | | | | | | | | | | | | | | | | | | | | | | | | | | | |
| 26 | Victor Bernardez | 90D | 90D | 90D | 90D | 90D | 44D | | | | | | | | | 90D | 90D | 90D | 90D | 90D | 90D | 90D | 90D | 81D | 90D | 90D | | 90D | 90D | 90D | 90D | 90D | | 90D | 73D |
| 27 | Cesar Diaz Pizarro | | | | | | | | | | | | | | 29 | | | | | | | | | | | | | | | | | | | | |
| 28 | Jed Zayner | | | | | | | | | | | | | | | | | | | | | | | 72D | | | | | | | | | | | |
| 30 | Rafael Baca | 90M | 45M | 33 | 90M | 90M | 90M | 82M | 90M | 27 | 90M | 60M | 70M | 74M | 65M | 65M | | 90M | 59M | 90M | 90M | 90M | 82M | 59M | 90M | 74M | 90M | 83M | 90M | 63M | 88M | 82M | 90M | 90M | 90M |
| 32 | Josh Suggs | | | | | | | | | | | | | | | | | | | | | | | | | | | | | | | | | | |
| 33 | Steven Beitashour | 90D | 90D | 90D | 90D | 90D | 90D | 90D | 90D | 90D | 90D | 90D | 90D | 90D | 90D | 75D | 90D | 90D | 90D | 90D | 90D | 90D | 90D | | 90D | 90D | 90D | 90D | 90D | 90D | 90D | 90D | 90D | 90D | 90D |
| 55 | Ike Opara | | | | | | 10 | 75D | 90D | 7 | 45 | | | 90D | 25 | | | | | | | | | 9 | | 16 | 90D | 90D | 90D | 90D | 2 | | | 17 | 17 |
| 81 | Marvin Chavez | 64M | 45 | 72M | 89M | 38M | 90M | | 29 | 90M | 75M | | | 16 | 90M | 90M | 90M | 88M | 31 | 62M | 69M | 69M | 64M | | 87M | 74M | 80M | 90M | | | | 72M | 84M | 83M | 80M |

"00" = 100 minutes played
F/M/D/G = starting position

Played for other teams:
Mehdi Ballouchy played 850 minutes for NY

## SAN JOSE EARTHQUAKES – GAME-BY-GAME LOG

| | | | | |
|---|---|---|---|---|
| Game #1 | 03/10/2012 | SJ 1 vs NE 0 | W | Wondolowski 1 (Salinas 1) 15 |
| Game #2 | 03/17/2012 | SJ 0 vs HOU 1 | L | |
| Game #3 | 03/24/2012 | SJ 3 at TOR 0 | W | Wondolowski 2 (Cronin 1) 9; Salinas 1 (Chavez 1, Beitashour 1) 56; Wondolowski 3 (Baca 1, Cronin 2) 67 |
| Game #4 | 03/31/2012 | SJ 1 at SEA 0 | W | Wondolowski 4 (penalty kick) 24 |
| Game #5 | 04/07/2012 | SJ 3 vs VAN 1 | W | Wondolowski 5 (Corrales 1) 68; Gordon 1 (Corrales 2) 72; Wondolowski 6 (Moreno 1) 78 |
| Game #6 | 04/14/2012 | SJ 2 at NY 2 | T | Baca 1 (Stephenson 1, Wondolowski 1) 15; Wondolowski 7 (Salinas 2, Beitashour 2) 35 |
| Game #7 | 04/21/2012 | SJ 3 vs RSL 1 | W | Stephenson 1 (Beitashour 3) 47+; Dawkins 1 (Beitashour 4) 92+; Wondolowski 8 (Stephenson 2, Moreno 2) 93+ |
| Game #8 | 04/28/2012 | SJ 2 at PHI 1 | W | Lenhart 1 (Chavez 2, Wondolowski 2) 76; Lenhart 2 (Chavez 3) 93+ |
| Game #9 | 05/02/2012 | SJ 5 vs DC 3 | W | Lenhart 3 (unassisted) 19; Wondolowski 9 (Dawkins 1, Moreno 3) 21; Morrow 1 (unassisted) 31; Wondolowski 10 (Beitashour 5) 69; Lenhart 4 (unassisted) 74 |
| Game #10 | 05/05/2012 | SJ 1 at VAN 2 | L | Wondolowski 11 (Chavez 4) 15 |
| Game #11 | 05/13/2012 | SJ 1 vs CHV 1 | T | Gordon 2 (Garza 1) 88 |
| Game #12 | 05/19/2012 | SJ 1 vs CLB 1 | T | Gordon 3 (Wondolowski 3) 90 |
| Game #13 | 05/23/2012 | SJ 3 at LA 2 | W | Lenhart 5 (Chavez 5) 76; Stephenson 2 (penalty kick) 82; Gordon 4 (Hernandez 1) 94+ |
| Game #14 | 05/27/2012 | SJ 1 at KC 2 | L | Dawkins 2 (Corrales 3) 72 |
| Game #15 | 06/20/2012 | SJ 2 at COL 1 | W | own goal (Freeman) 83; Wondolowski 12 (penalty kick) 92+ |
| Game #16 | 06/23/2012 | SJ 2 at RSL 1 | W | Gordon 5 (Corrales 4) 75; Wondolowski 13 (Gordon 1, Morrow 1) 84 |
| Game #17 | 06/30/2012 | SJ 4 vs LA 3 | W | Lenhart 6 (unassisted) 7; Bernardez 1 (Chavez 6) 44; Cronin 1 (Lenhart 1, Beitashour 6) 47; Wondolowski 14 (Corrales 5, Chavez 7) 61 |
| Game #18 | 07/03/2012 | SJ 1 at POR 2 | L | Gordon 6 (Chavez 8) 74 |
| Game #19 | 07/07/2012 | SJ 0 at DAL 0 | T | |
| Game #20 | 07/14/2012 | SJ 5 vs RSL 0 | W | Wondolowski 15 (Morrow 2, Gordon 2) 18; Gordon 7 (unassisted) 63; Wondolowski 16 (Salinas 3) 72; Dawkins 3 (Wondolowski 4, Salinas 4) 79; Wondolowski 17 (Stephenson 3) 80 |
| Game #21 | 07/18/2012 | SJ 2 vs DAL 1 | W | Chavez 1 (Salinas 5) 12; Gordon 8 (Cronin 3, Baca 2) 45 |
| Game #22 | 07/22/2012 | SJ 1 at VAN 2 | L | Gordon 9 (Chavez 9) 38 |
| Game #23 | 07/28/2012 | SJ 1 vs CHI 1 | T | Lenhart 7 (Wondolowski 5, Salinas 6) 98+ |
| Game #24 | 08/11/2012 | SJ 2 vs SEA 1 | W | Dawkins 4 (unassisted) 71; Lenhart 8 (Salinas 7) 93+ |
| Game #25 | 08/18/2012 | SJ 1 at MTL 3 | L | Wondolowski 18 (penalty kick) 23 |
| Game #26 | 08/25/2012 | SJ 4 vs COL 1 | W | Dawkins 5 (Gordon 3) 11; Gordon 10 (Baca 3, Corrales 6) 43; Dawkins 6 (Cronin 4, Chavez 10) 68; Gordon 11 (Corrales 7) 75 |
| Game #27 | 09/02/2012 | SJ 4 vs CHV 0 | W | Bernardez 2 (unassisted) 11; Dawkins 7 (Wondolowski 6) 39; Corrales 1 (unassisted) 71; Corrales 2 (unassisted) 81 |
| Game #28 | 09/15/2012 | SJ 2 at CHV 0 | W | Wondolowski 19 (penalty kick) 40; Gordon 12 (Wondolowski 7, Morrow 3) 49 |
| Game #29 | 09/19/2012 | SJ 2 vs POR 2 | T | Wondolowski 20 (Lenhart 2, Gordon 4) 73; Wondolowski 21 (unassisted) 92+ |
| Game #30 | 09/22/2012 | SJ 2 at SEA 1 | W | Dawkins 8 (Gordon 5) 2; Wondolowski 22 (Bernardez 1) 30 |
| Game #31 | 09/29/2012 | SJ 3 vs DAL 3 | T | Gordon 13 (Chavez 11, Cronin 5) 24; Lenhart 9 (Gordon 6) 82; Lenhart 10 (Gordon 7, Morrow 4) 95+ |
| Game #32 | 10/06/2012 | SJ 4 at COL 1 | W | Chavez 2 (unassisted) 2; Wondolowski 23 (Baca 4, Chavez 12) 11; Wondolowski 24 (unassisted) 51; Wondolowski 25 (Cronin 6) 83 |
| Game #33 | 10/21/2012 | SJ 2 vs LA 2 | T | Chavez 3 (free kick) 61; Wondolowski 26 (Chavez 13) 73 |
| Game #34 | 10/27/2012 | SJ 1 at POR 1 | T | Wondolowski 27 (penalty kick) 24 |

## SAN JOSE EARTHQUAKES –CUP COMPETITIONS – GAME-BY-GAME

| # | Player | U.S. OPEN CUP 3R FTLD 2-1 | 4R MINN 1-0 | QF SEA 0-1 |
|---|---|---|---|---|
| 1 | David Bingham | 90G | 90G | 90G |
| 4 | Sam Cronin | 56M | 2 | 90M |
| 5 | Brad Ring | 90D | | |
| 6 | Shea Salinas | | | 90M |
| 7 | Khari Stephenson | | | 53M |
| 8 | Chris Wondolowski | | | 37 |
| 9 | Sercan Guvenisik | 88F | | |
| 10 | Simon Dawkins | 34 | 25 | |
| 11 | Tressor Moreno | 90M | 88M | 54M |
| 12 | Ramiro Corrales | | 90D | |
| 13 | Evan Newton | | | |
| 14 | Jean-Marc Alexandre | 90M | 90M | |
| 15 | Justin Morrow | 90D | | 90D |
| 16 | Alan Gordon | | 77F | 89F |
| 17 | Joey Gjertsen | | | |
| 18 | Jon Busch | | | |
| 19 | Sam Garza | 90M | 65M | |
| 20 | Tim Ward | | | |
| 21 | Jason Hernandez | | 90D | |
| 23 | Anthony Ampaipitakwong | | | |
| 24 | Steven Lenhart | 90F | 90F | 36 |
| 25 | Ellis McLoughlin | | | |
| 26 | Victor Bernardez | | | 90D |
| 27 | Cesar Diaz Pizarro | | | |
| 30 | Rafael Baca | 2 | 13 | 80M |
| 32 | Josh Suggs | 65D | | |
| 33 | Steven Beitashour | 25 | 90D | 90D |
| 55 | Ike Opara | 90D | 90D | 90D |
| 81 | Marvin Chavez | | 90M | 10 |

U.S. OPEN CUP

| | | | | | | |
|---|---|---|---|---|---|---|
| 3R | 05/29/2012 | SJ 2 | vs FTLAUD | 1 | W | Garza (Guvenisik) 63; Garza (Lenhart) 70 |
| 4R | 06/05/2012 | SJ 1 | vs MINNST | 0 | W | Lenhart (Beitashour) 85 |
| QF | 06/26/2012 | SJ 0 | vs SEA 1 | | L | |

# SEATTLE SOUNDERS FC

## 2012 RECORD

| | GP | W-L-T | PTS | GF | GA |
|---|---|---|---|---|---|
| Sounders | 34 | 15-8-11 | 56 | 51 | 33 |

## RECORD at CENTURYLINK FIELD

| GP | W-L-T | PTS | GF | GA |
|---|---|---|---|---|
| 17 | 11-4-2 | 35 | 27 | 11 |

## RECORD on road

| GP | W-L-T | PTS | GF | GA |
|---|---|---|---|---|
| 17 | 4-4-9 | 21 | 24 | 22 |

## RECORD at the half

| | W | L | T |
|---|---|---|---|
| LEADING | 7 | 0 | 1 |
| TIED | 8 | 3 | 9 |
| TRAILING | 0 | 5 | 1 |

## RECORD with the first goal

| | W | L | T |
|---|---|---|---|
| SCORING | 14 | 0 | 3 |
| CONCEDING | 1 | 8 | 4 |

## TEAM COMPARISONS

| | FOR | AGAINST |
|---|---|---|
| GOALS SCORED | 1.50 (5th) | 0.97 (2nd) |
| TOTAL SHOTS | 12.91 (10th) | 12.38 (5th) |
| SHOTS ON GOAL | 4.15 (13th) | 3.44 (2nd) |
| SHOOTING ACCURACY | 32.1% (15th) | 28.2% (6th) |
| SCORING %AGE | 11.6% (5th) | 9.2% (1st) |
| FOULS | 13.00 (5th) | 12.88 (5th) |
| CORNER KICKS | 4.65 (9th) | 5.26 (16th) |
| OFFSIDE | 2.35 (10th) | 1.97 (5th) |

## GOALS SCORED IN GAME

| GP | 0 | 1 | 2 | 3 | 4+ | TOT | AVG |
|---|---|---|---|---|---|---|---|
| 34 | 8 | 10 | 11 | 3 | 2 | 51 | 1.50 |

## GOALS ALLOWED IN GAME

| GP | 0 | 1 | 2 | 3 | 4+ | TOT | AVG |
|---|---|---|---|---|---|---|---|
| 34 | 12 | 13 | 8 | 0 | 1 | 33 | 0.97 |

## GOALS BY INTERVALS

| | TOT | 0-15 | 16-30 | 31-45+ | 46-60 | 61-75 | 76-90+ |
|---|---|---|---|---|---|---|---|
| FOR | 51 | 5 | 10 | 5 | 8 | 15 | 8 |
| AGAINST | 33 | 7 | 6 | 3 | 4 | 4 | 9 |

## WHERE THE GOALS COME FROM

| | | *FOR* | *AGAINST* |
|---|---|---|---|
| GOALS SCORED | | 51 | 33 |
| MINUTES PER GOAL | | 60 | 93 |
| *HOW SCORED* | | | |
| | RIGHT FOOT | 27 | 19 |
| | LEFT FOOT | 9 | 8 |
| | HEADERS | 15 | 6 |
| | OTHER | 0 | 0 |
| *TYPE OF PLAY* | | | |
| | OPEN PLAY | 22 | 17 |
| | CROSS | 12 | 6 |
| | CORNER | 5 | 5 |
| | REBOUND | 3 | 1 |
| | PENALTIES | 2 | 2 |
| | DIRECT FROM FREE KICK | 0 | 1 |
| | FREE KICK (INDIRECT) | 4 | 1 |
| | OWN GOALS | 3 | 0 |
| *DISTANCE* | | | |
| | INSIDE GOAL AREA | 11 | 6 |
| | INSIDE PENALTY AREA | 36 | 18 |
| | OUTSIDE PENALTY AREA | 4 | 9 |

## PRIMARY TEAM



MLS CUP PLAYOFFS ★ 2012

# SEATTLE SOUNDERS FC

| No. | Player | Pos | Ht | Wt | Birthdate | Birthplace | 2012 GP | 2012 GS | 2012 G | 2012 A | CAREER GP | CAREER GS | CAREER G | CAREER A |
|---|---|---|---|---|---|---|---|---|---|---|---|---|---|---|
| **1** | **Michael Gspurning** | **GK** | 6-5 | 209 | 05/02/1981 | Graz, Austria | 21 | 21 | 0 | 1 | 21 | 21 | 0 | 1 |
| *In his first MLS season after signing from Skoda Xanthi of SuperLeague Greece. Capped three times by Austria.* | | | | | | | | | | | | | | |
| **3** | **Brad Evans** | **MF** | 6-1 | 160 | 04/20/1985 | Phoenix, AZ | 29 | 29 | 4 | 4 | 118 | 101 | 18 | 16 |
| *Versatile performer who can play anywhere in midfield or in the back. In his sixth MLS season, coming to Seattle from Columbus in the expansion draft* | | | | | | | | | | | | | | |
| **4** | **Patrick Ianni** | **DF** | 6-1 | 175 | 06/15/1985 | Lodi, CA | 16 | 15 | 1 | 0 | 109 | 80 | 4 | 3 |
| *Acquired in trade with Houston Dynamo before start of 2009 season. In seventh MLS season. Won 2006 and 2007 MLS Cups with Houston* | | | | | | | | | | | | | | |
| **5** | **Adam Johansson** | **DF** | 5-11 | 165 | 02/21/1983 | Goteborg, Sweden | 21 | 21 | 0 | 2 | 21 | 21 | 0 | 2 |
| *Swedish international who moved to MLS after seven seasons with IFK Göteborg in his homeland* | | | | | | | | | | | | | | |
| **6** | **Osvaldo Alonso** | **MF** | 5-11 | 165 | 11/11/1985 | San Cristobal, Cuba | 30 | 30 | 1 | 2 | 113 | 109 | 6 | 11 |
| *In his fourth MLS season, signed from USL1 Charleston. Defected from Cuba while playing with national team in 2007 CONCACAF Gold Cup* | | | | | | | | | | | | | | |
| **7** | **Eddie Johnson** | **FW** | 6-0 | 180 | 03/31/1984 | Daytona Beach, FL | 28 | 24 | 14 | 3 | 155 | 120 | 55 | 16 |
| *Returned to MLS this year after playing with Fulham FC. Previously with Dallas and Kansas City. Also enjoying a renaissance with U.S. national team* | | | | | | | | | | | | | | |
| **8** | **Marc Burch** | **DF** | 6-0 | 181 | 05/07/1984 | Cincinnati, OH | 29 | 19 | 0 | 3 | 132 | 100 | 3 | 13 |
| *Moved to Seattle from D.C. United in the re-entry draft. In his seventh MLS season, having also played with LA Galaxy and Columbus* | | | | | | | | | | | | | | |
| **10** | **Mauro Rosales** | **MF** | 5-8 | 160 | 02/24/1981 | Villa Maria, Argentina | 27 | 25 | 3 | 13 | 53 | 47 | 8 | 26 |
| *MLS Newcomer of the Year in 2011, with 11 assists. Last with Argentina's River Plate; also played with Ajax and Newell's Old Boys. Won 10 caps with Argentina* | | | | | | | | | | | | | | |
| **11** | **Steve Zakuani** | **MF** | 6-0 | 160 | 02/09/1988 | Kinshasa, Zaire | 8 | 4 | 1 | 1 | 72 | 61 | 17 | 13 |
| *Returned almost exactly a year after suffering a broken leg. No. 1 overall pick out in 2009 out of Univ. of Akron. Made full international debut in 2010* | | | | | | | | | | | | | | |
| **12** | **Leo Gonzalez** | **DF** | 6-1 | 174 | 11/21/1980 | San Jose, Costa Rica | 19 | 15 | 0 | 0 | 71 | 65 | 1 | 2 |
| *Costa Rican international who played in 2006 FIFA World Cup. Acquired from Municipal Liberia in his homeland during 2009 season* | | | | | | | | | | | | | | |
| **13** | **Christian Tiffert** | **MF** | 6-0 | 175 | 02/18/1982 | Halle, East Germany | 12 | 11 | 0 | 3 | 12 | 11 | 0 | 3 |
| *Signed with Sounders FC at midseason after more than a decade professionally in Germany. Led Bundesliga with 11 assists in 2010-11 with FC Kaiserslautern* | | | | | | | | | | | | | | |
| **14** | **Michael Tetteh** | **DF** | 5-8 | 155 | 01/16/1989 | Accra, Ghana | 0 | 0 | 0 | 0 | 0 | 0 | 0 | 0 |
| *Second-round selection in 2011 SuperDraft out of California-Santa Barbara* | | | | | | | | | | | | | | |
| **15** | **Mario Martinez** | **MF** | 5-7 | 154 | 07/30/1989 | San Pedro Sula, Honduras | 3 | 0 | 0 | 0 | 3 | 0 | 0 | 0 |
| *Honduras international who played in 2012 Olympics acquired at midseason from Real España in his homeland. Also played in Norway and Belgium* | | | | | | | | | | | | | | |
| **16** | **David Estrada** | **FW** | 5-8 | 160 | 02/04/1988 | Morelia, Michoacan, Mexico | 17 | 12 | 5 | 0 | 23 | 14 | 5 | 0 |
| *First-round selection (No. 11 overall) in 2010 SuperDraft out of UCLA* | | | | | | | | | | | | | | |
| **17** | **Fredy Montero** | **FW** | 5-9 | 160 | 07/26/1987 | Campo de la Cruz, Colombia | 33 | 28 | 13 | 8 | 119 | 109 | 47 | 34 |
| *MLS Newcomer of the Year in 2009 who has scored in double-digits in each of his four MLS seasons. Four caps with Colombia* | | | | | | | | | | | | | | |
| **19** | **Babayele Sodade** | **FW** | 6-2 | 195 | 07/26/1990 | Olney, MD | 0 | 0 | 0 | 0 | 0 | 0 | 0 | 0 |
| *Second-round selection (No. 34 overall) in 2012 SuperDraft out of Univ. of Alabama-Birmingham.* | | | | | | | | | | | | | | |
| **20** | **Zach Scott** | **DF** | 5-11 | 175 | 07/02/1980 | Wailukur, HI | 20 | 16 | 1 | 1 | 45 | 35 | 1 | 1 |
| *Played seven seasons with USL-1 Sounders before signing with MLS club before start of inaugural season* | | | | | | | | | | | | | | |
| **21** | **Cordell Cato** | **FW** | 5-9 | 150 | 07/15/1992 | Carenage, Trinidad | 8 | 0 | 0 | 1 | 8 | 0 | 0 | 1 |
| *In his first MLS season. Played in Trinidad & Tobago with Defence Force and San Juan Jabloteh youth schemes* | | | | | | | | | | | | | | |
| **22** | **Mike Seamon** | **MF** | 6-1 | 175 | 08/30/1988 | Rahway, NJ | 1 | 0 | 0 | 0 | 9 | 3 | 0 | 1 |
| *Second-round selection (No. 27 overall) in 2009 SuperDraft out of Villanova Univ.* | | | | | | | | | | | | | | |
| **23** | **Servando Carrasco** | **MF** | 5-10 | 170 | 08/13/1988 | Coronado, CA | 9 | 2 | 0 | 0 | 21 | 9 | 0 | 0 |
| *The No. 27 overall selection in the 2011 SuperDraft out of Univ. of California* | | | | | | | | | | | | | | |
| **24** | **Marcus Hahnemann** | **GK** | 6-3 | 220 | 06/15/1972 | Seattle, WA | 0 | 0 | 0 | 0 | 66 | 65 | 0 | 6 |
| *Returned to MLS after more than a decade in England, where he played at Fulham, Reading and Wolverhampton. Played for A-League Sounders 1994-96* | | | | | | | | | | | | | | |
| **25** | **Andy Rose** | **MF** | 6-2 | 170 | 02/13/1990 | Melbourne, Australia | 23 | 11 | 1 | 1 | 23 | 11 | 1 | 1 |
| *Rookie who came to the USA and UCLA after playing in the Bristol City FC youth scheme in England.* | | | | | | | | | | | | | | |
| **26** | **Sammy Ochoa** | **FW** | 6-0 | 190 | 09/04/1986 | Morelia, Mexico | 9 | 3 | 1 | 1 | 13 | 3 | 3 | 1 |
| *Signed with Sounders FC midway through 2011 season after playing five seasons in Mexico with Estudiantes Tecos* | | | | | | | | | | | | | | |
| **27** | **Alex Caskey** | **MF** | 5-10 | 152 | 07/22/1988 | Dunwoody, GA | 20 | 12 | 1 | 4 | 20 | 12 | 1 | 4 |
| *Moved to Seattle after one season with USL Charleston Battery. Played collegiately at Davidson Univ.* | | | | | | | | | | | | | | |
| **29** | **Josh Ford** | **GK** | 6-2 | 175 | 11/06/1987 | Liverpool, NY | 0 | 0 | 0 | 0 | 0 | 0 | 0 | 0 |
| *Product of Univ. of Connecticut selected in first round of 2011 Supplemental Draft* | | | | | | | | | | | | | | |
| **30** | **Andrew Duran** | **DF** | 6-1 | 160 | 09/26/1989 | Hinsdale, IL | 0 | 0 | 0 | 0 | 0 | 0 | 0 | 0 |
| *The 15th overall selection in the 2012 SuperDraft out of Creighton Univ.* | | | | | | | | | | | | | | |
| **31** | **Jeff Parke** | **DF** | 6-1 | 185 | 03/23/1982 | Abington, PA | 30 | 29 | 0 | 1 | 210 | 203 | 2 | 5 |
| *In his third season with Sounders FC. Also played five seasons with the New York Red Bulls (2004-08)* | | | | | | | | | | | | | | |
| **32** | **Daniel Steres** | **DF** | 6-0 | 170 | 11/11/1990 | Burbank, CA | 0 | 0 | 0 | 0 | 0 | 0 | 0 | 0 |
| *Originally signed by Chivas USA in the 2012 Supplemental Draft, was acquired by Sounders FC during the season* | | | | | | | | | | | | | | |
| **33** | **Andrew Weber** | **GK** | 6-2 | 190 | 08/09/1983 | Austin, TX | 3 | 3 | 0 | 0 | 5 | 5 | 0 | 0 |
| *Signed with Sounders FC after he was a preseason trialist. Played in MLS with San Jose from 2009-11, and D.C. United in 2005* | | | | | | | | | | | | | | |
| **34** | **Jhon Kennedy Hurtado** | **DF** | 6-0 | 183 | 05/16/1984 | Florida, Colombia | 22 | 20 | 0 | 1 | 81 | 78 | 1 | 3 |
| *Now in his fourth MLS season, originally acquired on loan from Colombia's Deportivo Cali. Finalist for MLS Defender of the Year in 2009* | | | | | | | | | | | | | | |
| **35** | **Bryan Meredith** | **GK** | 6-2 | 195 | 08/02/1989 | Scotch Plains, NJ | 12 | 10 | 0 | 0 | 12 | 10 | 0 | 0 |
| *Second-round selection in 2011 SuperDraft out of Monmouth Univ. Made his MLS debut in May* | | | | | | | | | | | | | | |

**HEAD COACH : Sigi Schmid** 03/20/1953 W172 L118 T94

## SEATTLE SOUNDERS FC PLAYOFF HISTORY

| vs. Team | No. of Series | Series W-L | GP | W-L-T | OT | ShO | GF | GA | Last Mtg. | Round | Series Result |
|---|---|---|---|---|---|---|---|---|---|---|---|
| Los Angeles | 1 | 0-1 | 2 | 0-2-0 | 0-0-0 | 0-0 | 1 | 3 | 2010 | Quarterfinals | Lost 2 games to 0 |
| Real Salt Lake | 1 | 0-1 | 2 | 1-1-0 | 0-0-0 | 0-0 | 2 | 3 | 2011 | Quarterfinals | Lost Series Tie-Breaker |
| Houston | 1 | 0-1 | 2 | 0-1-1 | 0-1-0 | 0-0 | 0 | 1 | 2009 | Quarterfinals | Lost 1 games to 0 |
| TOTALS | 3 | 0-3 | 6 | 1-4-1 | 0-1-0 | 0-0 | 3 | 7 | | | |

## SEATTLE SOUNDERS FC – ALL-TIME POSTSEASON RESULTS

| DATE | OPPONENT | RESULT | ATT. | W-L-T | RD. | GOALS: |
|---|---|---|---|---|---|---|
| 10/29/2009 | Houston | T 0-0 | 35,807 | 0-0-1 | QTR | |
| 11/08/2009 | at Houston | L 0-1 (OT) | 27,465 | 0-1-1 | QTR | HOU: Ching (96) |
| 10/31/2010 | Los Angeles | L 0-1 | 35,521 | 0-1-0 | QTR | LA: Buddle (38) |
| 11/07/2010 | at Los Angeles | L 1-2 | 27,000 | 0-2-0 | QTR | SEA: Zakuani (86); LA: Buddle (19) Gonzalez (27) |
| 10/29/2011 | at Real Salt Lake | L 0-3 | 17,067 | 0-1-0 | QTR | RSL: Saborio (41,53) Grabavoy (88) |
| 11/02/2011 | Real Salt Lake | W 2-0 | 36,021 | 1-1-0 | QTR | SEA: Alonso (56) Neagle (61) |

## CAREER POSTSEASON STATISTICS FOR CURRENT SEATTLE SOUNDERS FC PLAYERS

| UNF | POS | PLAYER | GP | GS | MIN | G | A | SHT | SOG | PKG | PKA | SKG | SKA | FC | FS | OFF | CK | C | E |
|---|---|---|---|---|---|---|---|---|---|---|---|---|---|---|---|---|---|---|---|
| 6 | M | Osvaldo Alonso | 6 | 6 | 570 | 1 | 0 | 11 | 3 | 1 | 1 | 0 | 0 | 6 | 5 | 0 | 2 | 2 | 0 |
| 8 | D | Marc Burch | 2 | 2 | 131 | 0 | 0 | 0 | 0 | 0 | 0 | 0 | 0 | 1 | 1 | 0 | 0 | 0 | 0 |
| 3 | M | Brad Evans | 8 | 8 | 681 | 1 | 0 | 6 | 2 | 0 | 0 | 0 | 0 | 4 | 5 | 0 | 0 | 2 | 0 |
| 12 | D | Leo Gonzalez | 6 | 6 | 570 | 0 | 0 | 4 | 0 | 0 | 0 | 0 | 0 | 16 | 7 | 0 | 0 | 1 | 0 |
| 34 | D | Jhon Kennedy Hurtado | 4 | 4 | 390 | 0 | 0 | 0 | 0 | 0 | 0 | 0 | 0 | 4 | 4 | 0 | 0 | 0 | 0 |
| 4 | D-M | Patrick Ianni | 3 | 3 | 257 | 0 | 0 | 3 | 1 | 0 | 0 | 0 | 0 | 2 | 1 | 0 | 0 | 1 | 0 |
| 7 | F | Eddie Johnson | 6 | 3 | 332 | 0 | 1 | 5 | 1 | 0 | 0 | 0 | 0 | 6 | 12 | 9 | 0 | 1 | 0 |
| 17 | F | Fredy Montero | 6 | 6 | 513 | 0 | 1 | 17 | 5 | 0 | 0 | 0 | 0 | 11 | 15 | 0 | 3 | 3 | 0 |
| 26 | F | Sammy Ochoa | 2 | 1 | 77 | 0 | 0 | 2 | 0 | 0 | 0 | 0 | 0 | 2 | 2 | 0 | 0 | 0 | 0 |
| 31 | D | Jeff Parke | 9 | 9 | 785 | 0 | 0 | 8 | 3 | 0 | 0 | 0 | 0 | 4 | 9 | 0 | 0 | 1 | 0 |
| 20 | D | Zach Scott | 1 | 1 | 90 | 0 | 0 | 1 | 1 | 0 | 0 | 0 | 0 | 0 | 1 | 0 | 0 | 0 | 0 |
| 11 | M | Steve Zakuani | 4 | 4 | 329 | 1 | 0 | 6 | 3 | 0 | 0 | 0 | 0 | 1 | 6 | 3 | 1 | 0 | 0 |

| UNF | POS | GOALKEEPER | GP | GS | MIN | SHTS | SV | GA | GAA | PKG | PKA | SKG | SKA | W | L | T | SO |
|---|---|---|---|---|---|---|---|---|---|---|---|---|---|---|---|---|---|
| 24 | GK | Marcus Hahnemann | 7 | 7 | 630 | 27 | 34 | 7 | 1.00 | 2 | 2 | 3 | 6 | 4 | 3 | 0 | 2 |

# ALL-TIME SEATTLE SOUNDERS FC POSTSEASON STATISTICS (1-4-1, 4 PTS.)

| PLAYER | GP | GS | MIN | G | A |
|---|---|---|---|---|---|
| Osvaldo Alonso | 6 | 6 | 570 | 1 | 0 |
| Lamar Neagle | 2 | 1 | 136 | 1 | 0 |
| Steve Zakuani | 4 | 4 | 329 | 1 | 0 |
| Nate Jaqua | 4 | 2 | 232 | 0 | 1 |
| Fredy Montero | 6 | 6 | 513 | 0 | 1 |
| Brad Evans | 4 | 4 | 321 | 0 | 0 |
| Alvaro Fernandez | 4 | 2 | 152 | 0 | 0 |
| Erik Friberg | 2 | 1 | 120 | 0 | 0 |
| Mike Fucito | 3 | 1 | 129 | 0 | 0 |
| Leo Gonzalez | 6 | 6 | 570 | 0 | 0 |
| Jhon Kennedy Hurtado | 4 | 4 | 390 | 0 | 0 |
| Patrick Ianni | 3 | 3 | 257 | 0 | 0 |
| Kasey Keller | 6 | 6 | 570 | 0 | 0 |
| Sebastien Le Toux | 2 | 0 | 38 | 0 | 0 |
| Roger Levesque | 4 | 0 | 162 | 0 | 0 |
| Freddie Ljungberg | 2 | 2 | 210 | 0 | 0 |
| Tyrone Marshall | 3 | 2 | 219 | 0 | 0 |
| Blaise Nkufo | 2 | 2 | 180 | 0 | 0 |
| Sanna Nyassi | 3 | 2 | 135 | 0 | 0 |
| Sammy Ochoa | 2 | 1 | 77 | 0 | 0 |
| Jeff Parke | 3 | 3 | 245 | 0 | 0 |
| James Riley | 5 | 5 | 480 | 0 | 0 |
| Zach Scott | 1 | 1 | 90 | 0 | 0 |
| Nathan Sturgis | 2 | 2 | 145 | 0 | 0 |
| Team totals | 6 | 6 | 570 | 3 | 2 |
| Opponent totals | 6 | 6 | 570 | 7 | 6 |

SOUNDERS FC INDIVIDUAL GOALKEEPING

| GOALKEEPER | GP | GS | SV | GA | GAA | SO |
|---|---|---|---|---|---|---|
| Kasey Keller | 6 | 6 | 23 | 7 | 1.11 | 2 |
| Team totals | 6 | 6 | 23 | 7 | 1.11 | 2 |
| Opponent totals | 6 | 6 | 22 | 3 | 0.47 | 4 |

## SEATTLE SOUNDERS FC INDIVIDUAL HIGH GAMES (2012)

Goals
3 David Estrada 03/17/2012 vs. TOR W 3-1
3 Fredy Montero 08/25/2012 at CHV W 6-2

Assists
3 Mauro Rosales 08/25/2012 at CHV W 6-2

Shots
9 Fredy Montero 05/23/2012 vs. CLB L 0-2

Shots on Goal
5 David Estrada 03/17/2012 vs. TOR W 3-1

Fouls Committed
6 Fredy Montero 06/24/2012 at POR L 1-2
6 Fredy Montero 09/02/2012 at DAL T 1-1

Fouls Suffered
6 Fredy Montero 05/23/2012 vs. CLB L 0-2

Offside
4 Eddie Johnson 06/20/2012 vs. KC T 1-1
4 Eddie Johnson 06/30/2012 at NE T 2-2
4 Fredy Montero 10/28/2012 at LA L 0-1

Saves
5 Bryan Meredith 05/09/2012 at DAL W 2-0
5 Michael Gspurning 08/25/2012 at CHV W 6-2
5 Michael Gspurning 09/02/2012 at DAL T 1-1
5 Michael Gspurning 10/07/2012 vs. POR W 3-0
5 Michael Gspurning 10/17/2012 vs. RSL T 0-0

Shots Faced
7 Michael Gspurning 08/25/2012 at CHV W 6-2

Goals Allowed
4 Bryan Meredith 06/16/2012 at MTL L 1-4

## TEAM HIGH GAMES (2012)

Goals
6 08/25/2012 at CHV W 6-2

Assists
6 08/25/2012 at CHV W 6-2

Shots
21 05/23/2012 vs. CLB L 0-2

Shots on Goal
7 03/17/2012 vs. TOR W 3-1
7 07/07/2012 vs. COL W 2-1
7 08/25/2012 at CHV W 6-2
7 10/21/2012 vs. DAL W 3-1

Fouls Committed
23 06/24/2012 at POR L 1-2

Fouls Suffered
18 05/02/2012 vs. LA W 2-0
18 06/16/2012 at MTL L 1-4
18 06/20/2012 vs. KC T 1-1

Corner Kicks
11 05/23/2012 vs. CLB L 0-2

Offside
7 06/20/2012 vs. KC T 1-1

Saves
5 05/09/2012 at DAL W 2-0
5 08/25/2012 at CHV W 6-2
5 09/02/2012 at DAL T 1-1
5 10/07/2012 vs. POR W 3-0
5 10/17/2012 vs. RSL T 0-0

Shots Faced
8 08/25/2012 at CHV W 6-2

Goals Allowed
4 06/16/2012 at MTL L 1-4

## TEAM LOW GAMES (2012)

Shots
7 03/23/2012 vs. HOU W 2-0

Shots on Goal
0 05/12/2012 vs. RSL L 0-1

Fouls Committed
4 07/07/2012 vs. COL W 2-1

Fouls Suffered
7 05/26/2012 at CHV T 1-1

Corner Kicks
1 04/07/2012 at DC T 0-0
1 05/02/2012 vs. LA W 2-0
1 07/28/2012 at COL W 2-1
1 08/05/2012 vs. LA W 4-0
1 08/25/2012 at CHV W 6-2

Offside
0 7 times

Saves
0 05/19/2012 at VAN T 2-2
0 05/23/2012 vs. CLB L 0-2
0 08/18/2012 vs. VAN W 2-0

Shots Faced
0 08/18/2012 vs. VAN W 2-0

## SEATTLE SOUNDERS FC INDIVIDUAL POSTSEASON HIGH GAMES (2009-11)

Goals
1 Steve Zakuani 11/07/2010 at LA L 1-2
1 Osvaldo Alonso 11/02/2011 vs. RSL W 2-0
1 Lamar Neagle 11/02/2011 vs. RSL W 2-0

Assists
1 Nate Jaqua 11/07/2010 at LA L 1-2
1 Fredy Montero 11/02/2011 vs. RSL W 2-0

Shots
5 Osvaldo Alonso 11/02/2011 vs. RSL W 2-0

Shots on Goal
3 Lamar Neagle 11/02/2011 vs. RSL W 2-0

Fouls Committed
5 Nate Jaqua 11/08/2009 at HOU L 0-1

Fouls Suffered
7 Freddie Ljungberg 11/08/2009 at HOU L 0-1

Offside
2 Steve Zakuani 10/31/2010 vs. LA L 0-1

Saves
8 Kasey Keller 10/29/2011 at RSL L 0-3

Shots Faced
11 Kasey Keller 10/29/2011 at RSL L 0-3

Goals Allowed
3 Kasey Keller 10/29/2011 at RSL L 0-3

## TEAM POSTSEASON HIGH GAMES (2009-11)

Goals
2 11/02/2011 vs. RSL W 2-0

Assists
1 11/07/2010 at LA L 1-2
1 11/02/2011 vs. RSL W 2-0

Shots
26 11/02/2011 vs. RSL W 2-0

Shots on Goal
9 11/02/2011 vs. RSL W 2-0

Fouls Committed
17 11/02/2011 vs. RSL W 2-0

Fouls Suffered
18 10/29/2009 vs. HOU T 0-0

Corner Kicks
10 11/02/2011 vs. RSL W 2-0

Offside
3 10/31/2010 vs. LA L 0-1

Saves
8 10/29/2011 at RSL L 0-3

Shots Faced
11 10/29/2011 at RSL L 0-3

Goals Allowed
3 10/29/2011 at RSL L 0-3

## TEAM POSTSEASON LOW GAMES (2009-11)

Shots
10 11/08/2009 at HOU L 0-1

Shots on Goal
0 10/29/2011 at RSL L 0-3

Fouls Committed
6 10/29/2009 vs. HOU T 0-0

Fouls Suffered
11 10/29/2011 at RSL L 0-3

Corner Kicks
5 11/08/2009 at HOU L 0-1
5 11/07/2010 at LA L 1-2

Offside
0 11/08/2009 at HOU L 0-1
0 11/07/2010 at LA L 1-2
0 10/29/2011 at RSL L 0-3
0 11/02/2011 vs. RSL W 2-0

Saves
1 11/02/2011 vs. RSL W 2-0

Shots Faced
1 11/02/2011 vs. RSL W 2-0

## 2012 SEATTLE SOUNDERS FC STATISTICS (15-8-11, 56 pts.)

| UNF | POS | PLAYER | GP | GS | MIN | G | A | SHT | SOG | FC | FS | OFF | CK | C | E |
|---|---|---|---|---|---|---|---|---|---|---|---|---|---|---|---|
| 7 | F | Eddie Johnson | 28 | 24 | 2120 | 14 | 3 | 72 | 25 | 40 | 46 | 35 | 0 | 6 | 0 |
| 17 | F | Fredy Montero | 33 | 28 | 2576 | 13 | 8 | 126 | 46 | 63 | 68 | 24 | 10 | 5 | 1 |
| 16 | F | David Estrada | 17 | 12 | 1027 | 5 | 0 | 25 | 10 | 6 | 12 | 6 | 0 | 1 | 0 |
| 3 | M | Brad Evans | 29 | 29 | 2371 | 4 | 4 | 35 | 13 | 18 | 24 | 2 | 2 | 2 | 0 |
| 10 | M | Mauro Rosales | 27 | 25 | 2031 | 3 | 13 | 16 | 5 | 20 | 44 | 2 | 76 | 1 | 0 |
| 15 | M | *Alvaro Fernandez | 14 | 11 | 920 | 2 | 2 | 13 | 4 | 12 | 24 | 3 | 16 | 2 | 1 |
| 27 | M | Alex Caskey | 20 | 12 | 1093 | 1 | 4 | 19 | 5 | 21 | 17 | 0 | 15 | 0 | 0 |
| 6 | M | Osvaldo Alonso | 30 | 30 | 2688 | 1 | 2 | 41 | 13 | 37 | 52 | 0 | 0 | 8 | 0 |
| 26 | F | Sammy Ochoa | 9 | 3 | 323 | 1 | 1 | 9 | 3 | 5 | 7 | 0 | 0 | 0 | 0 |
| 25 | M | Andy Rose | 23 | 11 | 1156 | 1 | 1 | 17 | 4 | 16 | 9 | 0 | 0 | 4 | 0 |
| 20 | D | Zach Scott | 20 | 16 | 1437 | 1 | 1 | 11 | 2 | 27 | 7 | 1 | 0 | 5 | 1 |
| 11 | M | Steve Zakuani | 8 | 4 | 320 | 1 | 1 | 7 | 4 | 0 | 4 | 1 | 0 | 0 | 0 |
| 4 | D | Patrick Ianni | 16 | 15 | 1357 | 1 | 0 | 2 | 1 | 13 | 11 | 0 | 0 | 1 | 0 |
| 8 | D | Marc Burch | 29 | 19 | 1824 | 0 | 3 | 8 | 1 | 16 | 13 | 0 | 3 | 3 | 0 |
| 13 | M | Christian Tiffert | 12 | 11 | 978 | 0 | 3 | 7 | 1 | 19 | 9 | 4 | 31 | 4 | 0 |
| 5 | D | Adam Johansson | 21 | 21 | 1834 | 0 | 2 | 0 | 0 | 31 | 13 | 2 | 0 | 1 | 0 |
| 21 | F | Cordell Cato | 8 | 0 | 117 | 0 | 1 | 3 | 0 | 3 | 1 | 0 | 0 | 0 | 0 |
| 1 | G | Michael Gspurning | 21 | 21 | 1845 | 0 | 1 | 0 | 0 | 0 | 4 | 0 | 0 | 0 | 0 |
| 34 | D | Jhon Kennedy Hurtado | 22 | 20 | 1791 | 0 | 1 | 5 | 0 | 27 | 11 | 0 | 0 | 1 | 1 |
| 31 | D | Jeff Parke | 30 | 29 | 2568 | 0 | 1 | 17 | 3 | 32 | 27 | 0 | 0 | 3 | 0 |
| 23 | M | Servando Carrasco | 9 | 2 | 235 | 0 | 0 | 1 | 0 | 4 | 2 | 0 | 0 | 1 | 0 |
| 12 | D | Leo Gonzalez | 19 | 15 | 1377 | 0 | 0 | 2 | 0 | 24 | 5 | 0 | 0 | 3 | 0 |
| 24 | M | Roger Levesque | 4 | 2 | 183 | 0 | 0 | 2 | 1 | 2 | 1 | 0 | 0 | 0 | 0 |
| 15 | M | Mario Martinez | 3 | 0 | 40 | 0 | 0 | 1 | 0 | 2 | 1 | 0 | 4 | 1 | 0 |
| 35 | G | Bryan Meredith | 12 | 10 | 990 | 0 | 0 | 0 | 0 | 0 | 0 | 0 | 0 | 0 | 0 |
| 22 | M | Mike Seamon | 1 | 0 | 50 | 0 | 0 | 0 | 0 | 0 | 0 | 0 | 0 | 0 | 0 |
| 28 | M | Christian Sivebaek | 3 | 1 | 88 | 0 | 0 | 0 | 0 | 4 | 1 | 0 | 0 | 1 | 0 |
| 33 | G | Andrew Weber | 3 | 3 | 225 | 0 | 0 | 0 | 0 | 0 | 0 | 0 | 0 | 0 | 0 |
| 30 | D | Andrew Duran | 0 | 0 | 0 | 0 | 0 | 0 | 0 | 0 | 0 | 0 | 0 | 0 | 0 |
| 29 | G | Josh Ford | 0 | 0 | 0 | 0 | 0 | 0 | 0 | 0 | 0 | 0 | 0 | 0 | 0 |
| 24 | G | Marcus Hahnemann | 0 | 0 | 0 | 0 | 0 | 0 | 0 | 0 | 0 | 0 | 0 | 0 | 0 |
| 32 | D | Daniel Steres | 0 | 0 | 0 | 0 | 0 | 0 | 0 | 0 | 0 | 0 | 0 | 0 | 0 |
| 14 | D | Michael Tetteh | 0 | 0 | 0 | 0 | 0 | 0 | 0 | 0 | 0 | 0 | 0 | 0 | 0 |
| | | Own-goals received | | | | 3 | | | | | | | | | |
| | | Team totals | 34 | 34 | 3060 | 51 | 52 | 439 | 141 | 442 | 438 | 80 | 158 | 53 | 4 |
| | | Opponent totals | 34 | 34 | 3060 | 33 | 27 | 421 | 122 | 438 | 442 | 67 | 179 | 49 | 3 |

GAME-WINNING GOALS: Eddie Johnson 5, Fredy Montero 3, David Estrada 2, Zach Scott 1
Mauro Rosales 1, Brad Evans 1, Osvaldo Alonso 1
GAME-WINNING ASSISTS: Mauro Rosales 5, Fredy Montero 3, Alex Caskey 2, Christian Tiffert 1
Jeff Parke 1, Eddie Johnson 1, Jhon Kennedy Hurtado 1, Alvaro Fernandez 1
Cordell Cato 1, Marc Burch 1, Osvaldo Alonso 1
PENALTY KICK GOALS/ATTEMPTS: Brad Evans 2-2

SEATTLE SOUNDERS FC INDIVIDUAL GOALKEEPING

| UNF | POS | GOALKEEPER | GP | GS | MIN | SHTS | SV | GA | GAA | PG | PA | W | L | T | SO |
|---|---|---|---|---|---|---|---|---|---|---|---|---|---|---|---|
| 1 | G | Michael Gspurning | 21 | 21 | 1845 | 77 | 59 | 15 | 0.73 | 2 | 2 | 12 | 4 | 5 | 8 |
| 35 | G | Bryan Meredith | 12 | 10 | 990 | 36 | 20 | 14 | 1.27 | 0 | 0 | 3 | 3 | 5 | 3 |
| 33 | G | Andrew Weber | 3 | 3 | 225 | 9 | 5 | 4 | 1.60 | 0 | 0 | 0 | 1 | 1 | 0 |
| | | Team totals | 34 | 34 | 3060 | 122 | 84 | 33 | 0.97 | 2 | 2 | 15 | 8 | 11 | 12 |
| | | Opponent totals | 34 | 34 | 3060 | 141 | 90 | 51 | 1.50 | 2 | 2 | 8 | 15 | 11 | 8 |

* = Played with other teams in 2012. Only Seattle Sounders FC statistics listed here.

## SEATTLE SOUNDERS FC 2012 SCHEDULE

| DAY | DATE | OPPONENT | RESULT | ATT. | W-L-T | POS. | PTS | NOTES: |
|---|---|---|---|---|---|---|---|---|
| Sat. | Mar. 17 | Toronto FC | W 3-1 | 39,232 | 1-0-0 | T5 | 3 | SEA: Estrada (17,51,63); TOR: Johnson (62) |
| Fri. | Mar. 23 | Houston | W 2-0 | 38,304 | 2-0-0 | T1 | 6 | SEA: Estrada (23) Evans (27) |
| Sat. | Mar. 31 | San Jose | L 0-1 | 38,301 | 2-1-0 | T4 | 6 | SJ: Wondolowski (24) |
| Sat. | Apr. 7 | at D.C. United | T 0-0 | 15,651 | 2-1-1 | T5 | 7 | |
| Sat. | Apr. 14 | Colorado | W 1-0 | 38,360 | 3-1-1 | T3 | 10 | SEA: Scott (63) |
| Sat. | Apr. 28 | at Chicago | W 2-1 | 14,166 | 4-1-1 | 4 | 13 | SEA: own goal (39) Johnson (67); CHI: Pappa (89) |
| Wed. | May 2 | Los Angeles | W 2-0 | 39,002 | 5-1-1 | 3 | 16 | SEA: Johnson (40) Montero (48) |
| Sat. | May 5 | Philadelphia | W 1-0 | 38,399 | 6-1-1 | 3 | 19 | SEA: Rosales (63) |
| Wed. | May 9 | at FC Dallas | W 2-0 | 10,092 | 7-1-1 | T2 | 22 | SEA: Montero (68,71) |
| Sat. | May 12 | Real Salt Lake | L 0-1 | 39,312 | 7-2-1 | T2 | 22 | RSL: Espindola (51) |
| Sat. | May 19 | at Vancouver | T 2-2 | 21,000 | 7-2-2 | 0 | 23 | SEA: Johnson (47) Montero (90); VAN: Rochat (12) Camilo (82) |
| Wed. | May 23 | Columbus | L 0-2 | 38,311 | 7-3-2 | 3 | 23 | CLB: Meram (15) Renteria (76) |
| Sat. | May 26 | at Chivas USA | T 1-1 | 12,285 | 7-3-3 | 3 | 24 | SEA: Estrada (61); CHV: Agudelo (57) |
| Sat. | June 16 | at Montreal | L 1-4 | 17,112 | 7-4-3 | 4 | 24 | SEA: Johnson (61); MTL: Martins (18) Mapp (51) Wenger (58) Neagle (87) |
| Wed. | June 20 | Sporting KC | T 1-1 | 46,932 | 7-4-4 | 4 | 25 | SEA: Ianni (15); KC: Peterson (8) |
| Sun. | June 24 | at Portland | L 1-2 | 20,438 | 7-5-4 | 4 | 25 | SEA: Johnson (58); POR: Boyd (16) Horst (25) |
| Sat. | June 30 | at New England | T 2-2 | 15,264 | 7-5-5 | T3 | 26 | SEA: Johnson (23,35); NE: Sene (12) Fagundez (94+) |
| Wed. | July 4 | at Real Salt Lake | T 0-0 | 20,363 | 7-5-6 | 4 | 27 | |
| Sat. | July 7 | Colorado | W 2-1 | 39,060 | 8-5-6 | T3 | 30 | SEA: Fernandez (52) Johnson (64); COL: Cummings (79) |
| Sun. | July 15 | at New York | T 2-2 | 19,414 | 8-5-7 | 3 | 31 | SEA: Fernandez (16) Montero (67); NY: Le Toux (24) Lindpere (61) |
| Sat. | July 28 | at Colorado | W 2-1 | 13,816 | 9-5-7 | T3 | 34 | SEA: Johnson (2) Alonso (65); COL: Moor (3) |
| Sun. | Aug. 5 | Los Angeles | W 4-0 | 60,908 | 10-5-7 | 3 | 37 | SEA: Johnson (6) Montero (52) Caskey (61) Rose (88) |
| Sat. | Aug. 11 | at San Jose | L 1-2 | 10,744 | 10-6-7 | T3 | 37 | SEA: Montero (92+); SJ: Dawkins (71) Lenhart (93+) |
| Sat. | Aug. 18 | Vancouver | W 2-0 | 55,718 | 11-6-7 | 3 | 40 | SEA: Montero (64) Johnson (87) |
| Sat. | Aug. 25 | at Chivas USA | W 6-2 | 11,973 | 12-6-7 | T2 | 43 | SEA: Evans (10) Montero (27,34,67) Ochoa (80) own goal (91+); CHV: Agudelo (38) Bolanos (64) |
| Sun. | Sept. 2 | at FC Dallas | T 1-1 | 12,811 | 12-6-8 | 2 | 44 | SEA: Rosales (20); DAL: Jackson (32) |
| Sat. | Sept. 8 | Chivas USA | W 2-1 | 38,934 | 13-6-8 | 2 | 47 | SEA: Johnson (28,89); CHV: LaBrocca (8) |
| Sat. | Sept. 15 | at Portland | T 1-1 | 20,438 | 13-6-9 | 2 | 48 | SEA: Montero (57); POR: Wallace (78) |
| Sat. | Sept. 22 | San Jose | L 1-2 | 38,948 | 13-7-9 | 4 | 48 | SEA: Zakuani (14); SJ: Dawkins (2) Wondolowski (30) |
| Sat. | Sept. 29 | at Vancouver | T 0-0 | 21,000 | 13-7-10 | T3 | 49 | |
| Sun. | Oct. 7 | Portland | W 3-0 | 66,452 | 14-7-10 | 3 | 52 | SEA: own goal (25) Johnson (28) Montero (62) |
| Wed. | Oct. 17 | Real Salt Lake | T 0-0 | 38,356 | 14-7-11 | 3 | 53 | |
| Sun. | Oct. 21 | FC Dallas | W 3-1 | 38,755 | 15-7-11 | T2 | 56 | SEA: Evans (32,60) Rosales (79); DAL: Perez (40) |
| Sun. | Oct. 28 | at Los Angeles | L 0-1 | 27,000 | 15-8-11 | 3 | 56 | LA: Magee (83) |

## SEATTLE SOUNDERS FC – GAME-BY-GAME

| # | Player | 1 TOR 3-1 | 2 HOU 2-0 | 3 SJ 0-1 | 4 DC 0-0 | 5 COL 1-0 | 6 CHI 2-1 | 7 LA 2-0 | 8 PHI 1-0 | 9 DAL 2-0 | 10 RSL 0-1 | 11 VAN 2-2 | 12 CLB 0-2 | 13 CHV 1-1 | 14 MTL 1-4 | 15 KC 1-1 | 16 POR 1-2 | 17 NE 2-2 | 18 RSL 0-0 | 19 COL 2-1 | 20 NY 2-2 | 21 COL 2-1 | 22 LA 4-0 | 23 SJ 1-2 | 24 VAN 2-0 | 25 CHV 6-2 | 26 DAL 1-1 | 27 CHV 2-1 | 28 POR 1-1 | 29 SJ 1-2 | 30 VAN 0-0 | 31 POR 3-0 | 32 RSL 0-0 | 33 DAL 3-1 | 34 LA 0-1 |
|---|---|---|---|---|---|---|---|---|---|---|---|---|---|---|---|---|---|---|---|---|---|---|---|---|---|---|---|---|---|---|---|---|---|---|---|
| 1 | Michael Gspurning | 90G | 90G | 90G | 90G | 90G | 90G | 45G | | | | | | | | | | | | | | 90G | 90G | 90G | 90G | 90G | 90G | 90G | 90G | 90G | 90G | 90G | 90G | 90G | 90G |
| 3 | Brad Evans | 90M | 61M | | 90M | 90M | 90M | 90M | | 77M | | | 90M | 90M | 90M | 72M | 45M | 56M | 64M | | 85M | 83M | 64M | 90M | 90M | 90M | 88M | 84M | 78M | 90M | 74M | 90M | 90D | 90M | 90M |
| 4 | Patrick Ianni | 90D | 90D | 90D | 90D | 90D | | | 90D | | | | | | | 90D | 48 | 90D | | 90D | 90D | 90D | 90D | | | | 90D | 90D | | 49D | | | | | |
| 5 | Adam Johansson | 90D | | | | | 90D | | 90D | | 82D | 90D | 61D | | | | | 90D | | 90D | 90D | 90D | 90D | 90D | 79D | 90D | 90D | | 90D | 82D | 90D | 90D | | 90D | 90D |
| 6 | Osvaldo Alonso | 90M | 90M | 90M | 90M | 90M | 90M | 90M | 90M | | 90M | 90M | 90M | | | 90M | 90M | 90M | | 90M | 90M | 90M | 90M | 90M | 90M | 90M | 78M | 90M | 90M | 90M | 90M | 90M | 90M | 90M | 90M |
| 7 | Eddie Johnson | | | | 24 | 66F | 89F | 81F | 29 | 90F | 90F | 90F | 90F | 17 | 82F | 80F | 90F | 90F | 90F | 72F | 90F | 90F | 90F | 22 | 90F | 73F | | 90F | 90F | | 90F | 90F | | 90F | 45F |
| 8 | Marc Burch | 90D | 90D | 90D | 1 | 15 | 39 | 16 | 90D | 90D | 90D | 85D | 90D | 90D | 90D | 90D | 90D | 90D | 5 | 90D | 90D | 7 | 9 | 90D | | | 2 | | 12 | | | 13 | 90D | 90D | 90D |
| 10 | Mauro Rosales | 79M | | | | | 51M | 74M | 82M | 45M | 75M | 90M | 29 | 90M | 71M | 81M | 90M | 90M | 90M | 86M | 62M | 90M | 90M | 8 | 88M | 78M | 90F | | | | 70M | 87M | 80M | 83M | 82M |
| 11 | Steve Zakuani | | | | | | | | | | | | | | | | | | | 4 | | | | | | 6 | 66F | 75M | 70M | 71M | 20 | | | | 8 |
| 12 | Leo Gonzalez | | 9 | | 90D | 90D | 90D | 90D | 8 | | | | | | | | | 10 | 90D | | 13 | 90D | 90D | | 90D | 90D | 90D | 90D | 90D | 90D | 90D | 77D | | | |
| 13 | Christian Tiffert | | | | | | | | | | | | | | | | | | | | | | 26 | 90M | 90M | 84M | 90M | 61M | | 90M | 90M | 88M | 90M | 89M | 90M |
| 13 | O'Brian White | | | | | | | | | | | | | | | | | | | | | | | | | | | | | | | | | | |
| 14 | Michael Tetteh | | | | | | | | | | | | | | | | | | | | | | | | | | | | | | | | | | |
| 15 | Alvaro Fernandez | 65M | 90M | 90M | 89M | | | | | | 32 | 72M | 61M | 61M | 62M | 8 | | 34 | 85M | 81M | 90M | | | | | | | | | | | | | | |
| 15 | Mario Martinez | | | | | | | | | | | | | | | | | | | | | | | | | 12 | | | 20 | 8 | | | | | |
| 16 | David Estrada | 87F | 90F | 90F | 66F | 90M | 90M | 90M | 90F | 66F | 58M | 18 | 78M | 78F | | | | | | | | | | | | | | | | 19 | | 2 | 14 | 1 | |
| 17 | Fredy Montero | 90F | 89F | 90F | 90F | 89F | 90F | 90F | 90F | 45 | 90F | 90F | 90F | 73F | 90F | 90F | 89F | | 73F | 18 | 28 | 88F | 73F | 6 | 29 | 90F | 90F | 90F | 90F | 90F | 90F | 90F | 76F | 90F | 90F |
| 19 | Babayele Sodade | | | | | | | | | | | | | | | | | | | | | | | | | | | | | | | | | | |
| 20 | Zach Scott | | 90D | 90D | 90D | 90D | | 90D | | 90D | | 5 | 90D | 90D | 90D | 90D | 90D | 90D | 90D | | | 2 | | 90D | 11 | | | 90D | | | | | 30D | | 39 |
| 21 | Cordell Cato | | | | | | | | | 24 | 15 | | | 12 | 19 | | 15 | | 17 | 9 | | | | | | | | 6 | | | | | | | |
| 22 | Mike Seamon | | | | | | | | | | | | | | | | | | | | | | | | | | | | | | | | 50 | | |
| 23 | Servando Carrasco | 3 | 29 | 74M | | | | | 1 | 13 | | | | | 8 | | | | 90M | | 5 | | | | | | 12 | | | | | | | | |
| 24 | Roger Levesque | 11 | 81M | | 90M | 1 | | | | | | | | | | | | | | | | | | | | | | | | | | | | | |
| 24 | Marcus Hahnemann | | | | | | | | | | | | | | | | | | | | | | | | | | | | | | | | | | |
| 25 | Andy Rose | | | | | | | | 61M | 90M | 90M | 45 | 12 | 90M | 90M | 18 | 45 | 90M | 26 | 90M | 77M | 10 | 17 | 82M | 2 | | | 15 | 90M | | 16 | 3 | 90M | 7 | |
| 26 | Sammy Ochoa | | | 28 | | 24 | 1 | | | | | | | | | 10 | | | | | | | | 68F | | 17 | | | | 90F | | | 40F | | 45 |
| 27 | Alex Caskey | | | 16 | | 75M | | 9 | 89M | 90M | 8 | 45M | | 29 | 28 | 90M | 75M | 80M | | 90M | | 80M | 81M | 84M | 61M | | 24 | 29 | | | | | 10 | | |
| 28 | Christian Sivebaek | 25 | 1 | 62M | | | | | | | | | | | | | | | | | | | | | | | | | | | | | | | |
| 29 | Josh Ford | | | | | | | | | | | | | | | | | | | | | | | | | | | | | | | | | | |
| 30 | Andrew Duran | | | | | | | | | | | | | | | | | | | | | | | | | | | | | | | | | | |
| 31 | Jeff Parke | | | 45 | 90D | 90D | 90D | 90D | 90D | 90D | 90D | 90D | 90D | 90D | 90D | 90D | 42D | | 90D | 90D | 90D | 90D | 90D | 90D | 90D | 90D | 90D | | 90D | 90D | 90D | 90D | 90D | 90D | 51D |
| 32 | Daniel Steres | | | | | | | | | | | | | | | | | | | | | | | | | | | | | | | | | | |
| 33 | Andrew Weber | | | | | | | | | | | | | | | 90G | 90G | 45G | | | | | | | | | | | | | | | | | |
| 34 | Jhon Kennedy Hurtado | 90D | 90D | 45D | | | 90D | 90D | | 90D | 90D | 90D | 29 | 90D | 56D | | 90D | | 90D | | | | | | 90D | 90D | | 90D | 90D | 41 | 90D | 90D | | 90D | 90D |
| 35 | Bryan Meredith | | | | | | | 45 | 90G | 90G | 90G | 90G | 90G | 90G | 90G | | | 45 | 90G | 90G | 90G | | | | | | | | | | | | | | |

"00" = minutes played
F/M/D/G = starting position

## SEATTLE SOUNDERS FC – GAME-BY-GAME LOG

| | | | | |
|---|---|---|---|---|
| Game #1 | 03/17/2012 | SEA 3 vs TOR 1 | W | Estrada 1 (unassisted) 17; Estrada 2 (Burch 1, Fernandez 1) 51; Estrada 3 (Fernandez 2) 63 |
| Game #2 | 03/23/2012 | SEA 2 vs HOU 0 | W | Estrada 4 (unassisted) 23; Evans 1 (penalty kick) 27 |
| Game #3 | 03/31/2012 | SEA 0 vs SJ 1 | L | |
| Game #4 | 04/07/2012 | SEA 0 at DC 0 | T | |
| Game #5 | 04/14/2012 | SEA 1 vs COL 0 | W | Scott 1 (Caskey 1) 63 |
| Game #6 | 04/28/2012 | SEA 2 at CHI 1 | W | own goal (Friedrich) 39; Johnson 1 (Hurtado 1) 67 |
| Game #7 | 05/02/2012 | SEA 2 vs LA 0 | W | Johnson 2 (Rosales 1) 40; Montero 1 (unassisted) 48 |
| Game #8 | 05/05/2012 | SEA 1 vs PHI 0 | W | Rosales 1 (Montero 1) 63 |
| Game #9 | 05/09/2012 | SEA 2 at DAL 0 | W | Montero 2 (Cato 1) 68; Montero 3 (Caskey 2, Rose 1) 71 |
| Game #10 | 05/12/2012 | SEA 0 vs RSL 1 | L | |
| Game #11 | 05/19/2012 | SEA 2 at VAN 2 | T | Johnson 3 (Rosales 2, Montero 2) 47; Montero 4 (Johnson 1) 90 |
| Game #12 | 05/23/2012 | SEA 0 vs CLB 2 | L | |
| Game #13 | 05/26/2012 | SEA 1 at CHV 1 | T | Estrada 5 (Caskey 3, Montero 3) 61 |
| Game #14 | 06/16/2012 | SEA 1 at MTL 4 | L | Johnson 4 (Montero 4) 61 |
| Game #15 | 06/20/2012 | SEA 1 vs KC 1 | T | Ianni 1 (Rosales 3) 15 |
| Game #16 | 06/24/2012 | SEA 1 at POR 2 | L | Johnson 5 (Scott 1) 58 |
| Game #17 | 06/30/2012 | SEA 2 at NE 2 | T | Johnson 6 (Rosales 4) 23; Johnson 7 (Burch 2) 35 |
| Game #18 | 07/04/2012 | SEA 0 at RSL 0 | T | |
| Game #19 | 07/07/2012 | SEA 2 vs COL 1 | W | Fernandez 1 (Rosales 5) 52; Johnson 8 (Rosales 6) 64 |
| Game #20 | 07/15/2012 | SEA 2 at NY 2 | T | Fernandez 2 (Johansson 1) 16; Montero 5 (Evans 1, Johansson 2) 67 |
| Game #21 | 07/28/2012 | SEA 2 at COL 1 | W | Johnson 9 (Rosales 7) 2; Alonso 1 (Johnson 2, Caskey 4) 65 |
| Game #22 | 08/05/2012 | SEA 4 vs LA 0 | W | Johnson 10 (Rosales 8, Alonso 1) 6; Montero 6 (unassisted) 52; Caskey 1 (unassisted) 61; Rose 1 (Burch 3, Rosales 9) 88 |
| Game #23 | 08/11/2012 | SEA 1 at SJ 2 | L | Montero 7 (unassisted) 92+ |
| Game #24 | 08/18/2012 | SEA 2 vs VAN 0 | W | Montero 8 (Parke 1, Rosales 10) 64; Johnson 11 (Evans 2, Alonso 2) 87 |
| Game #25 | 08/25/2012 | SEA 6 at CHV 2 | W | Evans 2 (Montero 5) 10; Montero 9 (Rosales 11) 27; Montero 10 (Rosales 12) 34; Montero 11 (Rosales 13) 67; Ochoa 1 (Tiffert 1, Evans 3) 80; own goal (Jazic) 91+ |
| Game #26 | 09/02/2012 | SEA 1 at DAL 1 | T | Rosales 2 (Zakuani 1) 20 |
| Game #27 | 09/08/2012 | SEA 2 vs CHV 1 | W | Johnson 12 (Tiffert 2) 28; Johnson 13 (Montero 6) 89 |
| Game #28 | 09/15/2012 | SEA 1 at POR 1 | T | Montero 12 (Gspurning 1) 57 |
| Game #29 | 09/22/2012 | SEA 1 vs SJ 2 | L | Zakuani 1 (Ochoa 1) 14 |
| Game #30 | 09/29/2012 | SEA 0 at VAN 0 | T | |
| Game #31 | 10/07/2012 | SEA 3 vs POR 0 | W | own goal (Danso) 25; Johnson 14 (Evans 4) 28; Montero 13 (unassisted) 62 |
| Game #32 | 10/17/2012 | SEA 0 vs RSL 0 | T | |
| Game #33 | 10/21/2012 | SEA 3 vs DAL 1 | W | Evans 3 (penalty kick) 32; Evans 4 (Tiffert 3, Montero 7) 60; Rosales 3 (Montero 8, Johnson 3) 79 |
| Game #34 | 10/28/2012 | SEA 0 at LA 1 | L | |

## SEATTLE SOUNDERS FC –CUP COMPETITIONS – GAME-BY-GAME

| | | CONCACAF CHAMPIONS LEAGUE 11/12 | | U.S. OPEN CUP | | | | | CONCACAF CHAMPIONS LEAGUE 12/13 | | | |
|---|---|---|---|---|---|---|---|---|---|---|---|---|
| # | Player | QF1 | QF2 | 3R | 4R | QF | SF | F | Grp4 | Grp4 | Grp4 | Grp4 |
| | | SANT | SANT | ATLA | CAFC | SJ | CHV | KC | CALD | CALD | MARA | MARA |
| | | 2-1 | 1-6 | 5-1 | 5-0 | 1-0 | 4-1 | 1-1 | 3-1 | 3-1 | 3-2 | 3-1 |
| 1 | Michael Gspurning | 90G | 90G | | | | | 120G | | 90G | 90G | |
| 3 | Brad Evans | 90M | 90M | | | 90D | 29 | 51 | 90D | 90M | 21 | |
| 4 | Patrick Ianni | | | | | 90D | 90D | 118D | | 90D | 90D | |
| 5 | Adam Johansson | 90D | 90D | | | | | | 1 | | | |
| 6 | Osvaldo Alonso | 90M | 90M | 72M | 75M | | 90M | 120M | 45M | 90M | 29 | |
| 7 | Eddie Johnson | 12 | 19 | 45F | | 14 | 86F | 120F | | | 76F | |
| 8 | Marc Burch | 1 | | 90D | 90D | 7 | | 13 | 90D | 90D | 90D | 45 |
| 10 | Mauro Rosales | 90M | 90M | | | | | 120M | | | | |
| 11 | Steve Zakuani | | | | | | | | | | | 78M |
| 12 | Leo Gonzalez | 90D | 77D | | | 90D | 90D | 120D | 15 | 16 | | |
| 13 | Christian Tiffert | | | | | | | 51 | | 4 | | |
| 14 | Michael Tetteh | | | | | | | | | | | |
| 15 | Alvaro Fernandez | 78M | 90M | | | 89M | 9 | | | | | |
| 15 | Mario Martinez | | | | | | | | | 61M | 90M | 90M |
| 16 | David Estrada | 89F | 62F | 45 | 9 | | | | | | | 90F |
| 17 | Fredy Montero | 90F | | | 81F | | 90F | 107F | 89F | 74F | 14 | |
| 19 | Babayele Sodade | | | | | | | | | | | |
| 20 | Zach Scott | | | 90D | 90D | 90D | 90D | 120D | | 90D | 90D | 90D |
| 21 | Cordell Cato | | | 90M | 90M | 83M | 61M | | 90M | 29 | | 12 |
| 22 | Mike Seamon | | | | | | | | | | | 90D |
| 23 | Servando Carrasco | | | 18 | 15 | 90M | | | 45 | | 90M | 90M |
| 24 | Roger Levesque | | 9 | 20 | 17 | 90F | | | | | | |
| 24 | Marcus Hahnemann | | | | | | | | | | | 90G |
| 25 | Andy Rose | | | 90M | 90M | 90M | 90M | 69M | 90M | | 69M | 67M |
| 26 | Sammy Ochoa | | | 70F | 73F | 76F | 4 | | 90F | 86F | 90F | 90F |
| 27 | Alex Caskey | | | 90M | 90M | | 81M | 69M | 75M | 90M | 61M | 23 |
| 28 | Christian Sivebaek | | 13 | | | | | | | | | |
| 29 | Josh Ford | | | | | | | | | | | |
| 30 | Andrew Duran | | | | | | | | | | | |
| 31 | Jeff Parke | 90D | 90D | 90D | 90D | | | | 90D | | | 45D |
| 33 | Andrew Weber | | | | | 90G | | | 90G | | | |
| 34 | Jhon Kennedy Hurtado | 90D | 90D | 90D | 90D | 1 | 90D | 120D | 90D | 90D | 90D | 90D |
| 35 | Bryan Meredith | | | 90G | 90G | | 90G | | | | | |

CONCACAF CHAMPIONS LEAGUE 11/12

| | | | | | |
|---|---|---|---|---|---|
| QF1 | 03/07/2012 | SEA 2 vs SANTOS 1 | W | | Estrada (Montero) 12; Evans (Rosales) 63 |
| QF2 | 03/14/2012 | SEA 1 at SANTOS 6 | L | | Fernandez (Montero) 37 |

U.S. OPEN CUP

| | | | | | |
|---|---|---|---|---|---|
| 3R | 05/30/2012 | SEA 5 vs ATLNTA 1 | W | | Rose (Burch) 44; Alonso (Cato) 46; Caskey 54; Ochoa (Alonso) 62; Ochoa 66 |
| 4R | 06/05/2012 | SEA 5 vs CALFC 0 | W | | Alonso (penalty kick) 50; Montero (Cato) 58; Rose (Caskey) 66; Montero (unassisted) 68; Alonso (Caskey) 70 |
| QF | 06/26/2012 | SEA 1 at SJ 0 | W | | Cato (unassisted) 18 |
| SF | 07/11/2012 | SEA 4 vs CHV 1 | W | | Johnson (Alonso) 31; Alonso (penalty kick) 48; Evans (Montero) 83; Ochoa (unassisted) 88 |
| F | 08/08/2012 | SEA 1 at KC 1 | T | (2-3 pens) | Scott (Rosales) 86 |

CONCACAF CHAMPIONS LEAGUE 12/13

| | | | | | |
|---|---|---|---|---|---|
| Grp4 | 08/02/2012 | SEA 3 vs CALDNA 1 | W | | Ochoa (Rose) 19. Montero (Rose) 30, Rose 42 |
| Grp4 | 08/30/2012 | SEA 3 at CALDNA 1 | W | | Caskey (Scott) 45; Ochoa (Montero); Montero (Caskey) 69 |
| Grp4 | 09/19/2012 | SEA 3 at MARATN 2 | W | | Ochoa (Martinez) 11; Johnson (Rose) 62; Evans (Alonso) 78 |
| Grp4 | 10/24/2012 | SEA 3 vs MARATN 1 | W | | Ochoa (Martinez) 23; Zakuani 28; Estrada 76 |

# VANCOUVER WHITECAPS FC

## 2012 RECORD

| | GP | W-L-T | PTS | GF | GA |
|---|---|---|---|---|---|
| Whitecaps | 34 | 11-13-10 | 43 | 35 | 41 |

## RECORD at BC PLACE

| GP | W-L-T | PTS | GF | GA |
|---|---|---|---|---|
| 17 | 8-3-6 | 30 | 25 | 17 |

## RECORD on road

| GP | W-L-T | PTS | GF | GA |
|---|---|---|---|---|
| 17 | 3-10-4 | 13 | 10 | 24 |

## RECORD at the half

| | W | L | T |
|---|---|---|---|
| LEADING | 5 | 0 | 2 |
| TIED | 6 | 6 | 7 |
| TRAILING | 0 | 7 | 1 |

## RECORD with the first goal

| | W | L | T |
|---|---|---|---|
| SCORING | 10 | 3 | 3 |
| CONCEDING | 1 | 10 | 2 |

## TEAM COMPARISONS

| | FOR | AGAINST |
|---|---|---|
| GOALS SCORED | 1.03 (17th) | 1.21 (4th) |
| TOTAL SHOTS | 10.44 (19th) | 12.76 (9th) |
| SHOTS ON GOAL | 3.41 (18th) | 4.15 (6th) |
| SHOOTING ACCURACY | 32.7% (13th) | 29.1% (8th) |
| SCORING %AGE | 9.9% (11th) | 9.5% (7th) |
| FOULS | 14.15 (1st) | 15.00 (1st) |
| CORNER KICKS | 4.09 (18th) | 4.05 (2nd) |
| OFFSIDE | 2.67 (5th) | 1.97 (5th) |

## GOALS SCORED IN GAME

| GP | 0 | 1 | 2 | 3 | 4+ | TOT | AVG |
|---|---|---|---|---|---|---|---|
| 34 | 12 | 12 | 8 | 1 | 1 | 35 | 1.03 |

## GOALS ALLOWED IN GAME

| GP | 0 | 1 | 2 | 3 | 4+ | TOT | AVG |
|---|---|---|---|---|---|---|---|
| 34 | 12 | 9 | 8 | 4 | 1 | 41 | 1.21 |

## GOALS BY INTERVALS

| | TOT | 0-15 | 16-30 | 31-45+ | 46-60 | 61-75 | 76-90+ |
|---|---|---|---|---|---|---|---|
| FOR | 35 | 6 | 3 | 4 | 5 | 10 | 7 |
| AGAINST | 41 | 3 | 4 | 8 | 5 | 9 | 12 |

## WHERE THE GOALS COME FROM

| | | *FOR* | *AGAINST* |
|---|---|---|---|
| GOALS SCORED | | 35 | 41 |
| MINUTES PER GOAL | | 87 | 75 |
| *HOW SCORED* | | | |
| | RIGHT FOOT | 20 | 25 |
| | LEFT FOOT | 10 | 7 |
| | HEADERS | 5 | 8 |
| | OTHER | 0 | 1 |
| *TYPE OF PLAY* | | | |
| | OPEN PLAY | 22 | 18 |
| | CROSS | 5 | 10 |
| | CORNER | 3 | 4 |
| | REBOUND | 1 | 1 |
| | PENALTIES | 1 | 2 |
| | DIRECT FROM FREE KICK | 2 | 3 |
| | FREE KICK (INDIRECT) | 1 | 2 |
| | OWN GOALS | 0 | 1 |
| *DISTANCE* | | | |
| | INSIDE GOAL AREA | 6 | 8 |
| | INSIDE PENALTY AREA | 25 | 22 |
| | OUTSIDE PENALTY AREA | 4 | 11 |

## PRIMARY TEAM

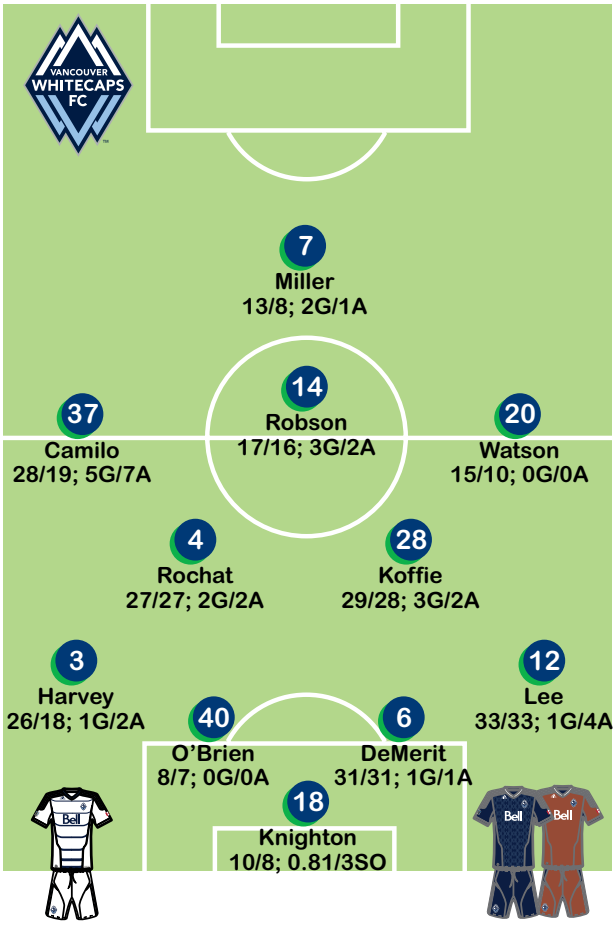

MLS CUP PLAYOFFS ★ 2012

# VANCOUVER WHITECAPS FC

| No. | Player | Pos | Ht | Wt | Birthdate | Birthplace | 2012 GP | 2012 GS | 2012 G | 2012 A | CAREER GP | CAREER GS | CAREER G | CAREER A |
|---|---|---|---|---|---|---|---|---|---|---|---|---|---|---|
| **1** | **Joe Cannon** | **GK** | 6-2 | 200 | 01/01/1975 | Sun Valley, ID | 26 | 26 | 0 | 0 | 332 | 331 | 0 | 4 |
| *Two-time MLS Goalkeeper of the Year (2002, '04). Won an MLS Cup with San Jose in 2001. In his 15th MLS season; has also played for Colorado and LA* | | | | | | | | | | | | | | |
| **3** | **Jordan Harvey** | **DF** | 5-11 | 175 | 01/28/1984 | Mission Viejo, CA | 26 | 18 | 1 | 2 | 131 | 119 | 2 | 12 |
| *Now in his seventh MLS season, moving to Vancouver from Philadelphia in 2011. Began career with Colorado* | | | | | | | | | | | | | | |
| **4** | **Alain Rochat** | **DF** | 6-0 | 170 | 02/01/1983 | Saint-Jean-sur-Richelieu, Que. | 27 | 27 | 2 | 2 | 55 | 54 | 5 | 3 |
| *Joined Whitecaps FC for inaugural MLS season from FC Zurich (Switzerland).* | | | | | | | | | | | | | | |
| **6** | **Jay DeMerit** | **DF** | 6-1 | 180 | 12/04/1979 | Green Bay, WI | 31 | 31 | 1 | 1 | 52 | 51 | 1 | 1 |
| *The club's first MLS signing after playing six seasons at Watford FC in England. Played every match for USA in 2010 World Cup.* | | | | | | | | | | | | | | |
| **7** | **Kenny Miller** | **FW** | 5-10 | 150 | 12/23/1979 | Edinburgh, Scotland | 13 | 8 | 2 | 1 | 13 | 8 | 2 | 1 |
| *Scotland's national team captain who moved to MLS from Cardiff City FC. A rarity, having played for both Rangers and Celtic* | | | | | | | | | | | | | | |
| **8** | **Etienne Barbara** | **FW** | 6-0 | 190 | 06/10/1982 | Pieta, Malta | 2 | 0 | 0 | 0 | 2 | 0 | 0 | 0 |
| *Malta international who signed with Vancouver this year after two seasons with Carolina RailHawks. Began career in 1999 in Malta* | | | | | | | | | | | | | | |
| **9** | **Atiba Harris** | **FW** | 6-3 | 185 | 01/09/1985 | Basseterre, St. Kitts | 7 | 3 | 0 | 0 | 138 | 109 | 17 | 19 |
| *Expansion draft selection from Dallas. Now in his seventh MLS season, having also played with Chivas USA and Real Salt Lake. St. Kitts and Nevis international* | | | | | | | | | | | | | | |
| **11** | **John Thorrington** | **MF** | 5-8 | 150 | 10/17/1979 | Johannesburg, South Africa | 19 | 14 | 0 | 1 | 89 | 72 | 8 | 3 |
| *Veteran midfielder in his eighth MLS season, picked up from Chicago in the expansion draft. Spent time in Germany and England, and a U.S. international* | | | | | | | | | | | | | | |
| **12** | **Lee Young-Pyo** | **DF** | 5-9 | 146 | 04/23/1977 | Hongcheon-gun, South Korea | 33 | 33 | 1 | 4 | 33 | 33 | 1 | 4 |
| *Fullback who played in three World Cups for South Korea. Came to MLS in 2012 from Al-Hilal in Saudi Arabia; also played in Germany, England, Netherlands* | | | | | | | | | | | | | | |
| **13** | **Michael Nanchoff** | **MF** | 5-8 | 150 | 09/24/1988 | North Royalton, OH | 9 | 1 | 0 | 0 | 14 | 2 | 0 | 0 |
| *The eighth overall selection in the 2011 SuperDraft out of Univ. of Akron. U.S. youth international* | | | | | | | | | | | | | | |
| **14** | **Barry Robson** | **MF** | 5-11 | 165 | 11/07/1978 | Aberdeen, Scotland | 17 | 16 | 3 | 2 | 17 | 16 | 3 | 2 |
| *Designated Player signed at midseason. Has played in Scotland for Inverness Caledonian Thistle, Dundee United and Celtic, and England's Middlesbrough* | | | | | | | | | | | | | | |
| **15** | **Martin Bonjour** | **DF** | 6-3 | 190 | 04/09/1985 | Carhue, Argentina | 28 | 27 | 1 | 1 | 28 | 27 | 1 | 1 |
| *Moved to MLS from Rampla Juniors in Uruguay for the 2012 season. Has also played in Argentina, Poland and Peru.* | | | | | | | | | | | | | | |
| **16** | **Matt Watson** | **MF** | 6-0 | 180 | 01/01/1985 | Bromsgrove, England | 15 | 10 | 0 | 0 | 15 | 10 | 0 | 0 |
| *Signed with Whitecaps FC before the start of the season after three years with Carolina RailHawks. Played collegiately at Univ. of Maryland-Baltimore County* | | | | | | | | | | | | | | |
| **17** | **Omar Salgado** | **FW** | 6-4 | 190 | 09/10/1993 | El Paso, TX | 7 | 5 | 0 | 1 | 21 | 10 | 1 | 2 |
| *The No. 1 overall selection in the 2011 SuperDraft. A U.S. youth international.* | | | | | | | | | | | | | | |
| **18** | **Brad Knighton** | **GK** | 6-2 | 195 | 02/06/1985 | Hickory, NC | 10 | 8 | 0 | 0 | 24 | 22 | 0 | 0 |
| *In his first season with Vancouver after playing with NASL Carolina in 2011. Previously with Philadelphia and New England in MLS.* | | | | | | | | | | | | | | |
| **19** | **Carlyle Mitchell** | **DF** | 6-2 | 165 | 08/08/1987 | Arima, Trinidad & Tobago | 2 | 2 | 0 | 0 | 5 | 5 | 0 | 0 |
| *Trinidad & Tobago international who signed with Vancouver late in 2011 from Joe Public FC (T&T).* | | | | | | | | | | | | | | |
| **20** | **Dane Richards** | **MF** | 5-7 | 153 | 12/14/1983 | Montego Bay, Jamaica | 29 | 26 | 4 | 3 | 159 | 141 | 24 | 27 |
| *Speedy Jamaican international acquired in July in a trade with New York, where he played from 2007. Played collegiately at Clemson Univ.* | | | | | | | | | | | | | | |
| **22** | **Darren Mattocks** | **FW** | 6-0 | 155 | 09/02/1990 | Portmore, Jamaica | 21 | 15 | 7 | 1 | 21 | 15 | 7 | 1 |
| *The No. 2 overall selection in the 2012 SuperDraft out of Univ. of Akron. Jamaican international.* | | | | | | | | | | | | | | |
| **23** | **Tiago Ulisses** | **MF** | 5-9 | 155 | 05/09/1989 | Sao Paulo, Brazil | 0 | 0 | 0 | 0 | 0 | 0 | 0 | 0 |
| *Signed by Whitecaps FC at midseason after playing in 2012 for Botafogo FC in Brazil. Product of the SC Corinthians youth scheme* | | | | | | | | | | | | | | |
| **24** | **Brian Sylvestre** | **GK** | 6-5 | 200 | 12/19/1992 | Hollywood, FL | 0 | 0 | 0 | 0 | 0 | 0 | 0 | 0 |
| *U.S. youth international who signed with Whitecaps FC as a Home Grown Player* | | | | | | | | | | | | | | |
| **27** | **Jun Marques Davidson** | **MF** | 6-2 | 165 | 06/07/1983 | Tokyo, Japan | 24 | 24 | 0 | 0 | 24 | 24 | 0 | 0 |
| *Came to Vancouver after one season with Tokushima Vortis (J.League 2). Spent 2010 with Carolina RailHawks after his first seven seasons in Japan* | | | | | | | | | | | | | | |
| **28** | **Gershon Koffie** | **MF** | 5-11 | 155 | 08/25/1991 | Koforidua, Ghana | 29 | 28 | 3 | 2 | 58 | 56 | 4 | 2 |
| *Ghana international in his second MLS season. Moved up with the club after one year at D-II level. Also played in Denmark and Sweden* | | | | | | | | | | | | | | |
| **31** | **Russell Teibert** | **MF** | 5-7 | 145 | 12/22/1992 | Niagara Falls, Ontario, Can. | 4 | 1 | 0 | 0 | 15 | 6 | 0 | 0 |
| *Canadian international who signed as a Home Grown Player before the 2011 season. Also a part of Toronto FC Academy* | | | | | | | | | | | | | | |
| **32** | **Greg Klazura** | **DF** | 5-11 | 165 | 01/27/1989 | Leominster, MA | 0 | 0 | 0 | 0 | 0 | 0 | 0 | 0 |
| *Supplemental Draft selection in 2012 out of Univ. of Notre Dame* | | | | | | | | | | | | | | |
| **34** | **Caleb Clarke** | **FW** | 6-1 | 165 | 06/23/1993 | Richmond, B.C., Canada | 2 | 0 | 0 | 0 | 2 | 0 | 0 | 0 |
| *Signed with the club as a Home Grown Player in August, and made his MLS debut on Aug. 15* | | | | | | | | | | | | | | |
| **36** | **Bryce Alderson** | **MF** | 5-10 | 160 | 02/05/1994 | Kitchener, Ontario, Canada | 0 | 0 | 0 | 0 | 0 | 0 | 0 | 0 |
| *Signed with the club as a Home Grown Player in August, and made his MLS debut on Aug. 15* | | | | | | | | | | | | | | |
| **37** | **Camilo** | **MF** | 5-7 | 155 | 07/21/1988 | Presidente Prudente, Brazil | 28 | 19 | 5 | 7 | 60 | 48 | 17 | 10 |
| *Joined Whitecaps FC before their first MLS season. Has also played in Brazil, Malta and South Korea, moving to Vancouver from Gyeongnam FC* | | | | | | | | | | | | | | |
| **40** | **Andy O'Brien** | **DF** | 6-3 | 165 | 06/29/1979 | Harrogate, England | 8 | 7 | 0 | 0 | 8 | 7 | 0 | 0 |
| *Made his MLS debut in August after 15 seasons in England, last with Leeds. Rep. of Ireland international; played more than 300 games in England's top flight* | | | | | | | | | | | | | | |

**HEAD COACH : Martin Rennie** 05/22/1975 W11 L13 T10

## VANCOUVER WHITECAPS FC PLAYOFF HISTORY

FIRST APPEARANCE

## CAREER POSTSEASON STATISTICS FOR CURRENT VANCOUVER WHITECAPS FC PLAYERS

| UNF | POS | PLAYER | GP | GS | MIN | G | A | SHT | SOG | PKG | PKA | SKG | SKA | FC | FS | OFF | CK | C | E |
|---|---|---|---|---|---|---|---|---|---|---|---|---|---|---|---|---|---|---|---|
| 9 | F | Atiba Harris | 4 | 4 | 371 | 0 | 1 | 3 | 1 | 0 | 0 | 0 | 0 | 18 | 5 | 5 | 0 | 0 | 1 |
| 20 | M | Dane Richards | 11 | 11 | 976 | 1 | 3 | 15 | 3 | 0 | 0 | 0 | 0 | 15 | 20 | 5 | 0 | 1 | 0 |
| 11 | M | John Thorrington | 6 | 5 | 485 | 1 | 0 | 7 | 3 | 0 | 0 | 0 | 1 | 9 | 12 | 1 | 0 | 2 | 0 |

| UNF | POS | GOALKEEPER | GP | GS | MIN | SHTS | SV | GA | GAA | PKG | PKA | SKG | SKA | W | L | T | SO |
|---|---|---|---|---|---|---|---|---|---|---|---|---|---|---|---|---|---|
| 1 | GK | Joe Cannon | 18 | 18 | 1690 | 37 | 64 | 23 | 1.22 | 1 | 2 | 8 | 11 | 7 | 8 | 3 | 5 |

## VANCOUVER WHITECAPS FC INDIVIDUAL HIGH GAMES (2012)

Goals
2 Darren Mattocks 06/10/2012 vs. HOU W 3-1
2 Darren Mattocks 07/11/2012 at TOR L 2-3

Assists
2 Camilo 10/03/2012 vs. CHV W 4-0

Shots
7 Darren Mattocks 06/10/2012 vs. HOU W 3-1
7 Barry Robson 07/18/2012 vs. LA T 2-2

Shots on Goal
4 Darren Mattocks 06/10/2012 vs. HOU W 3-1
4 Sebastien Le Toux 06/16/2012 vs. COL W 1-0
4 Barry Robson 07/18/2012 vs. LA T 2-2
4 Camilo 08/11/2012 vs. RSL W 2-1

Fouls Committed
7 Dane Richards 09/01/2012 at LA L 0-2

Fouls Suffered
6 Barry Robson 08/15/2012 vs. DAL L 0-2
6 Gershon Koffie 10/03/2012 vs. CHV W 4-0

Offside
5 Darren Mattocks 09/23/2012 vs. COL T 2-2

Saves
6 Joe Cannon 07/04/2012 at COL W 1-0
6 Brad Knighton 09/01/2012 at LA L 0-2

Shots Faced
8 Brad Knighton 09/01/2012 at LA L 0-2

Goals Allowed
4 Joe Cannon 05/12/2012 at NE L 1-4

## TEAM HIGH GAMES (2012)

Goals
4 10/03/2012 vs. CHV W 4-0

Assists
5 10/03/2012 vs. CHV W 4-0

Shots
18 04/18/2012 vs. KC L 1-3
18 09/23/2012 vs. COL T 2-2

Shots on Goal
9 08/25/2012 at POR L 1-2

Fouls Committed
24 08/15/2012 vs. DAL L 0-2

Fouls Suffered
26 03/10/2012 vs. MTL W 2-0

Corner Kicks
9 09/29/2012 vs. SEA T 0-0

Offside
7 06/20/2012 vs. NY T 1-1

Saves
6 07/04/2012 at COL W 1-0
6 09/01/2012 at LA L 0-2

Shots Faced
9 09/01/2012 at LA L 0-2

Goals Allowed
4 05/12/2012 at NE L 1-4

## TEAM LOW GAMES (2012)

Shots
2 09/01/2012 at LA L 0-2

Shots on Goal
0 03/24/2012 vs. DC T 0-0
0 03/31/2012 at PHI T 0-0
0 08/18/2012 at SEA L 0-2
0 09/01/2012 at LA L 0-2

Fouls Committed
7 06/20/2012 vs. NY T 1-1

Fouls Suffered
7 03/17/2012 at CHV W 1-0

Corner Kicks
1 07/04/2012 at COL W 1-0

Offside
0 05/12/2012 at NE L 1-4
0 06/23/2012 at LA L 0-3
0 07/14/2012 at CHI L 0-1
0 08/25/2012 at POR L 1-2

Saves
0 04/18/2012 vs. KC L 1-3
0 07/27/2012 at RSL L 1-2
0 08/15/2012 vs. DAL L 0-2
0 10/03/2012 vs. CHV W 4-0

Shots Faced
0 10/03/2012 vs. CHV W 4-0

## 2012 VANCOUVER WHITECAPS FC STATISTICS (11-13-10, 43 pts.)

| UNF | POS | PLAYER | GP | GS | MIN | G | A | SHT | SOG | FC | FS | OFF | CK | C | E |
|---|---|---|---|---|---|---|---|---|---|---|---|---|---|---|---|
| 22 | F | Darren Mattocks | 21 | 15 | 1300 | 7 | 1 | 38 | 16 | 16 | 32 | 12 | 0 | 7 | 2 |
| 37 | M | Camilo | 28 | 19 | 1719 | 5 | 7 | 64 | 24 | 41 | 49 | 23 | 57 | 4 | 0 |
| 20 | M | Dane Richards (TOT) | 29 | 26 | 2402 | 4 | 3 | 30 | 11 | 60 | 26 | 11 | 1 | 9 | 0 |
| 20 | M | Dane Richards (VAN) | 12 | 9 | 920 | 3 | 1 | 13 | 5 | 21 | 12 | 2 | 0 | 2 | 0 |
| 7 | F | *Sebastien Le Toux | 19 | 18 | 1646 | 4 | 1 | 21 | 12 | 7 | 17 | 12 | 9 | 0 | 0 |
| 28 | M | Gershon Koffie | 29 | 28 | 2503 | 3 | 2 | 39 | 11 | 59 | 70 | 1 | 0 | 9 | 0 |
| 14 | M | Barry Robson | 17 | 16 | 1421 | 3 | 2 | 32 | 9 | 31 | 56 | 4 | 44 | 2 | 0 |
| 29 | F | *Eric Hassli | 18 | 9 | 897 | 2 | 3 | 28 | 7 | 38 | 12 | 13 | 0 | 6 | 0 |
| 4 | D | Alain Rochat | 27 | 27 | 2323 | 2 | 2 | 16 | 6 | 38 | 23 | 1 | 0 | 7 | 0 |
| 7 | F | Kenny Miller | 13 | 8 | 716 | 2 | 1 | 11 | 4 | 9 | 7 | 9 | 0 | 0 | 0 |
| 12 | D | Lee Young-Pyo | 33 | 33 | 2970 | 1 | 4 | 7 | 2 | 23 | 29 | 2 | 0 | 2 | 0 |
| 3 | D | Jordan Harvey | 26 | 18 | 1737 | 1 | 2 | 6 | 1 | 21 | 12 | 1 | 1 | 3 | 0 |
| 15 | D | Martin Bonjour | 28 | 27 | 2396 | 1 | 1 | 8 | 2 | 43 | 16 | 2 | 0 | 7 | 0 |
| 6 | D | Jay DeMerit | 31 | 31 | 2726 | 1 | 1 | 13 | 5 | 18 | 26 | 0 | 0 | 4 | 0 |
| 20 | M | Davide Chiumiento | 16 | 15 | 1276 | 0 | 5 | 22 | 6 | 20 | 39 | 3 | 20 | 0 | 0 |
| 17 | F | Omar Salgado | 7 | 5 | 398 | 0 | 1 | 4 | 1 | 7 | 8 | 1 | 0 | 1 | 0 |
| 11 | M | John Thorrington | 19 | 14 | 1099 | 0 | 1 | 10 | 2 | 18 | 11 | 1 | 1 | 2 | 0 |
| 8 | F | Etienne Barbara | 2 | 0 | 13 | 0 | 0 | 0 | 0 | 0 | 0 | 0 | 0 | 1 | 0 |
| 1 | G | Joe Cannon | 26 | 26 | 2277 | 0 | 0 | 0 | 0 | 1 | 1 | 0 | 0 | 0 | 1 |
| 34 | F | Caleb Clarke | 2 | 0 | 15 | 0 | 0 | 0 | 0 | 0 | 0 | 0 | 0 | 0 | 0 |
| 27 | M | Jun Marques Davidson | 24 | 24 | 2115 | 0 | 0 | 5 | 0 | 36 | 16 | 0 | 0 | 7 | 0 |
| 26 | M | Floyd Franks | 2 | 0 | 9 | 0 | 0 | 0 | 0 | 1 | 0 | 0 | 1 | 0 | 0 |
| 9 | F | Atiba Harris | 7 | 3 | 253 | 0 | 0 | 1 | 0 | 12 | 6 | 3 | 0 | 1 | 0 |
| 18 | G | Brad Knighton | 10 | 8 | 782 | 0 | 0 | 0 | 0 | 0 | 1 | 0 | 0 | 1 | 0 |
| 19 | D | Carlyle Mitchell | 2 | 2 | 180 | 0 | 0 | 1 | 0 | 1 | 2 | 0 | 0 | 0 | 0 |
| 13 | M | Michael Nanchoff | 9 | 1 | 145 | 0 | 0 | 2 | 0 | 2 | 2 | 0 | 2 | 1 | 0 |
| 40 | D | Andy O'Brien | 8 | 7 | 660 | 0 | 0 | 2 | 1 | 6 | 7 | 0 | 0 | 0 | 0 |
| 23 | F | *Long Tan | 4 | 0 | 28 | 0 | 0 | 4 | 1 | 2 | 3 | 0 | 0 | 0 | 0 |
| 31 | M | Russell Teibert | 4 | 1 | 117 | 0 | 0 | 0 | 0 | 1 | 1 | 1 | 3 | 0 | 0 |
| 16 | M | Matt Watson | 15 | 10 | 969 | 0 | 0 | 8 | 1 | 9 | 22 | 0 | 0 | 1 | 0 |
| 36 | M | Bryce Alderson | 0 | 0 | 0 | 0 | 0 | 0 | 0 | 0 | 0 | 0 | 0 | 0 | 0 |
| 32 | D | Greg Klazura | 0 | 0 | 0 | 0 | 0 | 0 | 0 | 0 | 0 | 0 | 0 | 0 | 0 |
| 24 | G | Brian Sylvestre | 0 | 0 | 0 | 0 | 0 | 0 | 0 | 0 | 0 | 0 | 0 | 0 | 0 |
| 23 | M | Tiago Ulisses | 0 | 0 | 0 | 0 | 0 | 0 | 0 | 0 | 0 | 0 | 0 | 0 | 0 |
| | | Team totals | 34 | 34 | 3060 | 35 | 35 | 355 | 116 | 481 | 510 | 91 | 139 | 68 | 3 |
| | | Opponent totals | 34 | 34 | 3060 | 41 | 35 | 434 | 145 | 510 | 481 | 67 | 138 | 52 | 1 |

GAME-WINNING GOALS: Darren Mattocks 2, Sebastien Le Toux 2, Barry Robson 1, Dane Richards 1
Lee Young-Pyo 1, Gershon Koffie 1, Eric Hassli 1, Jay DeMerit 1, Camilo 1
GAME-WINNING ASSISTS: Camilo 2, Davide Chiumiento 2, Alain Rochat 1, Kenny Miller 1
Darren Mattocks 1, Lee Young-Pyo 1, Gershon Koffie 1, Eric Hassli 1
PENALTY KICK GOALS/ATTEMPTS: Barry Robson 1-1

VANCOUVER WHITECAPS FC INDIVIDUAL GOALKEEPING

| UNF | POS | GOALKEEPER | GP | GS | MIN | SHTS | SV | GA | GAA | PG | PA | W | L | T | SO |
|---|---|---|---|---|---|---|---|---|---|---|---|---|---|---|---|
| 18 | G | Brad Knighton | 10 | 8 | 782 | 36 | 27 | 7 | 0.81 | 0 | 1 | 3 | 3 | 3 | 3 |
| 1 | G | Joe Cannon | 26 | 26 | 2277 | 109 | 73 | 34 | 1.34 | 2 | 2 | 8 | 10 | 7 | 8 |
| | | Team totals | 34 | 34 | 3060 | 145 | 100 | 41 | 1.21 | 2 | 3 | 11 | 13 | 10 | 12 |
| | | Opponent totals | 34 | 34 | 3060 | 116 | 79 | 35 | 1.03 | 1 | 1 | 13 | 11 | 10 | 12 |

* = Played with other teams in 2012. Only Vancouver Whitecaps FC statistics listed here.

## VANCOUVER WHITECAPS FC 2012 SCHEDULE

| DAY | DATE | OPPONENT | RESULT | ATT. | W-L-T | POS. | PTS | NOTES: |
|---|---|---|---|---|---|---|---|---|
| Sat. | Mar. 10 | Montreal | W 2-0 | 21,000 | 1-0-0 | T1 | 3 | VAN: Le Toux (4) Camilo (54) |
| Sat. | Mar. 17 | at Chivas USA | W 1-0 | 7,723 | 2-0-0 | T1 | 6 | VAN: DeMerit (68) |
| Sat. | Mar. 24 | D.C. United | T 0-0 | 19,394 | 2-0-1 | 1 | 7 | |
| Sat. | Mar. 31 | at Philadelphia | T 0-0 | 17,189 | 2-0-2 | 3 | 8 | |
| Sat. | Apr. 7 | at San Jose | L 1-3 | 10,525 | 2-1-2 | 4 | 8 | VAN: Le Toux (49); SJ: Wondolowski (68,78) Gordon (72) |
| Wed. | Apr. 18 | Sporting KC | L 1-3 | 15,382 | 2-2-2 | 7 | 8 | VAN: Le Toux (79); KC: Collin (24) own goal (51) Kamara (65) |
| Sat. | Apr. 21 | FC Dallas | W 1-0 | 18,027 | 3-2-2 | 3 | 11 | VAN: Camilo (11) |
| Sat. | Apr. 28 | at Columbus | W 1-0 | 11,978 | 4-2-2 | 3 | 14 | VAN: Lee (74) |
| Sat. | May 5 | San Jose | W 2-1 | 19,271 | 5-2-2 | 4 | 17 | VAN: Koffie (40) Hassli (94+); SJ: Wondolowski (15) |
| Sat. | May 12 | at New England | L 1-4 | 12,112 | 5-3-2 | 4 | 17 | VAN: Hassli (5); NE: Nguyen (6,72) Sene (24) Joseph (33) |
| Sat. | May 19 | Seattle | T 2-2 | 21,000 | 5-3-3 | 4 | 18 | VAN: Rochat (12) Camilo (82); SEA: Johnson (47) Montero (90) |
| Sat. | May 26 | at Portland | T 1-1 | 20,438 | 5-3-4 | T4 | 19 | VAN: Mattocks (84); POR: Boyd (67) |
| Sun. | June 10 | Houston | W 3-1 | 18,811 | 6-3-4 | 4 | 22 | VAN: Mattocks (4,66) Harvey (88); HOU: Kandji (83) |
| Sat. | June 16 | Colorado | W 1-0 | 19,166 | 7-3-4 | 3 | 25 | VAN: Le Toux (80) |
| Wed. | June 20 | New York | T 1-1 | 20,060 | 7-3-5 | 3 | 26 | VAN: Bonjour (75); NY: Pearce (86) |
| Sat. | June 23 | at Los Angeles | L 0-3 | 21,529 | 7-4-5 | 3 | 26 | LA: Magee (16) Keane (30) Donovan (41) |
| Wed. | July 4 | at Colorado | W 1-0 | 18,757 | 8-4-5 | 3 | 29 | VAN: Mattocks (43) |
| Sat. | July 7 | at Chivas USA | T 0-0 | 11,659 | 8-4-6 | T3 | 30 | |
| Wed. | July 11 | at Toronto FC | L 2-3 | 19,821 | 8-5-6 | T3 | 30 | VAN: Mattocks (50,91+); TOR: Silva (68) Frings (72) Dunfield (95+) |
| Sat. | July 14 | at Chicago | L 0-1 | 16,820 | 8-6-6 | T3 | 30 | CHI: Pardo (10) |
| Wed. | July 18 | Los Angeles | T 2-2 | 21,000 | 8-6-7 | T3 | 31 | VAN: Koffie (18) Robson (27); LA: Beckham (81) Villarreal (87) |
| Sun. | July 22 | San Jose | W 2-1 | 20,112 | 9-6-7 | 3 | 34 | VAN: Richards (20) Robson (62); SJ: Gordon (38) |
| Fri. | July 27 | at Real Salt Lake | L 1-2 | 18,702 | 9-7-7 | 3 | 34 | VAN: Mattocks (52); RSL: Saborio (34,58) |
| Sat. | Aug. 11 | Real Salt Lake | W 2-1 | 20,083 | 10-7-7 | T3 | 37 | VAN: Camilo (58) Richards (64); RSL: Borchers (92+) |
| Wed. | Aug. 15 | FC Dallas | L 0-2 | 19,006 | 10-8-7 | T3 | 37 | DAL: Castillo (60) Top (70) |
| Sat. | Aug. 18 | at Seattle | L 0-2 | 55,718 | 10-9-7 | 4 | 37 | SEA: Montero (64) Johnson (87) |
| Sat. | Aug. 25 | at Portland | L 1-2 | 20,438 | 10-10-7 | T4 | 37 | VAN: Miller (46+); POR: Nagbe (41) Songo'o (55) |
| Sat. | Sept. 1 | at Los Angeles | L 0-2 | 20,168 | 10-11-7 | 5 | 37 | LA: Juninho (41) Beckham (79) |
| Sat. | Sept. 15 | at FC Dallas | L 0-1 | 17,685 | 10-12-7 | 5 | 37 | DAL: de Guzman (96+) |
| Sun. | Sept. 23 | Colorado | T 2-2 | 18,992 | 10-12-8 | 5 | 38 | VAN: Rochat (64) Miller (68); COL: Cummings (34) Smith (86) |
| Sat. | Sept. 29 | Seattle | T 0-0 | 21,000 | 10-12-9 | 5 | 39 | |
| Wed. | Oct. 3 | Chivas USA | W 4-0 | 17,777 | 11-12-9 | 5 | 42 | VAN: Koffie (11) Richards (35) Camilo (62) Robson (73) |
| Sun. | Oct. 21 | Portland | L 0-1 | 21,000 | 11-13-9 | 5 | 42 | POR: Jewsbury (39) |
| Sat. | Oct. 27 | at Real Salt Lake | T 0-0 | 20,507 | 11-13-1 | 5 | 43 | |

## VANCOUVER WHITECAPS FC – GAME-BY-GAME

| # | Player | 1 | 2 | 3 | 4 | 5 | 6 | 7 | 8 | 9 | 10 | 11 | 12 | 13 | 14 | 15 | 16 | 17 | 18 | 19 | 20 | 21 | 22 | 23 | 24 | 25 | 26 | 27 | 28 | 29 | 30 | 31 | 32 | 33 | 34 |
|---|---|---|---|---|---|---|---|---|---|---|---|---|---|---|---|---|---|---|---|---|---|---|---|---|---|---|---|---|---|---|---|---|---|---|---|
| | | MTL | CHV | DC | PHI | SJ | KC | DAL | CLB | SJ | NE | SEA | POR | HOU | COL | NY | LA | COL | CHV | TOR | CHI | LA | SJ | RSL | RSL | DAL | SEA | POR | LA | DAL | COL | SEA | CHV | POR | RSL |
| | | 2-0 | 1-0 | 0-0 | 0-0 | 1-3 | 1-3 | 1-0 | 1-0 | 2-1 | 1-4 | 2-2 | 1-1 | 3-1 | 1-0 | 1-1 | 0-3 | 1-0 | 0-0 | 2-3 | 0-1 | 2-2 | 2-1 | 1-2 | 2-1 | 0-2 | 0-2 | 1-2 | 0-2 | 0-1 | 2-2 | 0-0 | 4-0 | 0-1 | 0-0 |
| 1 | Joe Cannon | 90G | 41G | 90G | 90G | 90G | 90G | 90G | 90G | 90G | 90G | 90G | 90G | 90G | 90G | 90G | 90G | 90G | 90G | 90G | 90G | 90G | 90G | 76G | | 90G | 90G | 90G | | | | | | | |
| 2 | Michael Boxall | | | | | | | | | | | | | | | | | | | | | | | | | | | | | | | | | | |
| 3 | Jordan Harvey | 26 | 19 | 33 | 90D | 90D | 90D | 90D | 90D | | 90D | | | 12 | 7 | 10 | | 90D | 90D | 90D | 90D | 90D | 5 | 5 | | | | | 90D | 90D | 90D | 90D | 90D | 90D | 90D |
| 4 | Alain Rochat | 90D | 90D | 57D | | | | | | 90D | 90D | 90D | 90D | 90D | 90D | 90D | 90D | 90M | 90M | 90M | 45M | | 90D | 90D | 90D | 90D | 90D | 90D | | 90M | 90M | 90M | 90M | 61M | 90M |
| 6 | Jay DeMerit | 90D | 90D | 90D | 90D | 90D | 90D | 90D | 90D | 90D | | 90D | 90D | 90D | 90D | 90D | 90D | 90D | 90D | 90D | 90D | 90D | 90D | 85D | 31D | | | 90D | 90D | 90D | 90D | 90D | 90D | 90D | 90D |
| 7 | Kenny Miller | | | | | | | | | | | | | | | | | | | | | | 12 | 19 | 18 | 81F | 90M | 90F | 90F | 61F | 45 | 90M | 18F | 90F | 12 |
| 7 | Sebastien Le Toux | 90M | 90M | 90M | 90F | 90F | 90F | 90F | 90F | 90F | 90F | 90F | 90F | 89F | 90F | 90F | 84F | 33 | 90M | 90M | | | | | | | | | | | | | | | |
| 8 | Etienne Barbara | | | | | | | | | | 10 | | | | | | | | | | | | | | | | | | 3 | | | | | | |
| 9 | Atiba Harris | | | | 70F | | 79M | 17 | 16 | | | | | | | | | | | | | | | | | 65M | 1 | 5 | | | | | | | | |
| 11 | John Thorrington | | | | 59M | 79M | 60M | | 7 | 29 | | 16 | 90M | 90M | 86M | 90M | 49M | | | | | | | | | 76M | 1 | 65M | 90D | 90M | 15 | 17M | | | 90M |
| 12 | Lee Young-Pyo | 90D | 90D | 90D | 90D | 90D | 90D | 90D | 90D | 90D | 90D | 90D | 90D | 90D | 90D | 90D | 90D | 90D | 90D | 90D | 90D | 90D | 90D | 90D | 90D | 90D | 90D | 90D | | 90D | 90D | 90D | 90D | 90D | 90D |
| 13 | Michael Nanchoff | | | | | | | | | | | | | 1 | | | 6 | 5 | | 8 | 59M | 21 | | | | 25 | | | 19 | | | | 1 | | |
| 14 | Barry Robson | | | | | | | | | | | | | | | | | 57M | 90M | 90M | 90M | 90M | 90M | 90M | 90M | 90M | | 90M | 90M | 86M | 90M | 90M | 89M | 90M | 19 |
| 15 | Martin Bonjour | 90D | 90D | 90D | 90D | 90D | 87D | 90D | 90D | 90D | | 90D | 90D | 90D | 90D | 90D | 90D | 90D | 90D | 90D | 75D | 90D | 90D | 90D | 90D | 90D | | 29 | 90D | 90D | 45D | | | | |
| 16 | Matt Watson | 9 | 90M | 90M | 90M | 11 | | 90M | 90M | 61M | | | | | | | | | | | | | | | | 14 | | | 90M | 4 | | 73 | 90M | 77M | 90M |
| 17 | Omar Salgado | | | | | | 11 | 73F | 83F | 82F | 62F | 74F | | | | | | | | | | | | | | | | | | | | | | 13 | |
| 18 | Brad Knighton | | 49 | | | | | | | | | | | | | | | | | | | | | 13 | 90G | | | | 90G | 90G | 90G | 90G | 90G | 90G | 90G |
| 19 | Carlyle Mitchell | | | | | | | | | | 90D | | | | | | | | | | | | | | | | 90D | | | | | | | | |
| 20 | Davide Chiumiento | 64M | 82M | 86M | 90F | 90M | 90M | | | 8 | 90M | 80M | 90F | 78F | 83F | 80F | 90F | 85M | 90M | | | | | | | | | | | | | | | | |
| 20 | Dane Richards | | | | | | | | | | | | | | | | | | | | 45 | 90M | 90M | 90M | 90M | | 90M | 85M | 71M | | 90M | | 72 | 29 | 78M |
| 22 | Darren Mattocks | 1 | | | | | | | | | 28 | 64F | 7 | 87F | 60F | | 90F | 90M | | 90F | 90F | 90F | 78F | 90F | 72F | | 89F | 19 | | 29 | 90F | 42F | | 23 | 71F |
| 23 | Long Tan | | | 4 | 20 | | 3 | | | | | | | | | 1 | | | | | | | | | | | | | | | | | | | |
| 23 | Tiago Ulisses | | | | | | | | | | | | | | | | | | | | | | | | | | | | | | | | | | |
| 24 | Brian Sylvestre | | | | | | | | | | | | | | | | | | | | | | | | | | | | | | | | | | |
| 26 | Floyd Franks | | 8 | | | | | | | | 1 | | | | | | | | | | | | | | | | | | | | | | | | |
| 27 | Jun Marques Davidson | 90M | 90M | 90M | 90M | 76M | | 90M | 90M | 90M | 89M | 90M | 90M | 90M | 90M | 90M | 66M | | | | 90M | 90M | 90M | 90M | 90M | 90M | 89M | 90M | 85M | | | | | | |
| 28 | Gershon Koffie | 90M | | | 31 | 90M | 90M | 90M | 90M | 90M | 80M | 90M | 72M | 90M | 90M | 89M | 90M | 90M | 90M | 90M | 90M | 90M | 90M | 71M | 90M | | 90M | | | 90M | 90M | 90M | 90M | 90M | 90M |
| 29 | Eric Hassli | 89F | 90F | 90F | | 90F | 90F | 11 | 74F | 16 | 90F | 26 | 18 | 3 | 4 | 26 | 24 | 72F | 69F | | 15 | | | | | | | | | | | | | | |
| 31 | Russell Teibert | | | | | | | | | | | | | | | | | | | | | | | | 4 | | 16 | | 87M | 10 | | | | | |
| 32 | Greg Klazura | | | | | | | | | | | | | | | | | | | | | | | | | | | | | | | | | | |
| 34 | Caleb Clarke | | | | | | | | | | | | | | | | | | | | | | | | | 9 | | | | | | | 6 | | |
| 36 | Bryce Alderson | | | | | | | | | | | | | | | | | | | | | | | | | | | | | | | | | | |
| 37 | Camilo | 81M | 71M | 90M | | 14 | 30 | 79F | | 74F | | 10 | 83F | | | 64F | 41 | 18 | 21 | 82M | 31 | 69M | 85M | 77M | 86M | 90M | 74M | 90M | 5 | 80M | 75M | 48 | 84M | 67F | |
| 40 | Andy O'Brien | | | | | | | | | | | | | | | | | | | | | | | | 59 | 90D | 90D | 61D | | | | 90D | 90D | 90D | 90D |

"00" = minutes played
F/M/D/G = starting position

Played for other teams:
Dane Richards played 1482 minutes for NY

## VANCOUVER WHITECAPS FC – GAME-BY-GAME LOG

| | | | | |
|---|---|---|---|---|
| Game #1 | 03/10/2012 | VAN 2 vs MTL 0 | W | Le Toux 1 (Hassli 1, Rochat 1) 4; Camilo 1 (Chiumiento 1) 54 |
| Game #2 | 03/17/2012 | VAN 1 at CHV 0 | W | DeMerit 1 (Camilo 1) 68 |
| Game #3 | 03/24/2012 | VAN 0 vs DC 0 | T | |
| Game #4 | 03/31/2012 | VAN 0 at PHI 0 | T | |
| Game #5 | 04/07/2012 | VAN 1 at SJ 3 | L | Le Toux 2 (Hassli 2, Harvey 1) 49 |
| Game #6 | 04/18/2012 | VAN 1 vs KC 3 | L | Le Toux 3 (unassisted) 79 |
| Game #7 | 04/21/2012 | VAN 1 vs DAL 0 | W | Camilo 2 (Lee 1) 11 |
| Game #8 | 04/28/2012 | VAN 1 at CLB 0 | W | Lee 1 (free kick) 74 |
| Game #9 | 05/05/2012 | VAN 2 vs SJ 1 | W | Koffie 1 (Camilo 2) 40; Hassli 1 (Chiumiento 2) 94+ |
| Game #10 | 05/12/2012 | VAN 1 at NE 4 | L | Hassli 2 (Le Toux 1, Chiumiento 3) 5 |
| Game #11 | 05/19/2012 | VAN 2 vs SEA 2 | T | Rochat 1 (Salgado 1) 12; Camilo 3 (free kick) 82 |
| Game #12 | 05/26/2012 | VAN 1 at POR 1 | T | Mattocks 1 (Hassli 3, Bonjour 1) 84 |
| Game #13 | 06/10/2012 | VAN 3 vs HOU 1 | W | Mattocks 2 (Lee 2, Thorrington 1) 4; Mattocks 3 (Koffie 1) 66; Harvey 1 (unassisted) 88 |
| Game #14 | 06/16/2012 | VAN 1 vs COL 0 | W | Le Toux 4 (Chiumiento 4) 80 |
| Game #15 | 06/20/2012 | VAN 1 vs NY 1 | T | Bonjour 1 (Rochat 2, Chiumiento 5) 75 |
| Game #16 | 06/23/2012 | VAN 0 at LA 3 | L | |
| Game #17 | 07/04/2012 | VAN 1 at COL 0 | W | Mattocks 4 (unassisted) 43 |
| Game #18 | 07/07/2012 | VAN 0 at CHV 0 | T | |
| Game #19 | 07/11/2012 | VAN 2 at TOR 3 | L | Mattocks 5 (unassisted) 50; Mattocks 6 (Harvey 2) 91+ |
| Game #20 | 07/14/2012 | VAN 0 at CHI 1 | L | |
| Game #21 | 07/18/2012 | VAN 2 vs LA 2 | T | Koffie 2 (Camilo 3) 18; Robson 1 (Lee 3) 27 |
| Game #22 | 07/22/2012 | VAN 2 vs SJ 1 | W | Richards 2 (Lee 4) 20; Robson 2 (penalty kick) 62 |
| Game #23 | 07/27/2012 | VAN 1 at RSL 2 | L | Mattocks 7 (Camilo 4) 52 |
| Game #24 | 08/11/2012 | VAN 2 vs RSL 1 | W | Camilo 4 (unassisted) 58; Richards 3 (Camilo 5, Mattocks 1) 64 |
| Game #25 | 08/15/2012 | VAN 0 vs DAL 2 | L | |
| Game #26 | 08/18/2012 | VAN 0 at SEA 2 | L | |
| Game #27 | 08/25/2012 | VAN 1 at POR 2 | L | Miller 1 (DeMerit 1) 46+ |
| Game #28 | 09/01/2012 | VAN 0 at LA 2 | L | |
| Game #29 | 09/15/2012 | VAN 0 at DAL 1 | L | |
| Game #30 | 09/23/2012 | VAN 2 vs COL 2 | T | Rochat 2 (Koffie 2) 64; Miller 2 (Robson 1) 68 |
| Game #31 | 09/29/2012 | VAN 0 vs SEA 0 | T | |
| Game #32 | 10/03/2012 | VAN 4 vs CHV 0 | W | Koffie 3 (Miller 1) 11; Richards 4 (Camilo 6) 35; Camilo 5 (Richards 3, Robson 2) 62; Robson 3 (Camilo 7) 73 |
| Game #33 | 10/21/2012 | VAN 0 vs POR 1 | L | |
| Game #34 | 10/27/2012 | VAN 0 at RSL 0 | T | |

## VANCOUVER WHITECAPS FC –CUP COMPETITIONS – GAME-BY-GAME

| # | Player | CANADIAN CHAMPIONSHIP SF1 EDM 2-0 | SF2 EDM 3-1 | F1 TOR 1-1 | F2 TOR 0-1 |
|---|---|---|---|---|---|
| 1 | Joe Cannon | | | 90G | 90G |
| 2 | Michael Boxall | | | | |
| 3 | Jordan Harvey | 90D | 90D | | 25 |
| 4 | Alain Rochat | 90D | | 90D | 65D |
| 6 | Jay DeMerit | | 90D | 90D | 90D |
| 7 | Sebastien Le Toux | | 20 | 90F | 58F |
| 8 | Etienne Barbara | | 5 | 56F | |
| 9 | Atiba Harris | 70F | | | |
| 11 | John Thorrington | 90M | 90M | 86M | 73M |
| 12 | Lee Young-Pyo | | | 90D | 90D |
| 13 | Michael Nanchoff | 20 | 70F | | |
| 15 | Martin Bonjour | | | 90D | 90D |
| 16 | Matt Watson | | | 69M | |
| 17 | Omar Salgado | 90F | | | |
| 18 | Brad Knighton | 90G | 90G | | |
| 19 | Carlyle Mitchell | 90D | 90D | | |
| 20 | Davide Chiumiento | 90M | 90M | 21 | 17 |
| 22 | Darren Mattocks | | 16 | 4 | 24 |
| 23 | Long Tan | 12 | | | |
| 24 | Brian Sylvestre | | | | |
| 26 | Floyd Franks | | 90M | | |
| 27 | Jun Marques Davidson | | | 90M | 90M |
| 28 | Gershon Koffie | 90M | | | 90M |
| 29 | Eric Hassli | 78F | 74F | 34 | 90F |
| 31 | Russell Teibert | | | | |
| 32 | Greg Klazura | 90D | 90D | | |
| 36 | Bryce Alderson | | | | |
| 37 | Camilo | | 85F | 90F | 66F |

CANADIAN CHAMPIONSHIP

| | | | | |
|---|---|---|---|---|
| SF1 | 05/02/2012 | VAN 2 at EDM 0 | W | Hassli (Salgado) 18; Harris 41 |
| SF2 | 05/09/2012 | VAN 3 vs EDM 1 | W | Le Toux (Chiumiento) 75; Le Toux (Chiumiento) 87; Mattocks (Chiumiento) 93+ |
| F1 | 05/16/2012 | VAN 1 vs TOR 1 | T | Hassli (Rochat) 91+ |
| F2 | 05/23/2012 | VAN 0 at TOR 1 | L | |

# ALL-TIME MLS CUP PLAYOFFS STATS

*Updated through Sunday, November 21, 2011*

## ALL-TIME MLS POSTSEASON STANDINGS

| | OVERALL | | | | | | | HOME | | | | | ROAD | | | | |
|---|---|---|---|---|---|---|---|---|---|---|---|---|---|---|---|---|---|
| **TEAM** | **GP** | **W** | **L** | **T** | **PTS** | **GF** | **GA** | **W** | **L** | **T** | **GF** | **GA** | **W** | **L** | **T** | **GF** | **GA** |
| Los Angeles Galaxy | 56 | 34 | 16 | 6 | 108 | 94 | 63 | 23 | 6 | 2 | 67 | 30 | 11 | 10 | 4 | 27 | 33 |
| D.C. United | 36 | 24 | 9 | 3 | 75 | 59 | 43 | 13 | 3 | 3 | 39 | 21 | 10 | 6 | 1 | 20 | 22 |
| Chicago Fire | 42 | 21 | 14 | 7 | 70 | 60 | 39 | 17 | 2 | 3 | 42 | 13 | 4 | 13 | 3 | 18 | 26 |
| Columbus Crew | 35 | 14 | 16 | 5 | 47 | 49 | 53 | 10 | 6 | 1 | 33 | 21 | 5 | 10 | 3 | 16 | 31 |
| Sporting KC/Wizards | 35 | 14 | 16 | 5 | 47 | 48 | 48 | 12 | 4 | 2 | 31 | 15 | 2 | 12 | 3 | 17 | 33 |
| New England Revolution | 34 | 12 | 14 | 8 | 44 | 34 | 39 | 10 | 4 | 4 | 23 | 12 | 3 | 11 | 2 | 11 | 27 |
| Colorado Rapids | 34 | 11 | 17 | 6 | 39 | 33 | 49 | 6 | 6 | 3 | 11 | 14 | 4 | 11 | 1 | 21 | 35 |
| FC Dallas | 34 | 11 | 18 | 5 | 38 | 45 | 62 | 8 | 6 | 3 | 31 | 27 | 3 | 11 | 2 | 14 | 33 |
| MetroStars-N.Y. Red Bulls | 32 | 10 | 17 | 5 | 35 | 37 | 48 | 5 | 5 | 2 | 14 | 14 | 4 | 10 | 3 | 20 | 31 |
| San Jose Clash/Earthquake | 22 | 11 | 10 | 1 | 34 | 35 | 29 | 6 | 2 | 1 | 20 | 8 | 5 | 8 | 0 | 15 | 21 |
| Houston Dynamo | 17 | 9 | 5 | 3 | 30 | 22 | 15 | 6 | 1 | 0 | 13 | 5 | 3 | 4 | 3 | 9 | 10 |
| Real Salt Lake | 12 | 4 | 4 | 4 | 16 | 14 | 14 | 3 | 1 | 1 | 6 | 2 | 1 | 3 | 3 | 8 | 12 |
| Miami Fusion | 10 | 3 | 7 | 0 | 9 | 6 | 13 | 3 | 3 | 0 | 5 | 2 | 0 | 4 | 0 | 1 | 11 |
| Chivas USA | 8 | 1 | 4 | 3 | 6 | 6 | 10 | 1 | 0 | 3 | 6 | 5 | 0 | 4 | 0 | 0 | 5 |
| Tampa Bay Mutiny | 11 | 2 | 9 | 0 | 6 | 12 | 23 | 1 | 5 | 0 | 7 | 10 | 1 | 4 | 0 | 5 | 13 |
| Seattle Sounders FC | 6 | 1 | 4 | 1 | 4 | 3 | 7 | 1 | 1 | 1 | 2 | 1 | 0 | 3 | 0 | 1 | 6 |
| Philadelphia Union | 2 | 0 | 2 | 0 | 0 | 1 | 3 | 0 | 1 | 0 | 1 | 2 | 0 | 1 | 0 | 0 | 1 |

## ALL-TIME GOALS SCORED

| | **TEAM** | **GP** | **GOALS** |
|---|---|---|---|
| Landon Donovan | LA* | 29 | 20 |
| Carlos Ruiz | PHI* | 17 | 16 |
| Roy Lassiter | DC* | 21 | 13 |
| Jaime Moreno | DC* | 32 | 12 |
| Ante Razov | CHV* | 35 | 11 |
| Brian McBride | CHI* | 28 | 10 |
| Preki | KC* | 26 | 10 |
| Taylor Twellman | NE | 21 | 10 |
| Brian Ching | HOU* | 22 | 8 |
| Raul Diaz Arce | COL* | 12 | 8 |
| Stern John | CLB | 10 | 8 |

## ASSISTS

| | TEAM | GP | ASTS |
|---|---|---|---|
| Mauricio Cienfuegos | LA | 35 | 14 |
| Marco Etcheverry | DC | 23 | 13 |
| Cobi Jones | LA | 45 | 13 |
| Jaime Moreno | DC* | 32 | 10 |
| Peter Nowak | CHI | 20 | 10 |
| Ante Razov | CHV* | 35 | 10 |
| Landon Donovan | LA* | 29 | 9 |
| Brian Mullan | COL* | 36 | 9 |
| Andy Williams | RSL* | 23 | 9 |
| 4 players tied with 7 | | | |

## GOALKEEPING LEADERS

| | TEAM | GP | MIN | SHTS | SVS | GA | GAA | W-L-T | SHO |
|---|---|---|---|---|---|---|---|---|---|
| Josh Saunders | LA* | 5 | 414 | 14 | 12 | 2 | 0.43 | 4-0-1 | 2 |
| Tally Hall | HOU | 4 | 360 | 22 | 20 | 2 | 0.50 | 3-1-0 | 2 |
| Adin Brown | POR* | 10 | 954 | 66 | 59 | 7 | 0.66 | 4-3-3 | 5 |
| Jon Conway | CHI* | 4 | 360 | 16 | 13 | 3 | 0.75 | 0-2-2 | 1 |
| Jon Busch | SJ* | 16 | 1490 | 81 | 67 | 14 | 0.85 | 5-6-5 | 5 |
| Matt Reis | NE* | 20 | 1881 | 112 | 94 | 18 | 0.86 | 9-6-5 | 8 |
| Jeff Cassar | DAL* | 5 | 405 | 17 | 13 | 4 | 0.89 | 0-4-0 | 2 |
| Matt Pickens | COL* | 12 | 1170 | 61 | 49 | 12 | 0.92 | 6-5-1 | 5 |
| Donovan Ricketts | LA | 7 | 636 | 31 | 24 | 7 | 0.99 | 4-1-1 | 3 |
| Jorge Campos | CHI* | 6 | 544 | 31 | 25 | 6 | 0.99 | 2-2-0 | 1 |

Minimum: 300 minutes played

## SHOTS

| | TEAM | GP | SHOTS |
|---|---|---|---|
| Ante Razov | CHV* | 35 | 95 |
| Landon Donovan | LA* | 29 | 84 |
| Jaime Moreno | DC* | 32 | 73 |
| Brian McBride | CHI* | 28 | 71 |
| Cobi Jones | LA | 45 | 66 |
| Carlos Ruiz | PHI* | 17 | 65 |
| Preki | KC* | 26 | 63 |
| Taylor Twellman | NE | 21 | 61 |
| Clint Mathis | LA* | 28 | 60 |
| Mark Chung | SJ* | 26 | 58 |

## SHOTS ON GOAL

| | TEAM | GP | SOG |
|---|---|---|---|
| Landon Donovan | LA* | 29 | 45 |
| Ante Razov | CHV* | 35 | 38 |
| Carlos Ruiz | PHI* | 17 | 33 |
| Jaime Moreno | DC* | 32 | 32 |
| Preki | KC* | 26 | 32 |
| Brian McBride | CHI* | 28 | 31 |
| Roy Lassiter | DC* | 21 | 30 |
| Taylor Twellman | NE | 21 | 30 |
| Cobi Jones | LA | 45 | 29 |
| Clint Mathis | LA* | 28 | 29 |

## GAME-WINNING GOALS

| | TEAM | GP | GWG |
|---|---|---|---|
| Landon Donovan | LA* | 29 | 7 |
| Jaime Moreno | DC* | 32 | 5 |
| Brian McBride | CHI* | 28 | 4 |
| Carlos Ruiz | PHI* | 17 | 4 |
| Taylor Twellman | NE | 21 | 4 |
| 8 players tied with 3 | | | |

## GAME-WINNING ASSISTS

| | TEAM | GP | GWA |
|---|---|---|---|
| Marco Etcheverry | DC | 23 | 5 |
| Cobi Jones | LA | 45 | 5 |
| Brian Mullan | COL* | 36 | 5 |
| David Beckham | LA | 11 | 4 |
| Jaime Moreno | DC* | 32 | 4 |
| 8 players tied with 3 | | | |

## MULTI-GOAL GAMES

| | TEAM | GP | GAMES |
|---|---|---|---|
| Landon Donovan | LA* | 29 | 4 |
| Roy Lassiter | DC* | 21 | 4 |
| Carlos Ruiz | PHI* | 17 | 4 |
| Paul Bravo | COL* | 15 | 2 |
| Carlos Hermosillo | LA | 9 | 2 |
| Stern John | CLB | 10 | 2 |
| Brian McBride | CHI* | 28 | 2 |
| Jaime Moreno | DC* | 32 | 2 |
| Ante Razov | CHV* | 35 | 2 |
| 25 players tied with 1 | | | |

| FOULS COMMITTED | TEAM | GP | FC |
|---|---|---|---|
| Diego Gutierrez | CHI* | 40 | 92 |
| Chris Armas | CHI* | 37 | 74 |
| Dema Kovalenko | LA* | 37 | 72 |
| Pablo Mastroeni | COL* | 27 | 67 |
| Chris Henderson | NY* | 31 | 65 |
| Jay Heaps | NE* | 30 | 64 |
| Ante Razov | CHV* | 35 | 63 |
| Jesse Marsch | CHV* | 37 | 59 |
| Jaime Moreno | DC* | 32 | 58 |
| C.J. Brown | CHI | 35 | 55 |

| FOULS SUFFERED | TEAM | GP | FS |
|---|---|---|---|
| Cobi Jones | LA | 45 | 113 |
| Jaime Moreno | DC* | 32 | 102 |
| Landon Donovan | LA* | 29 | 80 |
| Taylor Twellman | NE | 21 | 70 |
| Mauricio Cienfuegos | LA | 35 | 68 |
| Mark Chung | SJ* | 26 | 65 |
| Oscar Pareja | DAL* | 17 | 64 |
| Carlos Ruiz | PHI* | 17 | 64 |
| Jeff Agoos | NY* | 39 | 62 |
| Dema Kovalenko | LA* | 37 | 61 |

| OFFSIDES | TEAM | GP | OFF |
|---|---|---|---|
| Ante Razov | CHV* | 35 | 40 |
| Carlos Ruiz | PHI* | 17 | 33 |
| Luis Hernandez | LA | 10 | 23 |
| Raul Diaz Arce | COL* | 12 | 22 |
| Chris Henderson | NY* | 31 | 22 |
| Roy Lassiter | DC* | 21 | 22 |
| Brian Ching | HOU* | 22 | 21 |
| Taylor Twellman | NE | 21 | 20 |
| Adolfo Valencia | NY | 8 | 20 |
| Jaime Moreno | DC* | 32 | 17 |
| Pat Noonan | SEA* | 17 | 17 |

| CAUTIONS (YELLOWS) | TEAM | GP | CAUT |
|---|---|---|---|
| Dema Kovalenko | LA* | 37 | 15 |
| Diego Gutierrez | CHI* | 40 | 12 |
| Pablo Mastroeni | COL* | 27 | 10 |
| Daniel Hernandez | DAL* | 23 | 9 |
| Jesse Marsch | CHV* | 37 | 9 |
| Brian Mullan | COL* | 36 | 9 |
| Robert Warzycha | CLB | 17 | 9 |
| Mike Clark | CLB | 22 | 8 |
| Joe Franchino | LA* | 25 | 8 |
| Shalrie Joseph | NE | 21 | 8 |
| Carlos Llamosa | CHV* | 27 | 8 |
| Hristo Stoitchkov | DC* | 15 | 8 |

| EJECTIONS (RED CARDS) | TEAM | GP | EJECT |
|---|---|---|---|
| Diego Serna | COL* | 7 | 2 |

48 players tied with 1

| HAT TRICKS | TEAM | GP | HATS |
|---|---|---|---|
| Raul Diaz Arce | COL* | 12 | 1 |
| Stern John | CLB | 10 | 1 |

CONSECUTIVE GAMES WITH GOALS

| # | PLAYER | TM | START | STOP |
|---|---|---|---|---|
| 6 | Carlos Ruiz | TOR | 10/02/2002 | 11/09/2003 |

CONSECUTIVE GAMES WITH ASSISTS

| # | PLAYER | TM | START | STOP |
|---|---|---|---|---|

CONSECUTIVE GAMES WITH GOAL OR ASSIST

| # | PLAYER | TM | START | STOP |
|---|---|---|---|---|
| 8 | Carlos Ruiz | TOR | 09/25/2002 | 11/09/2003 |

| GAMES PLAYED | TEAM | GP |
|---|---|---|
| Kevin Hartman | DAL* | 49 |
| Cobi Jones | LA | 45 |
| Diego Gutierrez | CHI* | 40 |
| Jeff Agoos | NY* | 39 |
| Chris Armas | CHI* | 37 |
| Dema Kovalenko | LA* | 37 |
| Jesse Marsch | CHV* | 37 |
| Brian Mullan | COL* | 36 |
| C.J. Brown | CHI | 35 |
| Mauricio Cienfuegos | LA | 35 |
| Ante Razov | CHV* | 35 |
| Zach Thornton | CHV* | 35 |

| GAMES STARTED | TEAM | GS |
|---|---|---|
| Kevin Hartman | DAL* | 49 |
| Cobi Jones | LA | 43 |
| Jeff Agoos | NY* | 39 |
| Chris Armas | CHI* | 37 |
| Jesse Marsch | CHV* | 37 |
| C.J. Brown | CHI | 35 |
| Dema Kovalenko | LA* | 35 |
| Zach Thornton | CHV* | 35 |
| Mauricio Cienfuegos | LA | 34 |
| Diego Gutierrez | CHI* | 34 |
| Steve Ralston | NE* | 34 |

| MINUTES PLAYED | TEAM | MIN |
|---|---|---|
| Kevin Hartman | DAL* | 4522 |
| Cobi Jones | LA | 3938 |
| Jeff Agoos | NY* | 3557 |
| Chris Armas | CHI* | 3383 |
| Diego Gutierrez | CHI* | 3270 |
| Jesse Marsch | CHV* | 3228 |
| C.J. Brown | CHI | 3221 |
| Zach Thornton | CHV* | 3193 |
| Steve Ralston | NE* | 3164 |
| Dema Kovalenko | LA* | 3126 |

| GAMES PLAYED IN GOAL | Team | GP |
|---|---|---|
| Kevin Hartman | DAL* | 49 |
| Zach Thornton | CHV* | 35 |
| Nick Rimando | RSL* | 24 |
| Tony Meola | NY* | 23 |
| Pat Onstad | DC* | 21 |
| Matt Reis | NE* | 20 |
| Joe Cannon | VAN* | 18 |
| Jon Busch | SJ* | 16 |
| Tom Presthus | CLB* | 15 |
| Mark Dodd | DAL | 12 |
| Matt Jordan | COL* | 12 |
| Matt Pickens | COL* | 12 |

| GAMES STARTED IN GOAL | TEAM | GS |
|---|---|---|
| Kevin Hartman | DAL* | 49 |
| Zach Thornton | CHV* | 35 |
| Nick Rimando | RSL* | 24 |
| Tony Meola | NY* | 23 |
| Pat Onstad | DC* | 21 |
| Matt Reis | NE* | 19 |
| Joe Cannon | VAN* | 18 |
| Jon Busch | SJ* | 16 |
| Tom Presthus | CLB* | 14 |
| Matt Jordan | COL* | 12 |
| Matt Pickens | COL* | 12 |

| MINUTES PLAYED IN GOAL | TEAM | MIN |
|---|---|---|
| Kevin Hartman | DAL* | 4522 |
| Zach Thornton | CHV* | 3193 |
| Nick Rimando | RSL* | 2209 |
| Tony Meola | NY* | 2135 |
| Pat Onstad | DC* | 2043 |
| Matt Reis | NE* | 1881 |
| Joe Cannon | VAN* | 1690 |
| Jon Busch | SJ* | 1490 |
| Tom Presthus | CLB* | 1261 |
| Matt Pickens | COL* | 1170 |

| GOALKEEPER WINS | TEAM | GP | WON |
|---|---|---|---|
| Kevin Hartman | DAL* | 49 | 24 |
| Zach Thornton | CHV* | 35 | 17 |
| Pat Onstad | DC* | 21 | 10 |
| Tom Presthus | CLB* | 15 | 10 |
| Nick Rimando | RSL* | 24 | 10 |
| Tony Meola | NY* | 23 | 9 |
| Matt Reis | NE* | 20 | 9 |
| Joe Cannon | VAN* | 18 | 7 |
| Matt Pickens | COL* | 12 | 6 |
| Jon Busch | SJ* | 16 | 5 |
| Mark Dougherty | CLB* | 10 | 5 |
| Mark Simpson | DC | 6 | 5 |

| GOALKEEPER LOSSES | TEAM | GP | LOST |
|---|---|---|---|
| Kevin Hartman | DAL* | 49 | 17 |
| Zach Thornton | CHV* | 35 | 13 |
| Tony Meola | NY* | 23 | 11 |
| Joe Cannon | VAN* | 18 | 8 |
| Nick Rimando | RSL* | 24 | 8 |
| Mark Dodd | DAL | 12 | 7 |
| Matt Jordan | COL* | 12 | 7 |
| Pat Onstad | DC* | 21 | 7 |
| Jon Busch | SJ* | 16 | 6 |
| Matt Reis | NE* | 20 | 6 |

| SAVES | TEAM | GP | SVS |
|---|---|---|---|
| Kevin Hartman | DAL* | 49 | 175 |
| Zach Thornton | CHV* | 35 | 122 |
| Tony Meola | NY* | 23 | 96 |
| Matt Reis | NE* | 20 | 94 |
| Nick Rimando | RSL* | 24 | 91 |
| Jon Busch | SJ* | 16 | 67 |
| Joe Cannon | VAN* | 18 | 64 |
| Adin Brown | POR* | 10 | 59 |
| Pat Onstad | DC* | 21 | 58 |
| Matt Pickens | COL* | 12 | 49 |

| SHUTOUTS | TEAM | GP | SHO |
|---|---|---|---|
| Kevin Hartman | DAL* | 49 | 15 |
| Zach Thornton | CHV* | 35 | 13 |
| Nick Rimando | RSL* | 24 | 9 |
| Tony Meola | NY* | 23 | 8 |
| Matt Reis | NE* | 20 | 8 |
| Tom Presthus | CLB* | 15 | 7 |
| Adin Brown | POR* | 10 | 5 |
| Jon Busch | SJ* | 16 | 5 |
| Joe Cannon | VAN* | 18 | 5 |
| Pat Onstad | DC* | 21 | 5 |
| Matt Pickens | COL* | 12 | 5 |

| SAVES PERCENTAGE | TEAM | GP | SAVES | SOG | PCT |
|---|---|---|---|---|---|
| Tally Hall | HOU | 4 | 20 | 22 | 90.9 |
| Josh Saunders | LA* | 5 | 12 | 14 | 85.7 |
| Dario Sala | DAL | 4 | 20 | 24 | 83.3 |
| Marcus Hahnemann | COL | 7 | 34 | 41 | 82.9 |
| Adin Brown | POR* | 10 | 59 | 72 | 81.9 |
| Dave Salzwedel | SJ | 3 | 18 | 22 | 81.8 |
| Jon Conway | CHI* | 4 | 13 | 16 | 81.3 |
| Brad Guzan | CHV | 4 | 16 | 20 | 80.0 |
| Frank Rost | NY | 3 | 12 | 15 | 80.0 |
| Matt Reis | NE* | 20 | 94 | 119 | 79.0 |

Minimum: 10 saves

LONGEST SHUTOUT STREAKS (MINUTES)

| PLAYER | MIN | START | END |
|---|---|---|---|
| Kevin Hartman, LA | 473 | 10/29/2005 | 11/10/2007 |
| Kevin Hartman, LA | 422 | 10/02/2002 | 11/09/2003 |
| Adin Brown, NE | 374 | 9/29/2002 | 10/12/2002 |
| Matt Reis, NE | 337 | 11/12/2006 | 11/18/2007 |
| Tally Hall, HOU | 335 | 10/30/2011 | 11/20/2011 |
| Tony Meola, MET | 328 | 10/03/1998 | 9/24/2000 |
| Pat Onstad, HOU | 322 | 11/09/2008 | 11/13/2009 |
| Kevin Hartman, LA | 314 | 10/16/1998 | 10/31/1999 |
| Donovan Ricketts, LA | 314 | 11/01/2009 | 11/22/2009 |
| Zach Thornton, CHI | 311 | 10/02/2002 | 11/23/2003 |

TEAM ATTENDANCE REPORT

| | HOME GAMES | | | ROAD GAMES | | |
|---|---|---|---|---|---|---|
| | DATES | TOTAL | AVERAGE | DATES | TOTAL | AVERAGE |
| Chicago Fire | 22 | 355,043 | 16,138 | 20 | 278,192 | 13,910 |
| Chivas USA | 4 | 79,304 | 19,826 | 4 | 71,601 | 17,900 |
| Colorado Rapids | 14 | 146,189 | 10,442 | 17 | 267,303 | 15,724 |
| Columbus Crew | 16 | 222,198 | 13,887 | 18 | 219,764 | 12,209 |
| D.C. United | 19 | 388,308 | 20,437 | 17 | 318,169 | 18,716 |
| FC Dallas | 17 | 191,174 | 11,246 | 16 | 244,001 | 15,250 |
| Houston Dynamo | 6 | 159,125 | 26,521 | 7 | 162,691 | 23,242 |
| KC Wizards-Sporting KC | 16 | 194,589 | 12,162 | 16 | 224,629 | 14,039 |
| LA Galaxy | 28 | 624,563 | 22,306 | 24 | 392,913 | 16,371 |
| MetroStars-Red Bulls | 12 | 157,850 | 13,154 | 17 | 254,748 | 14,985 |
| Miami Fusion | 6 | 56,452 | 9,409 | 4 | 55,120 | 13,780 |
| New England Revolution | 19 | 296,257 | 15,592 | 15 | 202,690 | 13,513 |
| Real Salt Lake | 4 | 65,550 | 16,388 | 5 | 108,111 | 21,622 |
| San Jose Clash/Earthquakes | 9 | 119,077 | 13,231 | 13 | 249,562 | 19,197 |
| Seattle Sounders FC | 2 | 71,328 | 35,664 | 2 | 54,465 | 27,233 |
| Tampa Bay Mutiny | 6 | 57,466 | 9,578 | 5 | 80,514 | 16,103 |
| MLS Totals | 200 | 3,184,473 | 15,922 | 200 | 3,184,473 | 15,922 |

GOAL-SCORING TOTALS

| | OVERALL | GOALS FOR | | GOALS AGAINST | | |
|---|---|---|---|---|---|---|
| TEAM | RECORD | TOTAL | AVG | TOTAL | AVG | |
| LA Galaxy | 34-16-6 | 94 | 1.68 | 63 | 1.13 | (3d) |
| D.C. United | 24-9-3 | 59 | 1.64 | 43 | 1.19 | (7th) |
| San Jose Earthquakes | 11-10-1 | 35 | 1.59 | 29 | 1.32 | (10th) |
| Chicago Fire | 21-14-7 | 60 | 1.43 | 39 | 0.93 | (2d) |
| Columbus Crew | 14-16-5 | 49 | 1.40 | 53 | 1.51 | (15th) |
| Sporting Kansas City | 14-16-5 | 48 | 1.37 | 48 | 1.37 | (11th) |
| FC Dallas | 11-18-5 | 45 | 1.32 | 62 | 1.82 | (16th) |
| Houston Dynamo | 9-5-3 | 22 | 1.29 | 15 | 0.88 | (1st) |
| Real Salt Lake | 4-4-4 | 14 | 1.17 | 14 | 1.17 | (5th) |
| New York Red Bulls | 10-17-5 | 37 | 1.16 | 48 | 1.50 | (13th) |
| Tampa Bay Mutiny | 2-9-0 | 12 | 1.09 | 23 | 2.09 | (17th) |
| New England Revolution | 12-14-8 | 34 | 1.00 | 39 | 1.15 | (4th) |
| Colorado Rapids | 11-17-6 | 33 | 0.97 | 49 | 1.44 | (12th) |
| Chivas USA | 1-4-3 | 6 | 0.75 | 10 | 1.25 | (8th) |
| Miami Fusion | 3-7-0 | 6 | 0.60 | 13 | 1.30 | (9th) |
| Philadelphia Union | 0-2-0 | 1 | 0.50 | 3 | 1.50 | (13th) |
| Seattle Sounders FC | 1-4-1 | 3 | 0.50 | 7 | 1.17 | (6th) |
| | | 558 | 2.62 goals per game | | | |

| TEAM TOTALS | GP | G | A | SHT | SOG | PG | PA | BK | FC | FS | OFF | CK | C |
|---|---|---|---|---|---|---|---|---|---|---|---|---|---|
| Chicago Fire | 42 | 60 | 77 | 556 | 250 | 3 | 5 | 7 | 702 | 741 | 131 | 233 | 95 |
| Chivas USA | 8 | 6 | 3 | 67 | 29 | 1 | 1 | 1 | 132 | 113 | 23 | 30 | 22 |
| Colorado Rapids | 34 | 33 | 39 | 426 | 167 | 3 | 4 | 6 | 567 | 508 | 94 | 164 | 62 |
| Columbus Crew | 35 | 49 | 64 | 443 | 182 | 1 | 3 | 6 | 542 | 561 | 106 | 172 | 74 |
| D.C. United | 36 | 59 | 69 | 455 | 208 | 1 | 1 | 10 | 598 | 598 | 143 | 215 | 67 |
| FC Dallas | 34 | 45 | 57 | 387 | 171 | 3 | 5 | 9 | 604 | 546 | 93 | 151 | 90 |
| Houston Dynamo | 17 | 22 | 26 | 208 | 90 | 1 | 2 | 4 | 249 | 263 | 72 | 92 | 35 |
| Sporting Kansas City | 35 | 48 | 43 | 421 | 191 | 4 | 4 | 6 | 572 | 550 | 78 | 149 | 77 |
| LA Galaxy | 56 | 94 | 93 | 703 | 310 | 9 | 10 | 11 | 923 | 883 | 157 | 287 | 104 |
| New York Red Bulls | 32 | 37 | 38 | 410 | 168 | 3 | 3 | 10 | 491 | 471 | 78 | 144 | 65 |
| Miami Fusion | 10 | 6 | 8 | 95 | 39 | 0 | 0 | 3 | 154 | 169 | 35 | 42 | 21 |
| New England Revolution | 34 | 34 | 39 | 365 | 168 | 2 | 2 | 16 | 562 | 540 | 92 | 140 | 75 |
| Philadelphia Union | 2 | 1 | 2 | 36 | 15 | 0 | 0 | 1 | 25 | 21 | 3 | 12 | 6 |
| Real Salt Lake | 12 | 14 | 17 | 171 | 68 | 1 | 1 | 2 | 188 | 159 | 37 | 48 | 21 |
| San Jose Earthquakes | 22 | 35 | 47 | 295 | 130 | 0 | 0 | 7 | 326 | 332 | 78 | 136 | 42 |
| Seattle Sounders FC | 6 | 3 | 2 | 90 | 27 | 1 | 1 | 0 | 76 | 89 | 5 | 44 | 13 |
| Tampa Bay Mutiny | 11 | 12 | 14 | 154 | 56 | 0 | 0 | 1 | 173 | 152 | 38 | 59 | 20 |

| TEAM RANKS | G | A | SHT | SOG | BLK | FC | FS | OFF | CK | C |
|---|---|---|---|---|---|---|---|---|---|---|
| Chicago Fire | 4 | 3 | 6 | 2 | 13 | 2 | 1 | 6 | 5 | 4 |
| Chivas USA | 14 | 16 | 17 | 17 | 15 | 6 | 15 | 9 | 17 | 2 |
| Colorado Rapids | 13 | 12 | 11 | 14 | 10 | 3 | 11 | 11 | 10 | 15 |
| Columbus Crew | 5 | 4 | 8 | 10 | 11 | 11 | 5 | 8 | 9 | 8 |
| D.C. United | 2 | 2 | 9 | 4 | 6 | 4 | 3 | 2 | 4 | 13 |
| FC Dallas | 7 | 5 | 14 | 12 | 7 | 1 | 4 | 12 | 12 | 3 |
| Houston Dynamo | 8 | 7 | 12 | 8 | 8 | 15 | 10 | 1 | 6 | 10 |
| Sporting Kansas City | 6 | 10 | 13 | 7 | 11 | 8 | 7 | 15 | 13 | 6 |
| LA Galaxy | 1 | 6 | 10 | 6 | 9 | 7 | 8 | 10 | 8 | 14 |
| New York Red Bulls | 10 | 11 | 7 | 9 | 4 | 13 | 12 | 14 | 11 | 11 |
| Miami Fusion | 15 | 15 | 16 | 16 | 5 | 12 | 2 | 4 | 14 | 9 |
| New England Revolution | 12 | 12 | 15 | 13 | 2 | 5 | 6 | 13 | 15 | 5 |
| Philadelphia Union | 16 | 14 | 1 | 1 | 1 | 17 | 17 | 16 | 3 | 1 |
| Real Salt Lake | 9 | 8 | 3 | 5 | 13 | 10 | 16 | 7 | 16 | 17 |
| San Jose Earthquakes | 3 | 1 | 5 | 3 | 3 | 14 | 9 | 3 | 2 | 12 |
| Seattle Sounders FC | 16 | 17 | 2 | 15 | 17 | 16 | 13 | 17 | 1 | 7 |
| Tampa Bay Mutiny | 11 | 9 | 4 | 11 | 16 | 9 | 14 | 5 | 7 | 16 |

| TEAM GOALS SCORED INTERVALS | GP | G | 1-15 | 16-30 | 31-45 | 46-60 | 61-75 | 76-90 | OT |
|---|---|---|---|---|---|---|---|---|---|
| LA Galaxy | 56 | 94 | 12 | 14 | 17 | 11 | 17 | 14 | 9 |
| Chicago Fire | 42 | 60 | 8 | 10 | 18 | 8 | 5 | 10 | 1 |
| D.C. United | 36 | 59 | 6 | 9 | 8 | 9 | 12 | 14 | 1 |
| Columbus Crew | 34 | 49 | 6 | 5 | 9 | 11 | 4 | 13 | 1 |
| Sporting Kansas City | 35 | 48 | 6 | 11 | 6 | 8 | 11 | 5 | 1 |
| FC Dallas | 33 | 45 | 5 | 9 | 5 | 8 | 10 | 6 | 2 |
| New York Red Bulls | 31 | 35 | 2 | 3 | 8 | 8 | 5 | 8 | 1 |
| San Jose Earthquakes | 22 | 35 | 4 | 2 | 8 | 6 | 5 | 6 | 4 |
| New England Revolution | 34 | 34 | 5 | 8 | 4 | 4 | 7 | 5 | 1 |
| Colorado Rapids | 33 | 32 | 2 | 8 | 2 | 3 | 6 | 7 | 4 |
| Houston Dynamo | 17 | 22 | 2 | 2 | 2 | 1 | 7 | 4 | 4 |
| Real Salt Lake | 12 | 14 | 1 | 1 | 4 | 1 | 2 | 5 | 0 |
| Tampa Bay Mutiny | 11 | 12 | 2 | 2 | 3 | 2 | 1 | 2 | 0 |
| Chivas USA | 8 | 6 | 1 | 1 | 1 | 1 | 1 | 1 | 0 |
| Miami Fusion | 10 | 6 | 1 | 1 | 0 | 2 | 2 | 0 | 0 |
| Seattle Sounders FC | 6 | 3 | 0 | 0 | 0 | 1 | 1 | 1 | 0 |
| Philadelphia Union | 2 | 1 | 1 | 0 | 0 | 0 | 0 | 0 | 0 |

| TEAM GOALS ALLOWED INTERVALS | GP | G | 1-15 | 16-30 | 31-45 | 46-60 | 61-75 | 76-90 | OT |
|---|---|---|---|---|---|---|---|---|---|
| Philadelphia Union | 2 | 3 | 1 | 1 | 1 | 0 | 0 | 0 | 0 |
| Seattle Sounders FC | 6 | 7 | 0 | 2 | 2 | 1 | 0 | 1 | 1 |
| Chivas USA | 8 | 10 | 1 | 0 | 3 | 0 | 3 | 3 | 0 |
| Miami Fusion | 10 | 13 | 1 | 3 | 4 | 1 | 1 | 2 | 1 |
| Real Salt Lake | 12 | 14 | 0 | 5 | 3 | 2 | 2 | 2 | 0 |
| Houston Dynamo | 17 | 15 | 3 | 3 | 2 | 1 | 2 | 1 | 3 |
| Tampa Bay Mutiny | 11 | 23 | 3 | 2 | 3 | 7 | 2 | 6 | 0 |
| San Jose Earthquakes | 22 | 29 | 3 | 2 | 5 | 9 | 3 | 7 | 0 |
| Chicago Fire | 42 | 39 | 5 | 3 | 10 | 8 | 6 | 5 | 2 |
| New England Revolution | 34 | 39 | 4 | 4 | 7 | 5 | 8 | 6 | 5 |
| D.C. United | 36 | 43 | 8 | 4 | 10 | 6 | 8 | 7 | 0 |
| Sporting Kansas City | 35 | 48 | 3 | 10 | 5 | 7 | 11 | 9 | 3 |
| New York Red Bulls | 31 | 48 | 6 | 6 | 7 | 4 | 10 | 14 | 1 |
| Colorado Rapids | 33 | 49 | 8 | 9 | 5 | 8 | 12 | 5 | 2 |
| Columbus Crew | 34 | 52 | 9 | 7 | 9 | 11 | 5 | 11 | 0 |
| FC Dallas | 33 | 60 | 7 | 11 | 9 | 6 | 6 | 14 | 7 |
| LA Galaxy | 56 | 63 | 2 | 14 | 10 | 8 | 17 | 8 | 4 |

## HOME GOAL-SCORING TOTALS

| TEAM | W | L | T | GF | AVG | GA | AVG |
|---|---|---|---|---|---|---|---|
| D.C. United | 13 | 3 | 3 | 39 | 2.05 | 21 | 1.11 |
| LA Galaxy | 23 | 6 | 2 | 67 | 2.16 | 30 | 0.97 |
| Sporting Kansas City | 12 | 4 | 2 | 31 | 1.72 | 15 | 0.83 |
| FC Dallas | 8 | 6 | 3 | 31 | 1.82 | 27 | 1.59 |
| Columbus Crew | 10 | 6 | 1 | 33 | 2.06 | 21 | 1.31 |
| New York Red Bulls | 5 | 6 | 2 | 14 | 1.08 | 15 | 1.15 |
| New England Revolution | 10 | 4 | 5 | 23 | 1.21 | 13 | 0.68 |
| Colorado Rapids | 6 | 6 | 3 | 11 | 0.73 | 14 | 0.93 |
| San Jose Earthquakes | 6 | 2 | 1 | 20 | 2.22 | 8 | 0.89 |
| Chicago Fire | 17 | 2 | 3 | 42 | 1.91 | 13 | 0.59 |
| Tampa Bay Mutiny | 1 | 5 | 0 | 7 | 1.17 | 10 | 1.67 |
| Real Salt Lake | 3 | 1 | 1 | 6 | 1.20 | 2 | 0.40 |
| Houston Dynamo | 6 | 1 | 0 | 13 | 1.86 | 5 | 0.71 |
| Chivas USA | 1 | 0 | 3 | 6 | 1.50 | 5 | 1.25 |
| Miami Fusion | 3 | 3 | 0 | 5 | 0.83 | 2 | 0.33 |
| Seattle Sounders FC | 1 | 1 | 1 | 2 | 0.67 | 1 | 0.33 |
| Philadelphia Union | 0 | 1 | 0 | 1 | 1.00 | 2 | 2.00 |

## ROAD GOAL-SCORING TOTALS

| TEAM | W | L | T | GF | AVG | GA | AVG |
|---|---|---|---|---|---|---|---|
| LA Galaxy | 11 | 10 | 4 | 27 | 1.08 | 33 | 1.32 |
| FC Dallas | 3 | 11 | 2 | 14 | 0.88 | 33 | 2.06 |
| D.C. United | 10 | 6 | 1 | 20 | 1.18 | 22 | 1.29 |
| Columbus Crew | 5 | 10 | 3 | 16 | 0.89 | 31 | 1.72 |
| New York Red Bulls | 4 | 11 | 3 | 21 | 1.17 | 33 | 1.83 |
| Chicago Fire | 4 | 13 | 3 | 18 | 0.90 | 26 | 1.30 |
| New England Revolution | 3 | 9 | 3 | 11 | 0.73 | 26 | 1.73 |
| Colorado Rapids | 5 | 12 | 2 | 21 | 1.17 | 35 | 1.94 |
| Sporting Kansas City | 2 | 12 | 3 | 17 | 1.00 | 33 | 1.94 |
| San Jose Earthquakes | 5 | 8 | 0 | 15 | 1.15 | 21 | 1.62 |
| Tampa Bay Mutiny | 1 | 4 | 0 | 5 | 1.00 | 13 | 2.60 |
| Chivas USA | 0 | 4 | 0 | 0 | 0.00 | 5 | 1.25 |
| Real Salt Lake | 1 | 3 | 3 | 8 | 1.14 | 12 | 1.71 |
| Houston Dynamo | 3 | 4 | 3 | 9 | 0.90 | 10 | 1.00 |
| Miami Fusion | 0 | 4 | 0 | 1 | 0.25 | 11 | 2.75 |
| Seattle Sounders FC | 0 | 3 | 0 | 1 | 0.33 | 6 | 2.00 |
| Philadelphia Union | 0 | 1 | 0 | 0 | 0.00 | 1 | 1.00 |

## FIRST-HALF GOAL-SCORING TOTALS

| TEAM | W | L | T | GF | AVG | GA | AVG |
|---|---|---|---|---|---|---|---|
| LA Galaxy | 34 | 16 | 6 | 43 | 0.77 | 26 | 0.46 |
| Chicago Fire | 21 | 15 | 6 | 36 | 0.86 | 18 | 0.43 |
| Sporting Kansas City | 14 | 16 | 5 | 23 | 0.66 | 18 | 0.51 |
| D.C. United | 23 | 9 | 4 | 23 | 0.64 | 22 | 0.61 |
| Columbus Crew | 15 | 16 | 4 | 20 | 0.59 | 25 | 0.74 |
| FC Dallas | 11 | 17 | 5 | 19 | 0.58 | 27 | 0.82 |
| New England Revolution | 13 | 13 | 8 | 17 | 0.50 | 15 | 0.44 |
| San Jose Earthquakes | 11 | 10 | 1 | 14 | 0.64 | 10 | 0.45 |
| New York Red Bulls | 9 | 17 | 5 | 13 | 0.42 | 19 | 0.61 |
| Colorado Rapids | 11 | 18 | 5 | 12 | 0.36 | 22 | 0.67 |
| Tampa Bay Mutiny | 2 | 9 | 0 | 7 | 0.64 | 8 | 0.73 |
| Real Salt Lake | 4 | 4 | 4 | 6 | 0.50 | 8 | 0.67 |
| Houston Dynamo | 9 | 5 | 3 | 6 | 0.35 | 8 | 0.47 |
| Chivas USA | 1 | 4 | 3 | 3 | 0.38 | 4 | 0.50 |
| Miami Fusion | 3 | 7 | 0 | 2 | 0.20 | 8 | 0.80 |
| Philadelphia Union | 0 | 2 | 0 | 1 | 0.50 | 3 | 1.50 |
| Seattle Sounders FC | 1 | 4 | 1 | 0 | 0.00 | 4 | 0.67 |

## SECOND-HALF GOAL-SCORING TOTALS

| TEAM | W | L | T | GF | AVG | GA | AVG |
|---|---|---|---|---|---|---|---|
| LA Galaxy | 34 | 16 | 6 | 42 | 0.75 | 33 | 0.59 |
| D.C. United | 23 | 9 | 4 | 35 | 0.97 | 21 | 0.58 |
| Columbus Crew | 15 | 16 | 4 | 28 | 0.82 | 27 | 0.79 |
| Sporting Kansas City | 14 | 16 | 5 | 24 | 0.69 | 27 | 0.77 |
| FC Dallas | 11 | 17 | 5 | 24 | 0.73 | 26 | 0.79 |
| Chicago Fire | 21 | 15 | 6 | 23 | 0.55 | 19 | 0.45 |
| New York Red Bulls | 9 | 17 | 5 | 21 | 0.68 | 28 | 0.90 |
| San Jose Earthquakes | 11 | 10 | 1 | 17 | 0.77 | 19 | 0.86 |
| New England Revolution | 13 | 13 | 8 | 16 | 0.47 | 19 | 0.56 |
| Colorado Rapids | 11 | 18 | 5 | 16 | 0.48 | 25 | 0.76 |
| Houston Dynamo | 9 | 5 | 3 | 12 | 0.71 | 4 | 0.24 |
| Real Salt Lake | 4 | 4 | 4 | 8 | 0.67 | 6 | 0.50 |
| Tampa Bay Mutiny | 2 | 9 | 0 | 5 | 0.45 | 15 | 1.36 |
| Miami Fusion | 3 | 7 | 0 | 4 | 0.40 | 4 | 0.40 |
| Seattle Sounders FC | 1 | 4 | 1 | 3 | 0.50 | 2 | 0.33 |
| Chivas USA | 1 | 4 | 3 | 3 | 0.38 | 6 | 0.75 |
| Philadelphia Union | 0 | 2 | 0 | 0 | 0.00 | 0 | 0.00 |

## TEAM TOTAL SHOTS

| TEAM | W | L | T | 1st | 2nd | TOT |
|---|---|---|---|---|---|---|
| LA Galaxy | 34 | 16 | 6 | 320 | 383 | 703 |
| Chicago Fire | 21 | 15 | 6 | 243 | 313 | 556 |
| D.C. United | 23 | 9 | 4 | 214 | 241 | 455 |
| Columbus Crew | 15 | 16 | 4 | 183 | 251 | 434 |
| Colorado Rapids | 11 | 18 | 5 | 185 | 223 | 408 |
| Sporting Kansas City | 14 | 16 | 5 | 207 | 214 | 421 |
| New York Red Bulls | 9 | 17 | 5 | 170 | 227 | 397 |
| FC Dallas | 11 | 17 | 5 | 143 | 221 | 364 |
| New England Revolution | 13 | 13 | 8 | 168 | 197 | 365 |
| San Jose Earthquakes | 11 | 10 | 1 | 141 | 154 | 295 |
| Houston Dynamo | 9 | 5 | 3 | 90 | 118 | 208 |
| Real Salt Lake | 4 | 4 | 4 | 63 | 108 | 171 |
| Tampa Bay Mutiny | 2 | 9 | 0 | 79 | 75 | 154 |
| Miami Fusion | 3 | 7 | 0 | 42 | 53 | 95 |
| Seattle Sounders FC | 1 | 4 | 1 | 46 | 44 | 90 |
| Chivas USA | 1 | 4 | 3 | 34 | 33 | 67 |
| Philadelphia Union | 0 | 2 | 0 | 9 | 27 | 36 |

## TEAM TOTAL SHOTS AGAINST

| TEAM | W | L | T | 1st | 2nd/OT | TOT |
|---|---|---|---|---|---|---|
| Philadelphia Union | 0 | 2 | 0 | 11 | 11 | 22 |
| Seattle Sounders FC | 1 | 4 | 1 | 35 | 31 | 66 |
| Chivas USA | 1 | 4 | 3 | 53 | 54 | 107 |
| Miami Fusion | 3 | 7 | 0 | 83 | 59 | 142 |
| Tampa Bay Mutiny | 2 | 9 | 0 | 73 | 72 | 145 |
| Real Salt Lake | 4 | 4 | 4 | 70 | 81 | 151 |
| Houston Dynamo | 9 | 5 | 3 | 75 | 111 | 186 |
| San Jose Earthquakes | 11 | 10 | 1 | 123 | 145 | 268 |
| Sporting Kansas City | 14 | 16 | 5 | 185 | 213 | 398 |
| D.C. United | 23 | 9 | 4 | 167 | 238 | 405 |
| New York Red Bulls | 9 | 17 | 5 | 167 | 225 | 392 |
| Colorado Rapids | 11 | 18 | 5 | 191 | 236 | 427 |
| Columbus Crew | 15 | 16 | 4 | 199 | 220 | 419 |
| Chicago Fire | 21 | 15 | 6 | 197 | 250 | 447 |
| FC Dallas | 11 | 17 | 5 | 183 | 254 | 437 |
| New England Revolution | 13 | 13 | 8 | 219 | 279 | 498 |
| LA Galaxy | 34 | 16 | 6 | 306 | 403 | 709 |

## RECORD WHEN SCORING FIRST GOAL

| TEAM | W | L | T | PCT |
|---|---|---|---|---|
| Miami Fusion | 2 | 0 | 0 | 1.000 |
| Houston Dynamo | 6 | 0 | 0 | 1.000 |
| Seattle Sounders FC | 1 | 0 | 0 | 1.000 |
| San Jose Earthquakes | 8 | 0 | 1 | .944 |
| D.C. United | 19 | 2 | 0 | .905 |
| Columbus Crew | 11 | 1 | 1 | .885 |
| LA Galaxy | 29 | 5 | 1 | .843 |
| Colorado Rapids | 8 | 2 | 0 | .800 |
| Chicago Fire | 19 | 4 | 3 | .788 |
| Real Salt Lake | 3 | 1 | 0 | .750 |
| New England Revolution | 10 | 3 | 4 | .706 |
| New York Red Bulls | 8 | 3 | 3 | .679 |
| Sporting Kansas City | 13 | 6 | 2 | .667 |
| Tampa Bay Mutiny | 2 | 1 | 0 | .667 |
| Chivas USA | 1 | 0 | 2 | .667 |
| FC Dallas | 6 | 5 | 4 | .533 |

## RECORD WHEN ALLOWING FIRST GOAL

| TEAM | W | L | T | PCT |
|---|---|---|---|---|
| D.C. United | 5 | 7 | 2 | .429 |
| Houston Dynamo | 3 | 5 | 2 | .400 |
| Real Salt Lake | 1 | 3 | 3 | .357 |
| LA Galaxy | 5 | 11 | 4 | .350 |
| FC Dallas | 5 | 13 | 0 | .278 |
| San Jose Clash/Earthquakes | 3 | 10 | 0 | .231 |
| Colorado Rapids | 3 | 15 | 4 | .227 |
| Columbus Crew | 3 | 15 | 3 | .214 |
| Chicago Fire | 2 | 10 | 1 | .192 |
| New England Revolution | 2 | 11 | 1 | .179 |
| MetroStars-N.Y. Red Bulls | 2 | 14 | 1 | .147 |
| Miami Fusion | 1 | 7 | 0 | .125 |
| KC Wiz.-Sporting Kansas City | 1 | 10 | 0 | .091 |
| Philadelphia Union | 0 | 2 | 0 | .000 |
| Tampa Bay Mutiny | 0 | 8 | 0 | .000 |
| Seattle Sounders FC | 0 | 4 | 0 | .000 |
| Chivas USA | 0 | 4 | 0 | .000 |

## RECORD WHEN LEADING AT THE HALF

| TEAM | W | L | T | PCT |
|---|---|---|---|---|
| Real Salt Lake | 1 | 0 | 0 | 1.000 |
| Miami Fusion | 1 | 0 | 0 | 1.000 |
| Houston Dynamo | 4 | 0 | 0 | 1.000 |
| D.C. United | 10 | 0 | 0 | 1.000 |
| Chivas USA | 1 | 0 | 0 | 1.000 |
| Colorado Rapids | 7 | 0 | 0 | 1.000 |
| Columbus Crew | 8 | 0 | 1 | .944 |
| San Jose Earthquakes | 7 | 0 | 1 | .938 |
| New York Red Bulls | 5 | 0 | 1 | .917 |
| Sporting Kansas City | 11 | 1 | 1 | .885 |
| New England Revolution | 9 | 1 | 1 | .864 |
| Chicago Fire | 14 | 2 | 1 | .853 |
| LA Galaxy | 15 | 2 | 2 | .842 |
| FC Dallas | 4 | 4 | 2 | .500 |
| Tampa Bay Mutiny | 1 | 1 | 0 | .500 |

## RECORD WHEN TRAILING AT THE HALF

| TEAM | W | L | T | PCT |
|---|---|---|---|---|
| Houston Dynamo | 2 | 3 | 0 | .400 |
| Real Salt Lake | 0 | 1 | 2 | .333 |
| Chivas USA | 0 | 1 | 1 | .250 |
| LA Galaxy | 2 | 8 | 2 | .250 |
| D.C. United | 2 | 8 | 1 | .227 |
| Colorado Rapids | 1 | 11 | 2 | .143 |
| New York Red Bulls | 1 | 7 | 0 | .125 |
| Columbus Crew | 1 | 11 | 1 | .115 |
| Sporting Kansas City | 1 | 8 | 0 | .111 |
| FC Dallas | 1 | 9 | 0 | .100 |
| Chicago Fire | 0 | 8 | 1 | .056 |
| Philadelphia Union | 0 | 2 | 0 | .000 |
| Miami Fusion | 0 | 4 | 0 | .000 |
| New England Revolution | 0 | 6 | 0 | .000 |
| San Jose Earthquakes | 0 | 5 | 0 | .000 |
| Tampa Bay Mutiny | 0 | 3 | 0 | .000 |
| Seattle Sounders FC | 0 | 3 | 0 | .000 |

## CONSECUTIVE MINUTES WITHOUT SCORING A GOAL

| TEAM | MIN | START | END |
|---|---|---|---|
| Columbus Crew | 279 | 9/28/2002 | 10/12/2002 |
| Colorado Rapids | 259 | 9/16/2000 | 9/24/2000 |
| Kansas City Wizards | 236 | 10/27/2007 | end of season |
| San Jose Clash | 235 | 9/26/1996 | end of season |
| Miami Fusion | 222 | 10/10/2001 | end of season |
| D.C. United | 210 | 9/30/1998 | 10/11/1998 |
| Seattle Sounders FC | 210 | 10/29/2009 | end of season |
| New England Revolution | 207 | 11/06/2005 | end of season |
| Real Salt Lake | 200 | 11/05/2009 | 11/22/2009 |
| New England Revolution | 199 | 11/05/2006 | 11/12/2006 |

## CONSECUTIVE MINUTES WITHOUT ALLOWING A GOAL

| TEAM | MIN | START | END |
|---|---|---|---|
| New England Revolution | 374 | 9/29/2002 | 10/12/2002 |
| New England Revolution | 330 | 10/27/2007 | 11/18/2007 |
| Los Angeles Galaxy | 314 | 11/01/2009 | 11/22/2009 |
| Los Angeles Galaxy | 312 | 10/02/2002 | end of season |
| Houston Dynamo | 312 | 10/29/2009 | 11/13/2009 |
| New England Revolution | 306 | 10/28/2006 | 11/12/2006 |
| Los Angeles Galaxy | 286 | 9/26/1996 | 10/10/1996 |
| Chicago Fire | 285 | 11/01/2003 | 11/23/2003 |
| D.C. United | 261 | 10/16/1999 | 10/31/1999 |
| Kansas City Wizards | 259 | 9/16/2000 | 9/24/2000 |

## TEAM WINNING STREAK LEADERS

| TEAM | # | START | STOP |
|---|---|---|---|
| Chicago Fire | 5 | 10/01/1998 | 10/25/1998 |
| Chicago Fire | 2 | 09/22/2000 | 09/26/2000 |
| Chicago Fire | 3 | 11/01/2003 | 11/14/2003 |
| Colorado Rapids | 4 | 10/04/1997 | 10/15/1997 |
| Colorado Rapids | 4 | 10/28/2010 | 11/21/2010 |
| Columbus Crew | 2 | 10/05/1997 | 10/08/1997 |
| Columbus Crew | 2 | 09/30/1998 | 10/03/1998 |
| Columbus Crew | 2 | 10/17/1999 | 10/22/1999 |
| Columbus Crew | 2 | 09/25/2002 | 09/28/2002 |
| Columbus Crew | 3 | 11/08/2008 | 11/23/2008 |
| D.C. United | 13 | 09/27/1996 | 10/11/1998 |
| D.C. United | 3 | 10/16/1999 | 10/31/1999 |
| D.C. United | 2 | 11/13/1999 | 11/21/1999 |
| D.C. United | 2 | 10/23/2004 | 10/30/2004 |
| FC Dallas | 2 | 10/05/1997 | 10/08/1997 |
| Houston Dynamo | 2 | 10/29/2006 | 11/05/2006 |
| Houston Dynamo | 3 | 11/02/2007 | 11/18/2007 |
| Houston Dynamo | 3 | 10/30/2011 | 11/06/2011 |
| Sporting Kansas City | 2 | 10/06/2000 | 10/15/2000 |
| Sporting Kansas City | 2 | 10/30/2004 | 11/05/2004 |
| Sporting Kansas City | 2 | 10/30/2011 | 11/02/2011 |
| LA Galaxy | 4 | 09/29/1996 | 10/13/1996 |
| LA Galaxy | 2 | 10/01/1998 | 10/04/1998 |
| LA Galaxy | 3 | 10/17/1999 | 10/31/1999 |
| LA Galaxy | 2 | 09/14/2000 | 09/20/2000 |
| LA Galaxy | 2 | 10/13/2001 | 10/17/2001 |
| LA Galaxy | 5 | 10/02/2002 | 11/01/2003 |
| LA Galaxy | 2 | 11/05/2005 | 11/13/2005 |
| LA Galaxy | 2 | 11/08/2009 | 11/13/2009 |
| LA Galaxy | 2 | 10/31/2010 | 11/07/2010 |
| LA Galaxy | 4 | 10/30/2011 | |
| New York Red Bulls | 2 | 09/15/2000 | 09/20/2000 |
| New York Red Bulls | 2 | 11/09/2008 | 11/15/2008 |
| Miami Fusion | 2 | 09/29/2001 | 10/10/2001 |
| New England Revolution | 2 | 10/29/2005 | 11/06/2005 |
| New England Revolution | 2 | 10/28/2006 | 11/05/2006 |
| New England Revolution | 2 | 11/03/2007 | 11/08/2007 |
| Real Salt Lake | 2 | 10/31/2009 | 11/05/2009 |
| San Jose Earthquakes | 2 | 09/22/2001 | 09/26/2001 |
| San Jose Earthquakes | 3 | 10/14/2001 | 10/21/2001 |
| San Jose Earthquakes | 4 | 11/09/2003 | 10/24/2004 |

## TEAM HOME WINNING STREAK LEADERS

| TEAM | # | START | STOP |
|---|---|---|---|
| Chicago Fire | 10 | 10/01/1998 | 09/29/2001 |
| Chicago Fire | 3 | 09/29/2002 | 11/14/2003 |
| Chicago Fire | 4 | 10/22/2006 | 11/07/2009 |
| Colorado Rapids | 2 | 10/08/1997 | 10/15/1997 |
| Colorado Rapids | 2 | 10/28/2010 | 11/13/2010 |
| Columbus Crew | 4 | 09/30/1998 | 11/07/1999 |
| Columbus Crew | 3 | 11/08/2008 | 11/23/2008 |
| D.C. United | 12 | 09/27/1996 | 11/13/1999 |
| FC Dallas | 3 | 10/16/1999 | 11/07/1999 |
| FC Dallas | 2 | 10/27/2007 | 10/30/2010 |
| Houston Dynamo | 4 | 10/29/2006 | 11/10/2007 |
| Houston Dynamo | 2 | 11/08/2009 | |
| Sporting Kansas City | 2 | 09/16/2000 | 09/24/2000 |
| Sporting Kansas City | 7 | 10/06/2000 | 11/05/2004 |
| LA Galaxy | 3 | 09/29/1996 | 10/10/1996 |
| LA Galaxy | 3 | 10/17/1999 | 11/11/1999 |
| LA Galaxy | 2 | 09/20/2000 | 10/03/2000 |
| LA Galaxy | 2 | 09/29/2001 | 10/13/2001 |
| LA Galaxy | 8 | 09/25/2002 | 11/13/2009 |
| LA Galaxy | 3 | 11/03/2011 | |
| New York Red Bulls | 3 | 09/15/2000 | 09/26/2001 |
| Miami Fusion | 3 | 09/22/2001 | 10/10/2001 |
| New England Revolution | 3 | 09/19/2000 | 10/02/2002 |
| New England Revolution | 3 | 10/23/2004 | 11/06/2005 |
| New England Revolution | 2 | 11/03/2007 | 11/08/2007 |
| San Jose Earthquakes | 3 | 09/26/1996 | 10/14/2001 |
| San Jose Earthquakes | 3 | 11/09/2003 | 10/24/2004 |

## TEAM ROAD WINNING STREAK LEADERS

| TEAM | # | START | STOP |
|---|---|---|---|
| Chicago Fire | 2 | 10/05/1998 | 10/10/1998 |
| Chicago Fire | 2 | 11/01/2003 | 10/30/2005 |
| Colorado Rapids | 2 | 10/04/1997 | 10/12/1997 |
| Colorado Rapids | 2 | 11/06/2010 | 11/21/2010 |
| D.C. United | 5 | 10/12/1996 | 10/04/1998 |
| D.C. United | 2 | 10/23/2004 | 11/14/2004 |
| Houston Dynamo | 2 | 10/30/2011 | 11/06/2011 |
| LA Galaxy | 2 | 10/09/2002 | 10/20/2002 |
| LA Galaxy | 2 | 11/05/2005 | 11/13/2005 |
| LA Galaxy | 2 | 10/31/2010 | |
| New York Red Bulls | 2 | 11/09/2008 | 11/15/2008 |
| New England Revolution | 2 | 10/09/2002 | 11/01/2003 |
| San Jose Earthquakes | 2 | 10/17/2001 | 10/21/2001 |

## TEAM UNDEFEATED STREAK LEADERS

| TEAM | # | START | STOP |
|---|---|---|---|
| Chicago Fire | 5 | 10/01/1998 | 10/25/1998 |
| Chicago Fire | 2 | 09/22/2000 | 09/26/2000 |
| Chicago Fire | 4 | 09/20/2001 | 10/10/2001 |
| Chicago Fire | 3 | 11/01/2003 | 11/14/2003 |
| Chicago Fire | 2 | 10/21/2005 | 10/30/2005 |
| Chicago Fire | 2 | 10/25/2007 | 11/01/2007 |
| Chicago Fire | 2 | 10/30/2008 | 11/06/2008 |
| Chicago Fire | 2 | 11/07/2009 | |
| Chivas USA | 2 | 11/08/2008 | 11/01/2009 |
| Colorado Rapids | 4 | 10/04/1997 | 10/15/1997 |
| Colorado Rapids | 2 | 09/28/2002 | 10/02/2002 |
| Colorado Rapids | 2 | 10/22/2005 | 10/29/2005 |
| Colorado Rapids | 2 | 11/13/2010 | 11/21/2010 |
| Columbus Crew | 2 | 10/05/1997 | 10/08/1997 |
| Columbus Crew | 2 | 09/30/1998 | 10/03/1998 |
| Columbus Crew | 2 | 10/17/1999 | 10/22/1999 |
| Columbus Crew | 3 | 09/25/2002 | 10/06/2002 |
| Columbus Crew | 5 | 10/31/2004 | 11/23/2008 |
| D.C. United | 13 | 09/27/1996 | 10/11/1998 |
| D.C. United | 3 | 10/16/1999 | 10/31/1999 |
| D.C. United | 2 | 11/13/1999 | 11/21/1999 |
| D.C. United | 5 | 10/23/2004 | 10/21/2005 |
| D.C. United | 2 | 10/21/2006 | 10/29/2006 |
| FC Dallas | 2 | 10/05/1997 | 10/08/1997 |
| FC Dallas | 4 | 10/02/2002 | 10/21/2006 |
| FC Dallas | 3 | 10/30/2010 | 11/14/2010 |
| Houston Dynamo | 3 | 10/29/2006 | 11/12/2006 |
| Houston Dynamo | 4 | 11/02/2007 | 11/01/2008 |
| Houston Dynamo | 2 | 10/29/2009 | 11/08/2009 |
| Houston Dynamo | 3 | 10/30/2011 | 11/06/2011 |
| Sporting Kansas City | 4 | 09/16/2000 | 09/29/2000 |
| Sporting Kansas City | 2 | 10/06/2000 | 10/15/2000 |
| Sporting Kansas City | 2 | 11/04/2003 | 11/08/2003 |
| Sporting Kansas City | 2 | 10/30/2004 | 11/05/2004 |
| Sporting Kansas City | 2 | 10/27/2007 | 11/03/2007 |
| Sporting Kansas City | 2 | 10/30/2011 | 11/02/2011 |
| LA Galaxy | 4 | 09/29/1996 | 10/13/1996 |
| LA Galaxy | 2 | 10/01/1998 | 10/04/1998 |
| LA Galaxy | 3 | 10/17/1999 | 10/31/1999 |
| LA Galaxy | 4 | 09/14/2000 | 10/03/2000 |
| LA Galaxy | 4 | 09/29/2001 | 10/17/2001 |
| LA Galaxy | 5 | 10/02/2002 | 11/01/2003 |
| LA Galaxy | 10 | 10/23/2005 | 11/07/2010 |
| LA Galaxy | 4 | 10/30/2011 | |
| New York Red Bulls | 2 | 09/15/2000 | 09/20/2000 |
| New York Red Bulls | 2 | 09/23/2001 | 09/26/2001 |
| New York Red Bulls | 2 | 10/29/2006 | 10/27/2007 |
| New York Red Bulls | 3 | 11/01/2008 | 11/15/2008 |
| Miami Fusion | 2 | 09/29/2001 | 10/10/2001 |
| New England Revolution | 4 | 10/02/2002 | 10/12/2002 |
| New England Revolution | 2 | 11/01/2003 | 11/09/2003 |
| New England Revolution | 3 | 10/23/2004 | 11/06/2004 |
| New England Revolution | 2 | 10/29/2005 | 11/06/2005 |
| New England Revolution | 6 | 10/28/2006 | 11/08/2007 |
| Real Salt Lake | 2 | 11/01/2008 | 11/08/2008 |
| Real Salt Lake | 4 | 10/31/2009 | 11/22/2009 |
| Real Salt Lake | 2 | 11/06/2010 | 10/29/2011 |
| San Jose Earthquakes | 2 | 09/22/2001 | 09/26/2001 |
| San Jose Earthquakes | 3 | 10/14/2001 | 10/21/2001 |
| San Jose Earthquakes | 4 | 11/09/2003 | 10/24/2004 |

## TEAM HOME UNDEFEATED STREAK LEADERS

| TEAM | # | START | STOP |
|---|---|---|---|
| Chicago Fire | 11 | 10/01/1998 | 10/10/2001 |
| Chicago Fire | 3 | 09/29/2002 | 11/14/2003 |
| Chicago Fire | 6 | 10/21/2005 | |
| Chivas USA | 4 | 10/22/2006 | |
| Colorado Rapids | 2 | 10/08/1997 | 10/15/1997 |
| Colorado Rapids | 2 | 09/20/2000 | 09/28/2002 |
| Colorado Rapids | 3 | 11/04/2003 | 10/22/2005 |
| Colorado Rapids | 2 | 10/28/2010 | 11/13/2010 |
| Columbus Crew | 4 | 09/30/1998 | 11/07/1999 |
| Columbus Crew | 4 | 10/31/2004 | 11/23/2008 |
| D.C. United | 12 | 09/27/1996 | 11/13/1999 |
| D.C. United | 2 | 10/30/2004 | 11/06/2004 |
| FC Dallas | 3 | 10/16/1999 | 11/07/1999 |
| FC Dallas | 4 | 09/23/2001 | 10/29/2005 |
| FC Dallas | 2 | 10/27/2007 | 10/30/2010 |
| Houston Dynamo | 4 | 10/29/2006 | 11/10/2007 |
| Houston Dynamo | 2 | 11/08/2009 | |
| Sporting Kansas City | 10 | 09/16/2000 | 11/05/2004 |
| Sporting Kansas City | 3 | 10/27/2007 | 11/02/2011 |
| LA Galaxy | 3 | 09/29/1996 | 10/10/1996 |
| LA Galaxy | 3 | 10/17/1999 | 11/11/1999 |
| LA Galaxy | 5 | 09/20/2000 | 10/13/2001 |
| LA Galaxy | 10 | 09/25/2002 | 11/07/2010 |
| LA Galaxy | 3 | 11/03/2011 | |
| New York Red Bulls | 3 | 09/15/2000 | 09/26/2001 |
| New York Red Bulls | 2 | 10/27/2007 | 11/01/2008 |
| Miami Fusion | 3 | 09/22/2001 | 10/10/2001 |
| New England Revolution | 5 | 09/19/2000 | 10/12/2002 |
| New England Revolution | 4 | 11/09/2003 | 11/06/2005 |
| New England Revolution | 4 | 10/28/2006 | 11/08/2007 |
| New England Revolution | 2 | 10/30/2008 | |
| Real Salt Lake | 3 | 10/31/2009 | |
| San Jose Earthquakes | 3 | 09/26/1996 | 10/14/2001 |
| San Jose Earthquakes | 4 | 11/09/2003 | 10/29/2005 |

## TEAM ROAD UNDEFEATED STREAK LEADERS

| TEAM | # | START | STOP |
|---|---|---|---|
| Chicago Fire | 2 | 10/05/1998 | 10/10/1998 |
| Chicago Fire | 2 | 11/01/2003 | 10/30/2005 |
| Colorado Rapids | 2 | 10/04/1997 | 10/12/1997 |
| Colorado Rapids | 2 | 10/29/2005 | 10/28/2006 |
| Columbus Crew | 3 | 09/25/2002 | 10/12/2002 |
| D.C. United | 5 | 10/12/1996 | 10/04/1998 |
| D.C. United | 4 | 10/23/2004 | 10/21/2006 |
| FC Dallas | 2 | 10/22/2005 | 10/21/2006 |
| FC Dallas | 2 | 11/06/2010 | |
| Houston Dynamo | 3 | 11/18/2007 | 10/29/2009 |
| Houston Dynamo | 2 | 10/30/2011 | 11/06/2011 |
| LA Galaxy | 2 | 09/14/2000 | 09/29/2000 |
| LA Galaxy | 2 | 10/10/2001 | 10/17/2001 |
| LA Galaxy | 2 | 10/09/2002 | 10/20/2002 |
| LA Galaxy | 6 | 10/29/2005 | |
| New York Red Bulls | 2 | 11/09/2008 | 11/15/2008 |
| New England Revolution | 2 | 10/09/2002 | 11/01/2003 |
| New England Revolution | 2 | 10/31/2004 | 11/06/2004 |
| New England Revolution | 2 | 11/05/2006 | 10/27/2007 |
| Real Salt Lake | 4 | 11/08/2008 | 11/22/2009 |
| San Jose Earthquakes | 2 | 10/17/2001 | 10/21/2001 |

## TEAM LOSING STREAK LEADERS

| TEAM | # | START | STOP |
|---|---|---|---|
| Chicago Fire | 3 | 10/13/2001 | 09/26/2002 |
| Chicago Fire | 2 | 11/13/2008 | 11/01/2009 |
| Chivas USA | 2 | 10/29/2006 | 10/27/2007 |
| Colorado Rapids | 6 | 10/26/1997 | 09/16/2000 |
| Colorado Rapids | 2 | 09/24/2000 | 09/25/2002 |
| Colorado Rapids | 2 | 10/05/2002 | 10/09/2002 |
| Colorado Rapids | 2 | 11/05/2005 | 10/21/2006 |
| Colorado Rapids | 2 | 10/30/2011 | |
| Columbus Crew | 2 | 10/12/1997 | 10/15/1997 |
| Columbus Crew | 3 | 11/13/1999 | 09/26/2001 |
| Columbus Crew | 4 | 10/31/2009 | |
| D.C. United | 2 | 11/01/2003 | 11/09/2003 |
| D.C. United | 2 | 11/05/2006 | 10/25/2007 |
| FC Dallas | 4 | 10/12/1997 | 10/04/1998 |
| FC Dallas | 4 | 11/11/1999 | 09/20/2001 |
| Sporting Kansas City | 4 | 10/10/1996 | 10/08/1997 |
| Sporting Kansas City | 2 | 09/29/2001 | 09/25/2002 |
| Sporting Kansas City | 2 | 11/15/2003 | 10/24/2004 |
| LA Galaxy | 3 | 10/20/1996 | 10/08/1997 |
| LA Galaxy | 2 | 10/10/1998 | 10/16/1998 |
| LA Galaxy | 2 | 11/09/2003 | 10/22/2004 |
| New York Red Bulls | 4 | 09/27/1996 | 10/03/1998 |
| New York Red Bulls | 2 | 09/29/2001 | 11/01/2003 |
| New York Red Bulls | 2 | 10/23/2004 | 10/30/2004 |
| New York Red Bulls | 2 | 10/29/2005 | 10/21/2006 |
| New York Red Bulls | 3 | 11/04/2010 | |
| Miami Fusion | 4 | 09/30/1998 | 10/24/1999 |
| Miami Fusion | 2 | 10/14/2001 | |
| New England Revolution | 3 | 10/05/1997 | 09/15/2000 |
| New England Revolution | 2 | 11/13/2005 | 10/22/2006 |
| Philadelphia Union | 2 | 10/30/2011 | |
| Real Salt Lake | 2 | 11/02/2011 | |
| San Jose Earthquakes | 2 | 09/29/1996 | 10/02/1996 |
| San Jose Earthquakes | 3 | 09/25/2002 | 11/01/2003 |
| San Jose Earthquakes | 2 | 10/30/2004 | 10/23/2005 |
| Seattle Sounders FC | 4 | 11/08/2009 | 10/29/2011 |
| Tampa Bay Mutiny | 8 | 10/10/1996 | |

## TEAM HOME LOSING STREAK LEADERS

| TEAM | # | START | STOP |
|---|---|---|---|
| Colorado Rapids | 2 | 10/05/1998 | 10/24/1999 |
| Colorado Rapids | 2 | 11/05/2005 | 10/21/2006 |
| Columbus Crew | 2 | 11/05/2009 | |
| FC Dallas | 2 | 10/12/1997 | 10/04/1998 |
| Kansas City Wizards | 2 | 10/13/1996 | 10/04/1997 |
| Los Angeles Galaxy | 2 | 10/20/1996 | 10/05/1997 |
| New York Red Bulls | 2 | 11/01/2003 | 10/23/2004 |
| Miami Fusion | 2 | 10/04/1998 | 10/24/1999 |
| Tampa Bay Mutiny | 4 | 10/12/1996 | |

## TEAM ROAD LOSING STREAK LEADERS

| TEAM | # | START | STOP |
|---|---|---|---|
| Chicago Fire | 5 | 10/16/1999 | 10/15/2000 |
| Chicago Fire | 3 | 10/13/2001 | 10/02/2002 |
| Chicago Fire | 2 | 11/06/2005 | 10/28/2006 |
| Chicago Fire | 2 | 11/13/2008 | |
| Chivas USA | 4 | 10/29/2006 | |
| Colorado Rapids | 6 | 10/26/1997 | 09/25/2002 |
| Colorado Rapids | 3 | 10/05/2002 | 10/30/2004 |
| Colorado Rapids | 2 | 11/05/2006 | |
| Columbus Crew | 2 | 10/11/1998 | 10/21/1998 |
| Columbus Crew | 3 | 10/31/1999 | 09/26/2001 |
| Columbus Crew | 2 | 10/31/2009 | |
| D.C. United | 2 | 10/18/1998 | 10/25/1998 |
| FC Dallas | 9 | 10/15/1997 | 09/28/2002 |
| Kansas City Wizards | 2 | 10/10/1996 | 10/08/1997 |
| Kansas City Wizards | 5 | 10/03/2000 | 10/02/2002 |
| Kansas City Wizards | 2 | 11/15/2003 | 10/24/2004 |
| Kansas City Wizards | 2 | 11/10/2007 | |
| Los Angeles Galaxy | 2 | 10/06/2000 | 09/26/2001 |
| Los Angeles Galaxy | 3 | 11/09/2003 | 11/05/2004 |
| New York Red Bulls | 3 | 09/27/1996 | 09/30/1998 |
| New York Red Bulls | 2 | 09/26/2000 | 10/06/2000 |
| New York Red Bulls | 2 | 10/30/2004 | 10/29/2005 |
| Miami Fusion | 4 | 09/30/1998 | |
| New England Revolution | 4 | 10/05/1997 | 09/29/2002 |
| New England Revolution | 2 | 10/22/2005 | 10/22/2006 |
| New England Revolution | 2 | 11/06/2008 | |
| San Jose Earthquakes | 2 | 09/29/1996 | 10/02/1996 |
| San Jose Earthquakes | 2 | 09/28/2002 | 11/01/2003 |
| San Jose Earthquakes | 2 | 10/30/2004 | 10/23/2005 |
| Seattle Sounders FC | 2 | 11/08/2009 | |
| Tampa Bay Mutiny | 4 | 10/10/1996 | |

## OWN GOALS RECEIVED

| DATE | REC | TM | OFF | TM | MIN | PLAYER |
|---|---|---|---|---|---|---|
| 09/15/2000 | CHI | 2 vs NE | 1 | 54 | | Mauricio Wright |
| 11/23/2003 | CHI | 2 vs SJ | 4 | 54 | | Chris Roner |
| 10/30/2004 | KC | 3 vs SJ | 0 | 48 | | Brian Ching |
| 11/14/2004 | DC | 3 at KC | 2 | 26 | | Alex Zotinca |

## ALL-TIME MLS POSTSEASON COACHING RECORDS

| COACH | TM | W | L | T | PCT | PTS | OT |
|---|---|---|---|---|---|---|---|
| Bruce Arena | LA* | 22 | 6 | 4 | .750 | 66 | 2-0-1 |
| Sigi Schmid | SEA* | 20 | 11 | 5 | .625 | 65 | 5-2-3 |
| Bob Bradley | CHV* | 14 | 13 | 3 | .517 | 41 | 0-2-2 |
| Steve Nicol | NE | 11 | 10 | 8 | .517 | 42 | 1-3-4 |
| Dominic Kinnear | HOU* | 10 | 7 | 4 | .571 | 34 | 2-1-1 |
| Frank Yallop | SJ* | 9 | 6 | 0 | .600 | 27 | 3-0-0 |
| Tom Fitzgerald | CLB | 9 | 8 | 0 | .529 | 25 | 0-0-0 |
| Bob Gansler | KC | 9 | 8 | 3 | .525 | 30 | 0-3-2 |
| Thomas Rongen | CHV* | 7 | 6 | 0 | .538 | 19 | 0-0-0 |
| Octavio Zambrano | NY* | 6 | 7 | 1 | .464 | 19 | 1-0-1 |
| Dave Dir | DAL | 6 | 11 | 0 | .353 | 14 | 0-1-0 |
| Dave Sarachan | CHI | 5 | 2 | 2 | .667 | 16 | 1-1-0 |
| Peter Nowak | PHI* | 5 | 4 | 2 | .545 | 15 | 0-0-1 |
| Lothar Osiander | SJ* | 4 | 2 | 0 | .667 | 10 | 0-1-0 |
| Steve Sampson | LA | 4 | 2 | 1 | .643 | 13 | 1-0-0 |
| Gary Smith | COL | 4 | 2 | 1 | .643 | 10 | 2-1-0 |
| Jason Kreis | RSL | 4 | 4 | 4 | .500 | 16 | 0-0-2 |
| Glenn Myernick | COL | 4 | 7 | 1 | .375 | 13 | 0-0-1 |
| Juan Carlos Osorio | NY* | 3 | 2 | 2 | .571 | 11 | 0-0-0 |
| Ray Hudson | DC* | 3 | 5 | 0 | .375 | 9 | 0-1-0 |
| Peter Vermes | KC | 2 | 1 | 0 | .667 | 6 | 0-0-0 |
| Denis Hamlett | CHI | 2 | 2 | 2 | .500 | 8 | 0-0-1 |
| Schellas Hyndman | DAL | 2 | 2 | 1 | .500 | 7 | 0-1-0 |
| Hans Backe | NY | 2 | 3 | 0 | .400 | 3 | 0-0-0 |
| Greg Andrulis | CLB | 2 | 4 | 3 | .389 | 9 | 0-0-2 |
| Fernando Clavijo | COL* | 2 | 5 | 2 | .333 | 6 | 1-0-1 |
| Ron Newman | KC | 2 | 5 | 0 | .286 | 4 | 0-0-0 |
| Tim Hankinson | COL* | 2 | 9 | 2 | .231 | 8 | 0-0-1 |
| Colin Clarke | DAL | 1 | 1 | 2 | .500 | 5 | 0-1-1 |
| Mo Johnston | TOR* | 1 | 1 | 0 | .500 | 3 | 0-0-0 |
| Steve Morrow | DAL | 1 | 1 | 0 | .500 | 3 | 0-1-0 |
| Curt Onalfo | DC* | 1 | 2 | 2 | .400 | 5 | 0-0-0 |
| Laurie Calloway | SJ | 1 | 2 | 0 | .333 | 3 | 0-0-0 |
| Mike Jeffries | DAL | 1 | 3 | 2 | .333 | 5 | 0-0-2 |
| Carlos Queiroz | NY | 1 | 2 | 0 | .333 | 1 | 0-0-0 |
| Preki | TOR* | 0 | 3 | 3 | .250 | 3 | 0-0-0 |
| Tom Soehn | VAN* | 0 | 1 | 1 | .250 | 1 | 0-0-0 |
| Robert Warzycha | CLB | 0 | 4 | 1 | .100 | 1 | 1-1-0 |
| John Kowalski | TB | 0 | 2 | 0 | .000 | 0 | 0-0-0 |
| Bora Milutinovic | NY | 0 | 2 | 0 | .000 | 0 | 0-0-0 |
| Ivo Wortmann | MIA | 0 | 4 | 0 | .000 | 0 | 0-0-0 |

*Coached more than one team - most recent team listed.

## PENALTY KICK SUMMARY

| DATE | TM | OPP | | SHOOTER | KEEPER | RES | MN |
|---|---|---|---|---|---|---|---|
| 10/02/1996 | DC | 2 vs MET | 1 | Raul Diaz Arce | Tony Meola | G | 89 |
| 10/02/1996 | LA | 2 vs SJ | 0 | Mauricio Cienfuegos | Dave Salzwedel | G | 36 |
| 10/08/1997 | NE | 1 vs DC | 2 | Joe-Max Moore | Scott Garlick | G | 72 |
| 09/30/1998 | MET | 3 at CLB | 5 | Mike Sorber | Juergen Sommer | G | 60 |
| 10/01/1998 | CHI | 2 vs COL | 1 | Lubos Kubik | Marcus Hahnemann | G | 50 |
| 10/05/1998 | CHI | 1 at COL | 0 | Lubos Kubik | Marcus Hahnemann | G | 42 |
| 10/17/1999 | LA | 3 vs COL | 0 | Greg Vanney | Ian Feuer | G | 52 |
| 10/27/1999 | DAL | 3 vs CHI | 2 | Jorge Rodriguez | Zach Thornton | G | 84 |
| 11/11/1999 | LA | 3 vs DAL | 1 | Greg Vanney | Mark Dodd | G | 3 |
| 11/11/1999 | DAL | 1 at LA | 3 | Jason Kreis | Kevin Hartman | G | 89 |
| 09/14/2000 | LA | 1 at TB | 0 | Greg Vanney | Scott Garlick | G | 61 |
| 09/15/2000 | DAL | 1 at MET | 2 | Oscar Pareja | Paul Grafer | S | 56 |
| 09/19/2000 | CHI | 1 at NE | 2 | Hristo Stoitchkov | Jeff Causey | S | 46+ |
| 09/20/2000 | DAL | 1 vs MET | 2 | Jorge Rodriguez | Paul Grafer | G | 82 |
| 09/24/2000 | COL | 2 at KC | 3 | Paul Bravo | Tony Meola | G | 94+ |
| 10/06/2000 | KC | 2 vs LA | 0 | Miklos Molnar | Kevin Hartman | G | 21 |
| 09/22/2001 | CLB | 1 vs SJ | 3 | Robert Warzycha | Joe Cannon | G | 54 |
| 09/26/2001 | KC | 3 vs MIA | 0 | Matt McKeon | Nick Rimando | G | 31 |
| 10/10/2001 | LA | 1 at CHI | 1 | Luis Hernandez | Zach Thornton | S | 44 |
| 09/25/2002 | COL | 2 at DAL | 4 | John Spencer | Matt Jordan | G | 75 |
| 09/25/2002 | LA | 3 vs KC | 2 | Carlos Ruiz | Tony Meola | G | 62 |
| 09/29/2002 | CHI | 2 vs NE | 1 | Ante Razov | Adin Brown | G | 43 |
| 10/05/2002 | COL | 0 at LA | 4 | John Spencer | Kevin Hartman | S | 37 |
| 11/09/2003 | MET | 1 at NE | 1 | Amado Guevara | Adin Brown | G | 46+ |
| 11/23/2003 | CHI | 2 vs SJ | 4 | Ante Razov | Pat Onstad | S | 57 |
| 10/31/2004 | CLB | 1 vs NE | 1 | Ross Paule | Matt Reis | S | 24 |
| 10/31/2004 | CLB | 1 vs NE | 1 | Tony Sanneh | Matt Reis | S | 73 |
| 11/06/2004 | NE | 3 at DC | 3 | Steve Ralston | Nick Rimando | G | 44 |
| 11/14/2004 | KC | 2 vs DC | 3 | Josh Wolff | Nick Rimando | G | 58 |
| 10/29/2005 | DAL | 2 vs COL | 2 | Carlos Ruiz | Joe Cannon | LP | 112 |
| 10/22/2006 | HOU | 1 at CHV | 2 | Dwayne De Rosario | Brad Guzan | S | 86 |
| 10/29/2006 | HOU | 2 vs CHV | 0 | Brad Davis | Brad Guzan | G | 64 |
| 11/05/2006 | COL | 1 at HOU | 3 | Jovan Kirovski | Pat Onstad | G | 4 |
| 11/08/2008 | CHV | 2 vs RSL | 2 | Sacha Kljestan | Nick Rimando | G | 30 |
| 11/09/2008 | NY | 3 at HOU | 0 | Juan Pablo Angel | Pat Onstad | G | 36 |
| 11/05/2009 | RSL | 3 at CLB | 2 | Robbie Findley | William Hesmer | G | 47+ |
| 11/08/2009 | LA | 1 vs CHV | 0 | Landon Donovan | Zach Thornton | G | 73 |
| 11/13/2009 | LA | 2 vs HOU | 0 | Landon Donovan | Pat Onstad | G | 109 |

Key: G – Goal; S – Saved; LP – Left Post; RP – Right Post

# 2012 IN REVIEW: APRIL

STANDINGS AND STATISTICS
as of APRIL 28

EASTERN CONFERENCE

| | G | W | L | T | PTS |
|---|---|---|---|---|---|
| Sporting KC | 8 | 7 | 1 | 0 | 21 |
| D.C. United | 9 | 4 | 2 | 3 | 15 |
| New York | 8 | 4 | 3 | 1 | 13 |
| Chicago | 6 | 2 | 2 | 2 | 8 |
| Houston | 6 | 2 | 2 | 2 | 8 |
| Montreal | 9 | 2 | 5 | 2 | 8 |
| Philadelphia | 7 | 2 | 4 | 1 | 7 |
| Columbus | 7 | 2 | 4 | 1 | 7 |
| New England | 7 | 2 | 5 | 0 | 6 |
| Toronto FC | 7 | 0 | 7 | 0 | 0 |

WESTERN CONFERENCE

| | G | W | L | T | PTS |
|---|---|---|---|---|---|
| San Jose | 8 | 6 | 1 | 1 | 19 |
| Real Salt Lake | 10 | 6 | 3 | 1 | 19 |
| Vancouver | 8 | 4 | 2 | 2 | 14 |
| Seattle | 6 | 4 | 1 | 1 | 13 |
| Colorado | 8 | 4 | 4 | 0 | 12 |
| FC Dallas | 9 | 3 | 3 | 3 | 12 |
| Los Angeles | 7 | 3 | 3 | 1 | 10 |
| Chivas USA | 8 | 3 | 5 | 0 | 9 |
| Portland | 8 | 2 | 5 | 1 | 7 |

GOLDEN BOOT

| PLAYER | TEAM | GP | GOALS |
|---|---|---|---|
| Thierry Henry | NY | 8 | 9 |
| Chris Wondolowski | SJ | 8 | 8 |
| Kenny Cooper | NY | 8 | 7 |
| Maicon Santos | DC | 9 | 6 |

4 players tied with 4

GOALKEEPING LEADERS

| PLAYER | TEAM | GAA | W-L-T | SHO |
|---|---|---|---|---|
| Jimmy Nielsen | KC | 0.38 | 7-1-0 | 5 |
| Michael Gspurning | SEA | 0.50 | 4-1-1 | 3 |
| Jon Busch | SJ | 0.75 | 6-1-1 | 3 |
| Joe Cannon | VAN | 0.80 | 3-2-2 | 5 |
| Chris Seitz | DAL | 1.00 | 0-1-2 | 0 |

## GREAT STARTS, ROCKY STARTS

Sporting Kansas City opened the 2012 MLS season with seven consecutive victories, the third-longest in MLS history. The LA Galaxy went 12-0 in 1996, winning the first eight in regulation time (two in all in a shootout), and the 1998 LA Galaxy started 9-0, winning the first game in a shootout.

Toronto FC lost their first nine games, the most ever by an MLS club to start the season, surpassing the then-Kansas City Wizards' 0-7 start to the 1999 campaign.

## THIERRY HENRY, OUT OF THE GATE

New York Red Bulls striker Thierry Henry became the first player in MLS history to be named MLS Player of the Week for three consecutive weeks when he took the honors for Weeks 3-5.

- Henry became only the third player in MLS history, and the first in 11 years, with multiple goals and at least one assist in each of 3 straight games. The others were Ante Razov (1999) and Diego Serna (2001).
- Over those three games (March 25-April 7), the Red Bulls scored 13 goals – tied for the fourth-most goals over a three-game span in MLS history (LA Galaxy had 15, June 4-18, 1998).
- Henry had seven goals after five games, the second-most in MLS history at that point, behind Landon Donovan's eight in 2008 for the LA Galaxy. (The Galaxy's Edson Buddle also had seven in 2010).

## LAST MAN STANDING

Starting in the First Kick match on March 10, Ramiro Corrales of the San Jose Earthquakes became the final player from the league's inaugural campaign to play in an MLS game.

- On Sept. 18, 1996, Corrales became the first teenager ever to score a goal in Major League Soccer. Corrales is one of only two players to score a goal in MLS in their teens, their 20s, and their 30s. The other is Edson Buddle.
- The referee in Corrales's MLS debut was Kevin Stott (April 28, 1996, San Jose vs. Los Angeles at the Rose Bowl). It was the second of Stott's 216 regular-season referee assignments in MLS.

## QUICK KICKS

- The Montréal Impact began their home history when they attracted a crowd of 58,912 to Olympic Stadium for a 1-1 draw with the Chicago Fire. Davy Arnaud became the first player to score a goal for the expansion club.
- Starting their season-long trend, the San Jose Earthquakes scored the game-winning goal in second-half stoppage-time in back-to-back games April 21-28. It was the third time in MLS history that occurred (Los Angeles, Sept. 14–21, 2002; D.C. United, July 27–Aug. 9, 2003)

## PLAYERS OF THE MONTH

Thierry Henry, New York Red Bulls (MARCH)
Chris Wondolowski, San Jose Earthquakes (APRIL)

Henry contributed five goals and three assists across four games in March, including three goals and an assist in the Red Bulls' 5-2 win March 31 over the Montreal Impact, lifting the Red Bulls to second place in the Eastern Conference.

Wondolowski recorded four goals and two assists over four matches in April, leading the Quakes to a record of 3-0-1 in April. Wondolowski scored in the opening six of eight matches this year.

PLAYERS OF THE WEEK
Week 1: Kalif Alhassan (Portland Timbers)
Week 2: David Estrada (Seattle Sounders FC)
Week 3: Thierry Henry (New York Red Bulls)
Week 4: Thierry Henry (New York Red Bulls)
Week 5: Thierry Henry (New York Red Bulls)
Week 6: Dan Kennedy (Chivas USA)
Week 7: Chris Pontius (D.C. United)
Week 8: Steven Lenhart (San Jose Earthquakes)

# 2012 IN REVIEW: MAY

STANDINGS AND STATISTICS
as of MAY 27

EASTERN CONFERENCE

| | G | W | L | T | P |
|---|---|---|---|---|---|
| D.C. United | 15 | 8 | 4 | 3 | 27 |
| New York | 13 | 8 | 3 | 2 | 26 |
| Sporting KC | 12 | 8 | 3 | 1 | 25 |
| Columbus | 12 | 5 | 4 | 3 | 18 |
| Chicago | 12 | 5 | 4 | 3 | 18 |
| Houston | 11 | 4 | 3 | 4 | 16 |
| New England | 12 | 4 | 7 | 1 | 13 |
| Montreal | 13 | 3 | 7 | 3 | 12 |
| Philadelphia | 11 | 2 | 7 | 2 | 8 |
| Toronto FC | 10 | 1 | 9 | 0 | 3 |

WESTERN CONFERENCE

| | G | W | L | T | P |
|---|---|---|---|---|---|
| Real Salt Lake | 14 | 9 | 3 | 2 | 29 |
| San Jose | 14 | 8 | 3 | 3 | 27 |
| Seattle | 13 | 7 | 3 | 3 | 24 |
| Colorado | 13 | 6 | 6 | 1 | 19 |
| Vancouver | 12 | 5 | 3 | 4 | 19 |
| Chivas USA | 13 | 4 | 6 | 3 | 15 |
| Portland | 12 | 3 | 5 | 4 | 13 |
| FC Dallas | 15 | 3 | 8 | 4 | 13 |
| Los Angeles | 13 | 3 | 8 | 2 | 11 |

GOLDEN BOOT

| PLAYER | TEAM | GP | GOALS |
|---|---|---|---|
| Kenny Cooper | NY | 13 | 11 |
| Chris Wondolowski | SJ | 12 | 11 |
| Thierry Henry | NY | 9 | 9 |
| Maicon Santos | DC | 13 | 7 |
| Saer Sene | NE | 11 | 7 |
| Alvaro Saborio | RSL | 14 | 6 |

GOALKEEPING LEADERS

| PLAYER | TEAM | GAA | W-L-T | SHO |
|---|---|---|---|---|
| Michael Gspurning | SEA | 0.46 | 5-1-1 | 3 |
| Bill Hamid | DC | 0.83 | 4-2-0 | 2 |
| Jimmy Nielsen | KC | 0.83 | 8-3-1 | 5 |
| Bryan Meredith | SEA | 0.92 | 2-2-2 | 2 |
| Nick Rimando | RSL | 1.00 | 8-3-1 | 4 |

## ANOTHER NEW STADIUM OPENS

A 67th-minute goal from Brad Davis was all the Houston Dynamo would need as they inaugurated their new BBVA Compass Stadium with a victory against D.C. United on May 12. The Dynamo's win was a seventh for clubs making their debut in stadiums specifically built or renovated with soccer in mind since the start of MLS.

## QUICK KICKS

- When the Montréal Impact played to a 1-1 draw with the LA Galaxy on May 12 at Olympic Stadium, the game drew a crowd of 60,860, the largest crowd in the history of Canadian professional soccer.
- Toronto FC finally put an end to their nine-game losing streak with a 1-0 win against Philadelphia Union on May 26 at BMO Field. The streak was three losses shy of the MLS record, set in 1999 by the MetroStars. The first nine of those losses were in regulation time. The MLS record for consecutive losses in regulation time is 10, set in 2005 by Real Salt Lake.
- But in the midst of that stretch, Toronto FC went undefeated in winning the Canadian Championship for a third consecutive season. They defeated Vancouver Whitecaps FC 2-1 on aggregate in the final, winning the second leg 1-0 at BMO Field on May 23.

## PLAYER OF THE MONTH

Dwayne De Rosario, D.C. United

De Rosario recorded four goals and two assists over six matches in May, guiding D.C. United to a 4-2-0 record in that span and first place in the Eastern Conference. The reigning league MVP was leading the league with eight assists at the end of the month, to go with five goals.

PLAYERS OF THE WEEK
Week 9: Chris Wondolowski (San Jose Earthquakes)
Week 10: Lee Nguyen (New England Revolution)
Week 11: Dwayne De Rosario (D.C. United)
Week 12: Emilio Renteria (Columbus Crew)

# 2012 IN REVIEW: JUNE

STANDINGS AND STATISTICS
as of JUNE 30

EASTERN CONFERENCE

| | G | W | L | T | P |
|---|---|---|---|---|---|
| D.C. United | 18 | 10 | 5 | 3 | 33 |
| New York | 17 | 9 | 4 | 4 | 31 |
| Sporting KC | 16 | 9 | 5 | 2 | 29 |
| Chicago | 16 | 8 | 5 | 3 | 27 |
| Houston | 16 | 6 | 5 | 5 | 23 |
| Columbus | 15 | 6 | 5 | 4 | 22 |
| New England | 16 | 5 | 7 | 4 | 19 |
| Montreal | 18 | 5 | 10 | 3 | 18 |
| Philadelphia | 14 | 3 | 9 | 2 | 11 |
| Toronto FC | 15 | 2 | 10 | 3 | 9 |

WESTERN CONFERENCE

| | G | W | L | T | P |
|---|---|---|---|---|---|
| San Jose | 17 | 11 | 3 | 3 | 36 |
| Real Salt Lake | 18 | 10 | 6 | 2 | 32 |
| Seattle | 17 | 7 | 5 | 5 | 26 |
| Vancouver | 16 | 7 | 4 | 5 | 26 |
| Colorado | 16 | 7 | 8 | 1 | 22 |
| Los Angeles | 17 | 6 | 9 | 2 | 20 |
| Chivas USA | 16 | 5 | 7 | 4 | 19 |
| Portland | 15 | 4 | 7 | 4 | 16 |
| FC Dallas | 17 | 3 | 9 | 5 | 14 |

GOLDEN BOOT

| PLAYER | TEAM | GP | GOALS |
|---|---|---|---|
| Chris Wondolowski | SJ | 15 | 14 |
| Kenny Cooper | NY | 17 | 11 |
| Will Bruin | HOU | 16 | 9 |
| Thierry Henry | NY | 11 | 9 |
| Chris Pontius | DC | 15 | 9 |

GOALKEEPING LEADERS

| PLAYER | TEAM | GAA | W-L-T | SHO |
|---|---|---|---|---|
| Michael Gspurning | SEA | 0.46 | 5-1-1 | 3 |
| Bill Hamid | DC | 0.89 | 6-3-0 | 4 |
| Andy Gruenebaum | CLB | 1.00 | 6-5-4 | 6 |
| Jimmy Nielsen | KC | 1.00 | 9-5-2 | 6 |
| Dan Kennedy | CHV | 1.13 | 5-7-4 | 4 |

## STADE SAPUTO OPENS FOR MLS

The second soccer-specific stadium to open in the league this season saw its first MLS game on June 16 when the Montréal Impact inaugurated Stade Saputo with a 4-1 win against Seattle Sounders FC. The Impact had an unprecedented opening to a new MLS stadium when they scored four games in each of their first two games in their new home, after a 4-2 triumph vs. Houston on June 23.

## QUICK KICKS

- Two teams made coaching changes within days of each other when Paul Mariner took over Toronto FC on June 7 following the dismissal of Aron Winter, and John Hackworth took over as manager of Philadelphia Union on June 13 after the departure of Peter Nowak.
- Sporting KC's Konrad Warzycha became the second son of a former MLS player (current Crew head coach Robert) when he came on as a substitute in a 2-0 win vs. Toronto FC on June 16. The first was SKC teammate Teal Bunbury (son of Alex).
- Seattle Sounders FC saw their 10-game road unbeaten streak – the second-longest in MLS history – put to an end in their 4-1 loss in Montréal on June 16. Their last loss away from CenturyLink Field had come last July 30 at Houston.

## PLAYER OF THE MONTH

Chris Wondolowski, San Jose Earthquakes

In three games in June, Wondolowski scored three times, including a game-winner against the LA Galaxy, a back heel off of a corner kick, to cap a two-goal comeback in the club's 4-3 victory. Wondolowski became the fifth player to win MLS Player of the Month twice in one season, the first since Juan Pablo Angel, then of the New York Red Bulls, received the accolades in consecutive months in May and June 2007.

PLAYERS OF THE WEEK
Week 15: Patrice Bernier (Montreal Impact)
Week 16: Landon Donovan (LA Galaxy)
Week 17: Danny Koevermans (Toronto FC)

# 2012 IN REVIEW: JULY

STANDINGS AND STATISTICS
as of JULY 29

EASTERN CONFERENCE

| | G | W | L | T | P |
|---|---|---|---|---|---|
| New York | 22 | 11 | 6 | 5 | 38 |
| Houston | 22 | 10 | 5 | 7 | 37 |
| Sporting KC | 22 | 11 | 7 | 4 | 37 |
| D.C. United | 20 | 10 | 7 | 3 | 33 |
| Chicago | 21 | 9 | 7 | 5 | 32 |
| Columbus | 19 | 8 | 7 | 4 | 28 |
| Montreal | 24 | 8 | 13 | 3 | 27 |
| Philadelphia | 19 | 7 | 10 | 2 | 23 |
| New England | 21 | 6 | 10 | 5 | 23 |
| Toronto FC | 21 | 5 | 12 | 4 | 19 |

WESTERN CONFERENCE

| | G | W | L | T | P |
|---|---|---|---|---|---|
| San Jose | 23 | 13 | 5 | 5 | 44 |
| Real Salt Lake | 23 | 13 | 7 | 3 | 42 |
| Seattle | 21 | 9 | 5 | 7 | 34 |
| Vancouver | 23 | 9 | 7 | 7 | 34 |
| Los Angeles | 23 | 10 | 10 | 3 | 33 |
| Chivas USA | 20 | 7 | 8 | 5 | 26 |
| Colorado | 22 | 7 | 14 | 1 | 22 |
| FC Dallas | 23 | 5 | 11 | 7 | 22 |
| Portland | 21 | 5 | 12 | 4 | 19 |

GOLDEN BOOT

| PLAYER | TEAM | GP | GOALS |
|---|---|---|---|
| Chris Wondolowski | SJ | 21 | 17 |
| Kenny Cooper | NY | 22 | 13 |
| Alvaro Saborio | RSL | 23 | 13 |
| Thierry Henry | NY | 15 | 11 |
| Will Bruin | HOU | 21 | 10 |

GOALKEEPING LEADERS

| PLAYER | TEAM | GAA | W-L-T | SHO |
|---|---|---|---|---|
| Michael Gspurning | SEA | 0.53 | 6-1-1 | 3 |
| Bill Hamid | DC | 0.87 | 6-3-0 | 4 |
| Jimmy Nielsen | KC | 0.95 | 11-7-4 | 9 |
| Dan Kennedy | CHV | 1.05 | 7-8-5 | 7 |
| Andy Gruenebaum | CLB | 1.05 | 8-7-4 | 7 |

## ALL-STAR GAME REMATCH

The MLS All-Stars claimed a dramatic victory in the 2012 AT&T MLS All-Star Game, defeated reigning UEFA Champions League holders Chelsea FC 3-2 at PPL Park in Chester, Pa. Down 2-1 in the second half, MLS All-Star Game MVP Chris Pontius (D.C. United) netted the equalizer in the 73rd minute, then he started the play that led to the match-winner from Seattle Sounders FC striker Eddie Johnson in stoppage time.

## THE 400 CLUB

With his start July 4 vs. Toronto FC, FC Dallas goalkeeper Kevin Hartman became the first player in MLS history to reach 400 league appearances for his career. Hartman made his MLS debut in 1997 with the Los Angeles Galaxy.

A look at the all-time appearance leaders at the conclusion of the season:

| | | |
|---|---|---|
| Kevin Hartman | LA/KC/DAL | 416 |
| Steve Ralston | TB/NE | 378 |
| Jeff Cunningham | CLB/COL/RSL/TOR/DAL | 365 |
| Jaime Moreno | DC/NY | 340 |
| Tyrone Marshall | COL/MIA/LA/TOR/SEA | 337 |

## QUICK KICKS

- FC Dallas put an end to their 13-game winless streak in the 2-1 win at Colorado on July 14, their first victory since April 14. It was tied for the fourth-longest winless run in MLS history.
- Seattle Sounders FC's 2-1 win July 15 vs. Colorado was their first victory since May 9. They went 0-4-5 in their club-record nine-game league winless run.
- The San Jose Earthquakes pulled off a dramatic 1-1 draw with the Chicago Fire on July 28. The 98th-minute equalizer from Steven Lenhart was the third-latest ever scored in MLS, and the second-latest scored to secure a result (an own goal was scored nine minutes into stoppage time in a 1-1 Dallas-Columbus draw in 2002).
- When World Cup winner Alessandro Nesta made his MLS debut for the Montréal Impact on July 28, he became the fourth World Cup winner to play in Major League Soccer, joining Branco (Brazil; MetroStars), Denilson (Brazil; FC Dallas) and Lothar Matthäus (Germany; MetroStars),

## PLAYER OF THE MONTH

Robbie Keane, LA Galaxy

Through six MLS matches in July, Keane netted five goals — including back-to-back braces on July 8 and July 14 — and added four assists to lead the Galaxy to a 4-1-1 record, the club's best month of the 2012 campaign. Keane combined with fellow LA Designated Players David Beckham and Landon Donovan to tally 11 goals and 11 assists for the team in July.

PLAYERS OF THE WEEK
Week 18: Álvaro Saborío (Real Salt Lake)
Week 19: Chris Wondolowski (San Jose Earthquakes)
Week 20: Calen Carr (Houston Dynamo)
Week 21: Jairo Arrieta (Columbus Crew)

# 2012 IN REVIEW: AUGUST

STANDINGS AND STATISTICS
as of AUGUST 31

EASTERN CONFERENCE

| | G | W | L | T | P |
|---|---|---|---|---|---|
| Sporting KC | 26 | 14 | 7 | 5 | 47 |
| New York | 27 | 13 | 7 | 7 | 46 |
| Houston | 26 | 11 | 6 | 9 | 42 |
| D.C. United | 26 | 12 | 9 | 5 | 41 |
| Chicago | 25 | 12 | 8 | 5 | 41 |
| Montreal | 28 | 12 | 13 | 3 | 39 |
| Columbus | 25 | 11 | 8 | 6 | 39 |
| Philadelphia | 24 | 7 | 13 | 4 | 25 |
| New England | 26 | 6 | 14 | 6 | 24 |
| Toronto FC | 26 | 5 | 15 | 6 | 21 |

WESTERN CONFERENCE

| | G | W | L | T | P |
|---|---|---|---|---|---|
| San Jose | 26 | 15 | 6 | 5 | 50 |
| Seattle | 25 | 12 | 6 | 7 | 43 |
| Real Salt Lake | 27 | 13 | 10 | 4 | 43 |
| Los Angeles | 27 | 12 | 11 | 4 | 40 |
| Vancouver | 27 | 10 | 10 | 7 | 37 |
| FC Dallas | 28 | 8 | 12 | 8 | 32 |
| Chivas USA | 24 | 7 | 10 | 7 | 28 |
| Portland | 26 | 7 | 13 | 6 | 27 |
| Colorado | 27 | 8 | 17 | 2 | 26 |

GOLDEN BOOT

| PLAYER | TEAM | GP | GOALS |
|---|---|---|---|
| Chris Wondolowski | SJ | 24 | 18 |
| Kenny Cooper | NY | 27 | 14 |
| Alvaro Saborio | RSL | 27 | 14 |
| 7 players tied with | | | 11 |

GOALKEEPING LEADERS

| PLAYER | TEAM | GAA | W-L-T | SHO |
|---|---|---|---|---|
| Michael Gspurning | SEA | 0.70 | 9-2-1 | 5 |
| Jimmy Nielsen | KC | 0.88 | 14-7-5 | 11 |
| Andy Gruenebaum | CLB | 1.15 | 9-8-6 | 7 |
| Tally Hall | HOU | 1.17 | 11-6-9 | 10 |
| Bill Hamid | DC | 1.19 | 8-5-2 | 5 |

## SPORTING MAKE OPEN CUP HISTORY

Sporting Kansas City won the second U.S. Open Cup in club history and ended the historic bid by Seattle Sounders FC, winning in a penalty shootout after a 1-1 draw over 120 minutes on Aug. 8 at Livestrong Sporting Park.

Known then as the Kansas City Wizards, they won the 2004 Open Cup. Sounders FC had won the previous three Open Cup titles and were looking for an unprecedented fourth consecutive title.

## DONOVAN'S FOUR-ASSIST NIGHT

Landon Donovan became the fourth player in MLS league history to record four assists in a game, setting up each one of the Galaxy's goals in their 4-0 victory Sunday vs. Chivas USA. The last player to record four assists in a game was Dwayne De Rosario, then with Houston, in the Dynamo's first-ever game (April 2, 2006).

## QUICK KICKS

- When Patrice Bernier converted a penalty kick in the Montréal Impact's 3-0 win vs. D.C. United on Aug. 25, it was the ninth penalty kick scored by the Impact this season, matching the MLS record for penalty kick goals in a season set by D.C. United in 2005.
- Federico Higuaín scored two stunning goals from free kicks in the Columbus Crew's 4-3 win against New England on Aug. 25, the first player to score twice directly from free kicks in the same game since Dwayne De Rosario did it for Toronto FC on Sept. 18, 2010 vs. Houston.
- Following their 3-0 victory against D.C. United on Aug. 25, the Impact extended their winning streak to five consecutive games, the longest winning streak for an expansion team since the end of the shootout era. The Chicago Fire won 11 consecutive games in their expansion season of 1998 (the final seven in regulation time).
- When Sal Zizzo scored Aug. 15 at Toronto FC, the goal ended the Portland Timbers MLS-record road goalless streak at 717 minutes. Shut out in seven consecutive road games, the Timbers had last scored away from home on April 14 when Kris Boyd scored against the LA Galaxy at The Home Depot Center. The mark surpassed the 683 minutes the New York Red Bulls went without a goal on their travels from March 19-June 13, 2009.
- Eddie Gaven of the Columbus Crew became the youngest player in league history to play in 250 games when he appeared Aug. 25 vs. New England. At age 25 years, 257 days, Gaven was nearly four years younger than the previous record-holder, Real Salt Lake's Kyle Beckerman (29 years, 42 days at game 250).
- At the Olympic Football Tournament in England, Honduras striker Jerry Bengtson of the New England Revolution scored three goals, tying him for third among all goalscorers in the event.

## PLAYER OF THE MONTH

Patrice Bernier, Montréal Impact

Bernier led the Impact to a 4-0-0 mark in August, contributing three goals and three assists. Bernier collected a goal and an assist as the Impact knocked off the MLS overall leader San Jose Earthquakes 3-1 on Aug. 18, then followed it up with a pair of goals and an assist in Montréal's crucial 3-0 Eastern Conference win vs. D.C. United a week later.

PLAYERS OF THE WEEK
Week 22: Eddie Johnson (Seattle Sounders FC)
Week 23: Landon Donovan (LA Galaxy)
Week 24: David Ferreira (FC Dallas)
Week 25: Federico Higuaín (Columbus Crew)
Week 26: Federico Higuaín (Columbus Crew)

# 2012 IN REVIEW: SEPTEMBER

STANDINGS AND STATISTICS
as of SEPTEMBER 30

EASTERN CONFERENCE

| | G | W | L | T | P |
|---|---|---|---|---|---|
| Sporting KC | 31 | 17 | 7 | 7 | 58 |
| New York | 31 | 15 | 8 | 8 | 53 |
| Chicago | 30 | 16 | 9 | 5 | 53 |
| D.C. United | 31 | 15 | 10 | 6 | 51 |
| Houston | 31 | 13 | 8 | 10 | 49 |
| Columbus | 31 | 14 | 11 | 6 | 48 |
| Montreal | 31 | 12 | 15 | 4 | 40 |
| Philadelphia | 29 | 8 | 15 | 6 | 30 |
| New England | 31 | 7 | 16 | 8 | 29 |
| Toronto FC | 31 | 5 | 19 | 7 | 22 |

WESTERN CONFERENCE

| | G | W | L | T | P |
|---|---|---|---|---|---|
| San Jose | 31 | 18 | 6 | 7 | 61 |
| Real Salt Lake | 31 | 16 | 11 | 4 | 52 |
| Los Angeles | 31 | 15 | 11 | 5 | 50 |
| Seattle | 30 | 13 | 7 | 10 | 49 |
| Vancouver | 31 | 10 | 12 | 9 | 39 |
| FC Dallas | 31 | 9 | 12 | 10 | 37 |
| Colorado | 31 | 9 | 18 | 4 | 31 |
| Portland | 31 | 7 | 15 | 9 | 30 |
| Chivas USA | 30 | 7 | 16 | 7 | 28 |

GOLDEN BOOT

| PLAYER | TEAM | GP | GOALS |
|---|---|---|---|
| Chris Wondolowski | SJ | 29 | 22 |
| Alvaro Saborio | RSL | 29 | 17 |
| Kenny Cooper | NY | 30 | 16 |
| Thierry Henry | NY | 22 | 14 |
| Robbie Keane | LA | 25 | 14 |

GOALKEEPING LEADERS

| PLAYER | TEAM | GAA | W-L-T | SHO |
|---|---|---|---|---|
| Michael Gspurning | SEA | 0.79 | 10-3-4 | 6 |
| Jimmy Nielsen | KC | 0.81 | 17-7-7 | 14 |
| Bill Hamid | DC | 1.04 | 11-6-3 | 7 |
| Nick Rimando | RSL | 1.10 | 15-11-3 | 11 |
| Tally Hall | HOU | 1.20 | 13-8-10 | 12 |

## PILING UP THE GOALS

When Steven Lenhart scored a late equalizer for a 3-3 draw vs. FC Dallas on Sept. 29, it was his 10th goal of the season. With the goal, the San Jose Earthquakes became the eighth team in MLS history to have a trio of goalscorers with double-digits in goals (Chris Wondolowski 22, Alan Gordon 13, Steven Lenhart 10) – the first in a decade, since Colorado had three in 2002. Of the eight, San Jose has had one twice (1996: Paul Bravo 13, Missael Espinoza 10, Eric Wynalda 10; 1997: Ronald Cerritos 12, Jeff Baicher 10, Lawrence Lozzano 10).

## LATE HEROICS

That Lenhart goal vs. FC Dallas was also marked the eighth time the Earthquakes tied or won a game with a goal in second-half stoppage time, by far an MLS single-season record. Three times previously a team had scored four goals in time added on to grab a win or draw, the last Philadelphia Union in 2010.

The Quakes scored 22 goals in the final 15 minutes plus added time during the season, and 40 of their 72 goals from the 60th minute onward.

## QUICK KICKS

- Scoring his first goals since July 28, the Red Bulls' Thierry Henry netted twice and added an assist in the 3-1 win Sept. 15 vs. Columbus. His second goal was one of the rarest in all of soccer – a "gol olimpico", directly from a corner kick.
- Landon Donovan recorded his 14th assist of the season Sept. 22 vs. Toronto FC, leaving him fourth on the all-time MLS assist leaderboard, with 108 assists in his league career. The next up: Preki, who had 112 assists in his MLS career.
- Following a scoreless draw vs. Philadelphia on Sept. 1, the New England Revolution saw their winless streak extended to 10 games, the longest in the club's 17-year history. They had gone winless over nine games on four separate occasions. The streak came to an end with a 2-0 win vs. Columbus on Sept. 5.
- Real Salt Lake remained winless all-time in the state of Texas after a 1-0 loss at Houston on Sept. 6. All-time combined vs. Houston and Dallas, over all competitions, Real are 0-17-3 in the Lone Star State.
- After Joel Lindpere scored in stoppage time, the New York Red Bulls seemed to have ended their New England hex. But Darrius Barnes scored later in added time, the equalizer for a 1-1 draw. New York has not won in New England since 2002. The Revolution have won 13 of 17 meetings in league and MLS Cup play since that last New York win.
- Following a 2-0 loss to the LA Galaxy at The Home Depot Center, the Colorado Rapids saw their losing streak on the road extended to nine games, a club record.

## PLAYER OF THE MONTH

Chris Wondolowski, San Jose Earthquakes

Through five MLS matches in September, Wondolowski registered four goals and two assists, including a brace as a substitute in San Jose's 2-2 draw with the Portland Timbers on Sept. 19. At the end of the month, Wondolowski was leading the 2012 Budweiser Golden Boot race with 22 goals. Wondolowski became the first player in MLS history to earn three MLS Player of the Month awards in a single season.

PLAYERS OF THE WEEK
Week 27: Eddie Johnson (Seattle Sounders FC)
Week 28: Thierry Henry (New York Red Bulls)
Week 29: Chris Wondolowski (San Jose Earthquakes)
Week 30: Thierry Henry (New York Red Bulls)

# 2012 IN REVIEW: OCTOBER

STANDINGS AND STATISTICS
as of OCTOBER 23

EASTERN CONFERENCE

| | G | W | L | T | P |
|---|---|---|---|---|---|
| Sporting KC | 34 | 18 | 7 | 9 | 63 |
| D.C. United | 34 | 17 | 10 | 7 | 58 |
| New York | 34 | 16 | 9 | 9 | 57 |
| Chicago | 34 | 17 | 11 | 6 | 57 |
| Houston | 34 | 14 | 9 | 11 | 53 |
| Columbus | 34 | 15 | 12 | 7 | 52 |
| Montreal | 34 | 12 | 16 | 6 | 42 |
| Philadelphia | 34 | 10 | 18 | 6 | 36 |
| New England | 34 | 9 | 17 | 8 | 35 |
| Toronto FC | 34 | 5 | 21 | 8 | 23 |

WESTERN CONFERENCE

| | G | W | L | T | P |
|---|---|---|---|---|---|
| San Jose | 34 | 19 | 6 | 9 | 66 |
| Real Salt Lake | 34 | 17 | 11 | 6 | 57 |
| Seattle | 34 | 15 | 8 | 11 | 56 |
| Los Angeles | 34 | 16 | 12 | 6 | 54 |
| Vancouver | 34 | 11 | 13 | 10 | 43 |
| FC Dallas | 34 | 9 | 13 | 12 | 39 |
| Colorado | 34 | 11 | 19 | 4 | 37 |
| Portland | 34 | 8 | 16 | 10 | 34 |
| Chivas USA | 34 | 7 | 18 | 9 | 30 |

GOALKEEPING LEADERS

| PLAYER | TEAM | GAA | W-L-T | SHO |
|---|---|---|---|---|
| Michael Gspurning | SEA | 0.73 | 12-4-5 | 8 |
| Jimmy Nielsen | KC | 0.79 | 18-7-9 | 15 |
| Bill Hamid | DC | 1.03 | 13-6-4 | 8 |
| Nick Rimando | RSL | 1.06 | 16-11-4 | 12 |
| Tally Hall | HOU | 1.19 | 14-8-11 | 12 |
| Sean Johnson | CHI | 1.24 | 16-10-5 | 5 |

GOLDEN BOOT

| PLAYER | TEAM | GP | GOALS |
|---|---|---|---|
| Chris Wondolowski | SJ | 32 | 27 |
| Kenny Cooper | NY | 33 | 18 |
| Alvaro Saborio | RSL | 31 | 17 |
| Robbie Keane | LA | 28 | 16 |
| Thierry Henry | NY | 25 | 15 |
| Eddie Johnson | SEA | 28 | 14 |
| Alan Gordon | SJ | 23 | 13 |
| Fredy Montero | SEA | 33 | 13 |

## WONDOLOWSKI JOINS PANTHEON OF LEGENDS

With a 24th-minute penalty kick in a 1-1 draw with Portland in the season finale on Oct. 27, San Jose Earthquakes striker Chris Wondolowski tied the MLS all-time single-season goalscoring record that had stood since the league's inaugural season, when Roy Lassiter scored 27 times for the Tampa Bay Mutiny.

Wondolowski won the MLS Golden Boot for the second time in three seasons (also 2010), and became the first player in MLS history to lead the league in goals scored for three consecutive years.

## AN IRRESISTABLE ATTACK

The San Jose Earthquakes had the most dynamic attack in more than a decade in Major League Soccer, ending the season with 72 goals scored in 34 games. The total was the third-highest in MLS history – behind only the marks set in 1998 by both the LA Galaxy (85) and D.C. United (74). At 2.12 goals per game, their average output was tied for fourth-best in MLS annals, the first team since the 2001 Miami Fusion to average better than two goals per game.

## DYNAMO HOME DOMINANCE

Played their first season in their new BBVA Compass Stadium, the Houston Dynamo became the fourth team in MLS history to go undefeated at home over the course of a single season, and the third in as many years, joining San Jose (2005), Real Salt Lake (2010) and LA Galaxy (2011).

The Dynamo also extended their home undefeated to 25 games in league play, the second-longest in MLS history, now just four games behind Real Salt Lake's all-time mark set 2009-11.

## QUICK KICKS

- Sporting KC goalkeeper Jimmy Nielsen recorded his 15th shutout of the season in a scoreless draw Oct. 20 vs. New York, the second-highest single season total in MLS history (KC's Tony Meola had 16 in 2000).
- Sporting Kansas City recorded the third-best defensive record in MLS history in 2012, conceding 27 goals in 34 games, an average of 0.79 goals per games. For the third time in the last four years, multiple teams allowed less than a goal per game, as Seattle Sounders FC allowed 0.97 goals per game. Three of the four best defensive seasons in league history have occurred in the last four seasons.
- Chivas USA and Toronto FC each ended the season with 14-game winless streak, matching the third-longest winless runs in MLS history. The record is 18 games without a win, set in 2006 by Real Salt Lake.
- Chivas USA also went more than 10 hours – 601 minutes in all – without a scoring a goal, between Sept. 15 and Oct. 3. It was the second-longest goalless drought in MLS history, behind the mark of 824 minutes set by Toronto FC in 2007.
- Seattle Sounders FC drew a crowd of 66,492 to CenturyLink Field for their Oct. 7 match with the Portland Timbers, the seventh-highest crowd in MLS history and second-biggest for a standalone league game. In all, there were five games with crowds of 50,000 or better during the season, a new MLS record. The league ended with total attendance above the 6 million mark for the first time ever.

PLAYERS OF THE WEEK
Week 31: Chris Wondolowski (San Jose Earthquakes)
Week 32: Brad Evans (Seattle Sounders FC)
Week 33: Kenny Cooper (New York Red Bulls)

# 2012 MLS STANDINGS & LEADERS

INCLUDES GAMES OF Sunday, October 28, 2012

| | OVERALL | | | | | | | | HOME | | | | | ROAD | | | | | |
|---|---|---|---|---|---|---|---|---|---|---|---|---|---|---|---|---|---|---|---|
| EASTERN | GP | W | L | T | PTS | GF | GA | GD | W | L | T | GF | GA | W | L | T | GF | GA |
| x Sporting KC | 34 | 18 | 7 | 9 | 63 | 42 | 27 | 15 | 10 | 3 | 4 | 22 | 12 | 8 | 4 | 5 | 20 | 15 |
| x D.C. United | 34 | 17 | 10 | 7 | 58 | 53 | 43 | 10 | 12 | 1 | 4 | 37 | 17 | 5 | 9 | 3 | 16 | 26 |
| x New York | 34 | 16 | 9 | 9 | 57 | 57 | 46 | 11 | 11 | 2 | 4 | 34 | 18 | 5 | 7 | 5 | 23 | 28 |
| x Chicago | 34 | 17 | 11 | 6 | 57 | 46 | 41 | 5 | 11 | 3 | 3 | 27 | 18 | 6 | 8 | 3 | 19 | 23 |
| x Houston | 34 | 14 | 9 | 11 | 53 | 48 | 41 | 7 | 11 | 0 | 6 | 31 | 12 | 3 | 9 | 5 | 17 | 29 |
| y Columbus | 34 | 15 | 12 | 7 | 52 | 44 | 44 | 0 | 11 | 3 | 3 | 28 | 21 | 4 | 9 | 4 | 16 | 23 |
| y Montreal | 34 | 12 | 16 | 6 | 42 | 45 | 51 | -6 | 10 | 4 | 3 | 31 | 19 | 2 | 12 | 3 | 14 | 32 |
| y Philadelphia | 34 | 10 | 18 | 6 | 36 | 37 | 45 | -8 | 7 | 8 | 2 | 22 | 20 | 3 | 10 | 4 | 15 | 25 |
| y New England | 34 | 9 | 17 | 8 | 35 | 39 | 44 | -5 | 7 | 4 | 6 | 23 | 15 | 2 | 13 | 2 | 16 | 29 |
| y Toronto FC | 34 | 5 | 21 | 8 | 23 | 36 | 62 | -26 | 3 | 9 | 5 | 15 | 25 | 2 | 12 | 3 | 21 | 37 |

| WESTERN | GP | W | L | T | PTS | GF | GA | GD | W | L | T | GF | GA | W | L | T | GF | GA |
|---|---|---|---|---|---|---|---|---|---|---|---|---|---|---|---|---|---|---|
| x San Jose | 34 | 19 | 6 | 9 | 66 | 72 | 43 | 29 | 10 | 1 | 6 | 43 | 22 | 9 | 5 | 3 | 29 | 21 |
| x Real Salt Lake | 34 | 17 | 11 | 6 | 57 | 46 | 35 | 11 | 11 | 4 | 2 | 27 | 15 | 6 | 7 | 4 | 19 | 20 |
| x Seattle | 34 | 15 | 8 | 11 | 56 | 51 | 33 | 18 | 11 | 4 | 2 | 27 | 11 | 4 | 4 | 9 | 24 | 22 |
| x Los Angeles | 34 | 16 | 12 | 6 | 54 | 59 | 47 | 12 | 10 | 6 | 1 | 31 | 20 | 6 | 6 | 5 | 28 | 27 |
| x Vancouver | 34 | 11 | 13 | 10 | 43 | 35 | 41 | -6 | 8 | 3 | 6 | 25 | 17 | 3 | 10 | 4 | 10 | 24 |
| y FC Dallas | 34 | 9 | 13 | 12 | 39 | 42 | 47 | -5 | 6 | 3 | 8 | 21 | 16 | 3 | 10 | 4 | 21 | 31 |
| y Colorado | 34 | 11 | 19 | 4 | 37 | 44 | 50 | -6 | 8 | 6 | 3 | 29 | 19 | 3 | 13 | 1 | 15 | 31 |
| y Portland | 34 | 8 | 16 | 10 | 34 | 34 | 56 | -22 | 7 | 4 | 6 | 24 | 21 | 1 | 12 | 4 | 10 | 35 |
| y Chivas USA | 34 | 7 | 18 | 9 | 30 | 24 | 58 | -34 | 3 | 11 | 3 | 9 | 30 | 4 | 7 | 6 | 15 | 28 |

**X** – indicates that the team has qualified for the playoffs
**Y** – indicates that the team has been eliminated from playoff contention

## RECENT RESULTS

**Sunday, October 28**
**Columbus 2 vs Toronto FC 1**
**FC Dallas 2 vs Chivas USA 2**
**Los Angeles 1 vs Seattle 0**

**Saturday, October 27**
**New York 3 at Philadelphia 0**
**New England 1 at Montreal 0**
**Chicago 1 vs D.C. United 1**
**Portland 1 vs San Jose 1**
**Real Salt Lake 0 vs Vancouver 0**
**Colorado 2 vs Houston 0**

| GAME-WINNING GOALS | TEAM | GP | GWG |
|---|---|---|---|
| Chris Wondolowski | SJ | 32 | 11 |
| Kenny Cooper | NY | 33 | 7 |
| Robbie Keane | LA | 28 | 6 |
| Chris Pontius | DC | 31 | 6 |
| Alvaro Saborio | RSL | 31 | 6 |
| Eddie Johnson | SEA | 28 | 5 |
| C.J. Sapong | KC | 31 | 5 |
| Fabian Espindola | RSL | 30 | 4 |
| Alan Gordon | SJ | 23 | 4 |
| Kei Kamara | KC | 33 | 4 |
| Graham Zusi | KC | 32 | 4 |

| GAME-WINNING ASSISTS | TEAM | GP | GWA |
|---|---|---|---|
| Landon Donovan | LA | 26 | 5 |
| Robbie Keane | LA | 28 | 5 |
| Javier Morales | RSL | 29 | 5 |
| Mauro Rosales | SEA | 27 | 5 |
| Graham Zusi | KC | 32 | 5 |
| Patrice Bernier | MTL | 27 | 4 |
| Brad Davis | HOU | 31 | 4 |
| Kei Kamara | KC | 33 | 4 |
| Chance Myers | KC | 30 | 4 |

13 players tied with 3

| SHOTS | TEAM | GP | SHOTS |
|---|---|---|---|
| Kei Kamara | KC | 33 | 134 |
| Chris Wondolowski | SJ | 32 | 127 |
| Fredy Montero | SEA | 33 | 126 |
| Robbie Keane | LA | 28 | 94 |
| Thierry Henry | NY | 25 | 88 |
| Alvaro Saborio | RSL | 31 | 87 |
| Kenny Cooper | NY | 33 | 84 |
| Graham Zusi | KC | 32 | 82 |
| Dwayne De Rosario | DC | 26 | 81 |
| Will Bruin | HOU | 32 | 78 |

| BUDWEISER GOLDEN BOOT | TEAM | GP | GOALS |
|---|---|---|---|
| Chris Wondolowski | SJ | 32 | 27 |
| Kenny Cooper | NY | 33 | 18 |
| Alvaro Saborio | RSL | 31 | 17 |
| Robbie Keane | LA | 28 | 16 |
| Thierry Henry | NY | 25 | 15 |
| Eddie Johnson | SEA | 28 | 14 |
| Alan Gordon | SJ | 23 | 13 |
| Fredy Montero | SEA | 33 | 13 |
| Will Bruin | HOU | 32 | 12 |
| Chris Pontius | DC | 31 | 12 |

| ASSISTS | TEAM | GP | ASTS |
|---|---|---|---|
| Graham Zusi | KC | 32 | 15 |
| Landon Donovan | LA | 26 | 14 |
| Marvin Chavez | SJ | 27 | 13 |
| Mauro Rosales | SEA | 27 | 13 |
| Brad Davis | HOU | 31 | 12 |
| Dwayne De Rosario | DC | 26 | 12 |
| Thierry Henry | NY | 25 | 12 |
| Felipe Martins | MTL | 30 | 10 |

| HAT TRICKS | TEAM | GP | HATS |
|---|---|---|---|
| Alvaro Saborio | RSL | 31 | 2 |
| Chris Wondolowski | SJ | 32 | 2 |
| David Estrada | SEA | 17 | 1 |
| Thierry Henry | NY | 25 | 1 |
| Fredy Montero | SEA | 33 | 1 |
| Chris Pontius | DC | 31 | 1 |

| MULTI-GOAL GAMES | TEAM | GP | GAMES |
|---|---|---|---|
| Chris Wondolowski | SJ | 32 | 6 |
| Kenny Cooper | NY | 33 | 5 |
| Alvaro Saborio | RSL | 31 | 5 |
| Thierry Henry | NY | 25 | 4 |
| Robbie Keane | LA | 28 | 4 |
| Jairo Arrieta | CLB | 18 | 3 |
| Steven Lenhart | SJ | 26 | 3 |

12 players tied with 2

| SHOTS ON GOAL | TEAM | GP | SOG |
|---|---|---|---|
| Chris Wondolowski | SJ | 32 | 55 |
| Kei Kamara | KC | 33 | 49 |
| Kenny Cooper | NY | 33 | 46 |
| Fredy Montero | SEA | 33 | 46 |
| Robbie Keane | LA | 28 | 43 |
| Alvaro Saborio | RSL | 31 | 40 |
| Thierry Henry | NY | 25 | 37 |
| Will Bruin | HOU | 32 | 35 |
| Saer Sene | NE | 25 | 35 |
| Steven Lenhart | SJ | 26 | 33 |

## GOALKEEPING LEADERS

| | TEAM | GP | MIN | SHTS | SVS | GA | GAA | W-L-T | SHO |
|---|---|---|---|---|---|---|---|---|---|
| Michael Gspurning | SEA | 21 | 1845 | 74 | 59 | 15 | 0.73 | 12-4-5 | 8 |
| Jimmy Nielsen | KC | 34 | 3060 | 104 | 77 | 27 | 0.79 | 18-7-9 | 15 |
| Bill Hamid | DC | 24 | 2087 | 112 | 88 | 24 | 1.03 | 13-6-4 | 8 |
| Nick Rimando | RSL | 31 | 2790 | 116 | 83 | 33 | 1.06 | 16-11-4 | 12 |
| Tally Hall | HOU | 33 | 2946 | 127 | 88 | 39 | 1.19 | 14-8-11 | 12 |
| Sean Johnson | CHI | 31 | 2766 | 146 | 108 | 38 | 1.24 | 16-10-5 | 5 |
| Andy Gruenebaum | CLB | 33 | 2920 | 165 | 124 | 41 | 1.26 | 13-12-7 | 8 |
| Jon Busch | SJ | 32 | 2835 | 117 | 77 | 40 | 1.27 | 17-5-9 | 7 |
| Bill Gaudette | NY* | 15 | 1350 | 58 | 38 | 20 | 1.33 | 5-5-5 | 3 |
| Josh Saunders | LA | 27 | 2430 | 116 | 80 | 36 | 1.33 | 16-7-4 | 9 |
| Zac MacMath | PHI | 32 | 2880 | 136 | 93 | 43 | 1.34 | 10-17-5 | 8 |
| Joe Cannon | VAN | 26 | 2277 | 107 | 73 | 34 | 1.34 | 8-10-7 | 8 |
| Troy Perkins | MTL* | 31 | 2767 | 144 | 101 | 43 | 1.40 | 8-14-8 | 7 |
| Kevin Hartman | DAL | 30 | 2700 | 140 | 98 | 42 | 1.40 | 9-11-10 | 6 |
| Matt Reis | NE | 27 | 2430 | 131 | 92 | 39 | 1.44 | 6-14-7 | 6 |
| Ryan Meara | NY | 18 | 1620 | 86 | 59 | 27 | 1.50 | 9-5-4 | 3 |
| Matt Pickens | COL | 32 | 2859 | 156 | 107 | 49 | 1.54 | 9-19-4 | 7 |
| Donovan Ricketts | POR* | 33 | 2913 | 139 | 87 | 52 | 1.61 | 12-14-5 | 5 |
| Dan Kennedy | CHV | 32 | 2880 | 163 | 109 | 54 | 1.69 | 7-17-8 | 7 |
| Milos Kocic | TOR | 27 | 2430 | 129 | 82 | 47 | 1.74 | 5-16-6 | 3 |

Minimum: 1000 minutes played

## SAVES

| PLAYER | TEAM | GP | SVS |
|---|---|---|---|
| Andy Gruenebaum | CLB | 33 | 124 |
| Dan Kennedy | CHV | 32 | 109 |
| Sean Johnson | CHI | 31 | 108 |
| Matt Pickens | COL | 32 | 107 |
| Troy Perkins | MTL* | 31 | 101 |
| Kevin Hartman | DAL | 30 | 98 |
| Zac MacMath | PHI | 32 | 93 |
| Matt Reis | NE | 27 | 92 |
| Tally Hall | HOU | 33 | 88 |
| Bill Hamid | DC | 24 | 88 |

## SAVES PERCENTAGE

| PLAYER | TEAM | GP | SAVES | SOG | PCT |
|---|---|---|---|---|---|
| Bill Hamid | DC | 22 | 81 | 103 | 78.6 |
| Sean Johnson | CHI | 29 | 104 | 137 | 75.9 |
| Andy Gruenebaum | CLB | 30 | 113 | 150 | 75.3 |
| Michael Gspurning | SEA | 17 | 44 | 59 | 74.6 |
| Jimmy Nielsen | KC | 31 | 66 | 89 | 74.2 |
| Nick Rimando | RSL | 30 | 81 | 114 | 71.1 |
| Matt Reis | NE | 27 | 92 | 133 | 69.2 |
| Matt Pickens | COL | 32 | 107 | 155 | 69.0 |
| Zac MacMath | PHI | 29 | 84 | 122 | 68.9 |

Minimum: 30 saves

## GOALKEEPER WINS

| PLAYER | TEAM | GP | WON |
|---|---|---|---|
| Jimmy Nielsen | KC | 34 | 18 |
| Jon Busch | SJ | 32 | 17 |
| Sean Johnson | CHI | 31 | 16 |
| Nick Rimando | RSL | 31 | 16 |
| Josh Saunders | LA | 27 | 16 |
| Tally Hall | HOU | 33 | 14 |
| Andy Gruenebaum | CLB | 33 | 13 |
| Bill Hamid | DC | 24 | 13 |
| Michael Gspurning | SEA | 21 | 12 |
| Donovan Ricketts | POR* | 33 | 12 |

## LONGEST SHUTOUT STREAKS (MINUTES)

| PLAYER | MIN | START | END |
|---|---|---|---|
| Jimmy Nielsen, KC | 414 | 3/25/2012 | 4/18/2012 |
| Zac MacMath, PHI | 408 | 3/24/2012 | 4/28/2012 |
| Jimmy Nielsen, KC | 392 | 9/14/2012 | 10/07/2012 |
| Joe Cannon, VAN | 379 | 3/10/2012 | 4/07/2012 |
| Tally Hall, HOU | 379 | 7/18/2012 | 8/10/2012 |
| Troy Perkins, POR | 376 | 4/21/2012 | 5/20/2012 |
| Michael Gspurning, SEA | 370 | 9/22/2012 | 10/21/2012 |
| Tally Hall, HOU | 356 | 6/30/2012 | 7/18/2012 |
| Josh Saunders, LA | 351 | 8/15/2012 | 9/22/2012 |
| Michael Gspurning, SEA | 335 | 3/31/2012 | 4/28/2012 |

## GOALKEEPER LOSSES

| PLAYER | TEAM | GP | LOST |
|---|---|---|---|
| Matt Pickens | COL | 32 | 19 |
| Dan Kennedy | CHV | 32 | 17 |
| Zac MacMath | PHI | 32 | 17 |
| Milos Kocic | TOR | 27 | 16 |
| Troy Perkins | MTL* | 31 | 14 |
| Matt Reis | NE | 27 | 14 |
| Donovan Ricketts | POR* | 33 | 14 |
| Andy Gruenebaum | CLB | 33 | 12 |
| Kevin Hartman | DAL | 30 | 11 |
| Nick Rimando | RSL | 31 | 11 |

## CORNER KICKS

| PLAYER | TEAM | GP | CK |
|---|---|---|---|
| Graham Zusi | KC | 32 | 150 |
| David Beckham | LA | 24 | 119 |
| Martin Rivero | COL | 30 | 117 |
| Brad Davis | HOU | 31 | 112 |
| Javier Morales | RSL | 29 | 97 |
| Marvin Chavez | SJ | 27 | 82 |
| Mauro Rosales | SEA | 27 | 76 |
| Torsten Frings | TOR | 20 | 70 |
| Thierry Henry | NY | 25 | 70 |
| Freddy Adu | PHI | 24 | 65 |

## GOALKEEPER SHUTOUTS

| PLAYER | TEAM | GP | SHO |
|---|---|---|---|
| Jimmy Nielsen | KC | 34 | 15 |
| Tally Hall | HOU | 33 | 12 |
| Nick Rimando | RSL | 31 | 12 |
| Josh Saunders | LA | 27 | 9 |
| Joe Cannon | VAN | 26 | 8 |
| Andy Gruenebaum | CLB | 33 | 8 |
| Michael Gspurning | SEA | 21 | 8 |
| Bill Hamid | DC | 24 | 8 |
| Zac MacMath | PHI | 32 | 8 |

4 players tied with 7

## OFFSIDES

| | TEAM | GP | OFF |
|---|---|---|---|
| Jairo Arrieta | CLB | 18 | 41 |
| Marco Di Vaio | MTL | 17 | 40 |
| Alvaro Saborio | RSL | 31 | 37 |
| Eddie Johnson | SEA | 28 | 35 |
| Dwayne De Rosario | DC | 26 | 34 |
| Lionard Pajoy | DC* | 32 | 34 |
| Dominic Oduro | CHI | 33 | 31 |
| Jack McInerney | PHI | 25 | 29 |
| Kris Boyd | POR | 26 | 28 |
| Chris Wondolowski | SJ | 32 | 28 |

## FOULS COMMITTED

| PLAYER | TEAM | GP | FC |
|---|---|---|---|
| Michael Farfan | PHI | 32 | 74 |
| Diego Chara | POR | 28 | 72 |
| Eric Hassli | TOR* | 25 | 63 |
| Fredy Montero | SEA | 33 | 63 |
| Jeff Larentowicz | COL | 32 | 61 |
| Dane Richards | VAN* | 29 | 60 |
| Gershon Koffie | VAN | 29 | 59 |
| Kyle Beckerman | RSL | 30 | 57 |
| Aurelien Collin | KC | 29 | 57 |
| Marcelo Sarvas | LA | 27 | 57 |

## FOULS SUFFERED

| PLAYER | TEAM | GP | FS |
|---|---|---|---|
| Patrick Nyarko | CHI | 34 | 84 |
| Davy Arnaud | MTL | 33 | 74 |
| Benny Feilhaber | NE | 29 | 70 |
| Gershon Koffie | VAN | 29 | 70 |
| Felipe Martins | MTL | 30 | 70 |
| Javier Morales | RSL | 29 | 69 |
| Fredy Montero | SEA | 33 | 68 |
| Michael Farfan | PHI | 32 | 64 |
| Kei Kamara | KC | 33 | 63 |
| Eddie Gaven | CLB | 34 | 61 |
| Martin Rivero | COL | 30 | 61 |

## CAUTIONS (YELLOWS)

| | TEAM | GP | CAUT |
|---|---|---|---|
| Oswaldo Minda | CHV | 22 | 13 |
| Diego Chara | POR | 28 | 10 |
| Gershon Koffie | VAN | 29 | 9 |
| Sanna Nyassi | MTL | 28 | 9 |
| Dane Richards | VAN* | 29 | 9 |
| Osvaldo Alonso | SEA | 30 | 8 |
| Eric Hassli | TOR* | 25 | 8 |
| Jeff Larentowicz | COL | 32 | 8 |
| 17 players tied with 7 | | | |

## EJECTIONS (RED CARDS)

| | TEAM | GP | EJECT |
|---|---|---|---|
| Logan Emory | TOR | 23 | 2 |
| Daniel Hernandez | DAL | 28 | 2 |
| Jason Hernandez | SJ | 25 | 2 |
| Zach Loyd | DAL | 32 | 2 |
| Darren Mattocks | VAN | 21 | 2 |
| Gonzalo Segares | CHI | 31 | 2 |
| 47 players tied with 1 | | | |

## GAMES PLAYED

| | TEAM | GP |
|---|---|---|
| Sean Franklin | LA | 34 |
| Eddie Gaven | CLB | 34 |
| Joel Lindpere | NY | 34 |
| Drew Moor | COL | 34 |
| Jimmy Nielsen | KC | 34 |
| Patrick Nyarko | CHI | 34 |
| 22 players tied with 33 | | |

## GAMES STARTED

| | TEAM | GS |
|---|---|---|
| Eddie Gaven | CLB | 34 |
| Drew Moor | COL | 34 |
| Jimmy Nielsen | KC | 34 |
| 12 players tied with 33 | | |

## MINUTES PLAYED

| | TEAM | MIN |
|---|---|---|
| Drew Moor | COL | 3060 |
| Jimmy Nielsen | KC | 3060 |
| Eddie Gaven | CLB | 2990 |
| Lee Young-Pyo | VAN | 2970 |
| Justin Morrow | SJ | 2970 |
| Brandon McDonald | DC | 2963 |
| Steven Beitashour | SJ | 2955 |
| Tally Hall | HOU | 2946 |
| Sean Franklin | LA | 2937 |
| Bobby Boswell | HOU | 2930 |

## TEAM ATTENDANCE REPORT

| | HOME GAMES | | | ROAD GAMES | | |
|---|---|---|---|---|---|---|
| | DATES | TOTAL | AVERAGE | DATES | TOTAL | AVERAGE |
| Chicago Fire | 17 | 278,947 | 16,409 | 17 | 333,635 | 19,626 |
| Chivas USA | 17 | 221,950 | 13,056 | 17 | 288,609 | 16,977 |
| Colorado Rapids | 17 | 257,972 | 15,175 | 17 | 312,595 | 18,388 |
| Columbus Crew | 17 | 244,752 | 14,397 | 17 | 302,712 | 17,807 |
| FC Dallas | 17 | 241,390 | 14,199 | 17 | 300,984 | 17,705 |
| D.C. United | 17 | 235,382 | 13,846 | 17 | 310,014 | 18,236 |
| Houston Dynamo | 17 | 357,251 | 21,015 | 17 | 293,116 | 17,242 |
| Sporting Kansas City | 17 | 329,874 | 19,404 | 17 | 314,842 | 18,520 |
| LA Galaxy | 17 | 393,319 | 23,136 | 17 | 459,436 | 27,026 |
| Montreal Impact | 17 | 387,124 | 22,772 | 17 | 285,955 | 16,821 |
| New England Revolution | 17 | 238,025 | 14,001 | 17 | 291,203 | 17,130 |
| New York Red Bulls | 17 | 310,782 | 18,281 | 17 | 314,189 | 18,482 |
| Philadelphia Union | 17 | 306,904 | 18,053 | 17 | 322,058 | 18,945 |
| Portland Timbers | 17 | 347,446 | 20,438 | 17 | 335,088 | 19,711 |
| Real Salt Lake | 17 | 324,482 | 19,087 | 17 | 333,221 | 19,601 |
| San Jose Earthquakes | 17 | 225,977 | 13,293 | 17 | 337,158 | 19,833 |
| Seattle Sounders FC | 17 | 733,441 | 43,144 | 17 | 283,567 | 16,680 |
| Toronto FC | 17 | 308,630 | 18,155 | 17 | 334,578 | 19,681 |
| Vancouver Whitecaps FC | 17 | 331,081 | 19,475 | 17 | 321,769 | 18,928 |
| MLS Totals | 323 | 6,074,729 | 18,807 | 323 | 6,074,729 | 18,807 |

## GOAL-SCORING TOTALS

| TEAM | OVERALL RECORD | GOALS FOR TOTAL | GOALS FOR AVG | GOALS AGAINST TOTAL | GOALS AGAINST AVG | |
|---|---|---|---|---|---|---|
| San Jose Earthquakes | 19-6-9 | 72 | 2.12 | 43 | 1.26 | (7th) |
| LA Galaxy | 16-12-6 | 59 | 1.74 | 47 | 1.38 | (13th) |
| New York Red Bulls | 16-9-9 | 57 | 1.68 | 46 | 1.35 | (12th) |
| D.C. United | 17-10-7 | 53 | 1.56 | 43 | 1.26 | (7th) |
| Seattle Sounders FC | 15-8-11 | 51 | 1.50 | 33 | 0.97 | (2d) |
| Houston Dynamo | 14-9-11 | 48 | 1.41 | 41 | 1.21 | (4th) |
| Chicago Fire | 17-11-6 | 46 | 1.35 | 41 | 1.21 | (4th) |
| Real Salt Lake | 17-11-6 | 46 | 1.35 | 35 | 1.03 | (3d) |
| Montreal Impact | 12-16-6 | 45 | 1.32 | 51 | 1.50 | (16th) |
| Colorado Rapids | 11-19-4 | 44 | 1.29 | 50 | 1.47 | (15th) |
| Columbus Crew | 15-12-7 | 44 | 1.29 | 44 | 1.29 | (9th) |
| FC Dallas | 9-13-12 | 42 | 1.24 | 47 | 1.38 | (13th) |
| Sporting Kansas City | 18-7-9 | 42 | 1.24 | 27 | 0.79 | (1st) |
| New England Revolution | 9-17-8 | 39 | 1.15 | 44 | 1.29 | (9th) |
| Philadelphia Union | 10-18-6 | 37 | 1.09 | 45 | 1.32 | (11th) |
| Toronto FC | 5-21-8 | 36 | 1.06 | 62 | 1.82 | (19th) |
| Vancouver Whitecaps FC | 11-13-10 | 35 | 1.03 | 41 | 1.21 | (4th) |
| Portland Timbers | 8-16-10 | 34 | 1.00 | 56 | 1.65 | (17th) |
| Chivas USA | 7-18-9 | 24 | 0.71 | 58 | 1.71 | (18th) |
| | | 854 | 2.64 goals per game | | | |

## TEAM RANKS

| | G | A | SHT | SOG | BLK | FC | FS | OFF | CK | C |
|---|---|---|---|---|---|---|---|---|---|---|
| Chicago Fire | 7 | 12 | 5 | 4 | 17 | 19 | 8 | 13 | 9 | 14 |
| Chivas USA | 19 | 17 | 16 | 17 | 5 | 9 | 6 | 18 | 4 | 10 |
| Colorado Rapids | 10 | 10 | 6 | 6 | 14 | 12 | 7 | 17 | 16 | 18 |
| Columbus Crew | 10 | 12 | 4 | 11 | 12 | 13 | 13 | 2 | 13 | 8 |
| FC Dallas | 12 | 15 | 15 | 14 | 1 | 11 | 1 | 14 | 8 | 16 |
| D.C. United | 4 | 4 | 8 | 4 | 14 | 15 | 14 | 3 | 11 | 15 |
| Houston Dynamo | 6 | 6 | 11 | 8 | 12 | 17 | 17 | 9 | 19 | 19 |
| Sporting Kansas City | 12 | 7 | 1 | 7 | 17 | 3 | 10 | 19 | 1 | 12 |
| LA Galaxy | 2 | 2 | 3 | 2 | 10 | 10 | 15 | 16 | 2 | 13 |
| Montreal Impact | 9 | 8 | 9 | 9 | 6 | 8 | 9 | 1 | 17 | 7 |
| New England Revolution | 14 | 16 | 7 | 3 | 10 | 18 | 3 | 15 | 12 | 17 |
| New York Red Bulls | 3 | 3 | 17 | 10 | 1 | 14 | 19 | 11 | 14 | 2 |
| Philadelphia Union | 15 | 19 | 18 | 19 | 6 | 2 | 4 | 4 | 5 | 5 |
| Portland Timbers | 18 | 17 | 12 | 16 | 4 | 16 | 12 | 8 | 5 | 6 |
| Real Salt Lake | 7 | 8 | 14 | 11 | 17 | 4 | 15 | 7 | 15 | 3 |
| San Jose Earthquakes | 1 | 1 | 2 | 1 | 1 | 6 | 11 | 5 | 3 | 3 |
| Seattle Sounders FC | 5 | 4 | 10 | 13 | 6 | 5 | 5 | 10 | 9 | 10 |
| Toronto FC | 16 | 10 | 13 | 14 | 14 | 7 | 18 | 12 | 5 | 8 |
| Vancouver Whitecaps FC | 17 | 14 | 19 | 18 | 6 | 1 | 1 | 5 | 18 | 1 |

## HOME RECORDS

| TEAM | W | L | T | PCT |
|---|---|---|---|---|
| Houston Dynamo | 11 | 0 | 6 | .824 |
| D.C. United | 12 | 1 | 4 | .824 |
| New York Red Bulls | 11 | 2 | 4 | .765 |
| San Jose Earthquakes | 10 | 1 | 6 | .765 |
| Columbus Crew | 11 | 3 | 3 | .735 |
| Chicago Fire | 11 | 3 | 3 | .735 |
| Sporting Kansas City | 10 | 3 | 4 | .706 |
| Real Salt Lake | 11 | 4 | 2 | .706 |
| Seattle Sounders FC | 11 | 4 | 2 | .706 |
| Montreal Impact | 10 | 4 | 3 | .676 |
| Vancouver Whitecaps FC | 8 | 3 | 6 | .647 |
| LA Galaxy | 10 | 6 | 1 | .618 |
| New England Revolution | 7 | 4 | 6 | .588 |
| FC Dallas | 6 | 3 | 8 | .588 |
| Portland Timbers | 7 | 4 | 6 | .588 |
| Colorado Rapids | 8 | 6 | 3 | .559 |
| Philadelphia Union | 7 | 8 | 2 | .471 |
| Toronto FC | 3 | 9 | 5 | .324 |
| Chivas USA | 3 | 11 | 3 | .265 |

## ROAD RECORDS

| TEAM | W | L | T | PCT |
|---|---|---|---|---|
| Sporting Kansas City | 8 | 4 | 5 | .618 |
| San Jose Earthquakes | 9 | 5 | 3 | .618 |
| Seattle Sounders FC | 4 | 4 | 9 | .500 |
| LA Galaxy | 6 | 6 | 5 | .500 |
| Real Salt Lake | 6 | 7 | 4 | .471 |
| Chicago Fire | 6 | 8 | 3 | .441 |
| New York Red Bulls | 5 | 7 | 5 | .441 |
| Chivas USA | 4 | 7 | 6 | .412 |
| D.C. United | 5 | 9 | 3 | .382 |
| Columbus Crew | 4 | 9 | 4 | .353 |
| Houston Dynamo | 3 | 9 | 5 | .324 |
| FC Dallas | 3 | 10 | 4 | .294 |
| Philadelphia Union | 3 | 10 | 4 | .294 |
| Vancouver Whitecaps FC | 3 | 10 | 4 | .294 |
| Toronto FC | 2 | 12 | 3 | .206 |
| Montreal Impact | 2 | 12 | 3 | .206 |
| Colorado Rapids | 3 | 13 | 1 | .206 |
| Portland Timbers | 1 | 12 | 4 | .176 |
| New England Revolution | 2 | 13 | 2 | .176 |

## OVERALL WIN-LOSS BREAKDOWN

| TEAM | HOME W | HOME L | HOME T | HOME PCT | ROAD W | ROAD L | ROAD T | ROAD PCT | HOME GF | HOME GA | ROAD GF | ROAD GA |
|---|---|---|---|---|---|---|---|---|---|---|---|---|
| Chicago Fire | 11 | 3 | 3 | .735 | 6 | 8 | 3 | .441 | 27 | 18 | 19 | 23 |
| Chivas USA | 3 | 11 | 3 | .265 | 4 | 7 | 6 | .412 | 9 | 30 | 15 | 28 |
| Colorado Rapids | 8 | 6 | 3 | .559 | 3 | 13 | 1 | .206 | 29 | 19 | 15 | 31 |
| Columbus Crew | 11 | 3 | 3 | .735 | 4 | 9 | 4 | .353 | 28 | 21 | 16 | 23 |
| FC Dallas | 6 | 3 | 8 | .588 | 3 | 10 | 4 | .294 | 21 | 16 | 21 | 31 |
| D.C. United | 12 | 1 | 4 | .824 | 5 | 9 | 3 | .382 | 37 | 17 | 16 | 26 |
| Houston Dynamo | 11 | 0 | 6 | .824 | 3 | 9 | 5 | .324 | 31 | 12 | 17 | 29 |
| Sporting Kansas City | 10 | 3 | 4 | .706 | 8 | 4 | 5 | .618 | 22 | 12 | 20 | 15 |
| LA Galaxy | 10 | 6 | 1 | .618 | 6 | 6 | 5 | .500 | 31 | 20 | 28 | 27 |
| Montreal Impact | 10 | 4 | 3 | .676 | 2 | 12 | 3 | .206 | 31 | 19 | 14 | 32 |
| New England Revolution | 7 | 4 | 6 | .588 | 2 | 13 | 2 | .176 | 23 | 15 | 16 | 29 |
| New York Red Bulls | 11 | 2 | 4 | .765 | 5 | 7 | 5 | .441 | 34 | 18 | 23 | 28 |
| Philadelphia Union | 7 | 8 | 2 | .471 | 3 | 10 | 4 | .294 | 22 | 20 | 15 | 25 |
| Portland Timbers | 7 | 4 | 6 | .588 | 1 | 12 | 4 | .176 | 24 | 21 | 10 | 35 |
| Real Salt Lake | 11 | 4 | 2 | .706 | 6 | 7 | 4 | .471 | 27 | 15 | 19 | 20 |
| San Jose Earthquakes | 10 | 1 | 6 | .765 | 9 | 5 | 3 | .618 | 43 | 22 | 29 | 21 |
| Seattle Sounders FC | 11 | 4 | 2 | .706 | 4 | 4 | 9 | .500 | 27 | 11 | 24 | 22 |
| Toronto FC | 3 | 9 | 5 | .324 | 2 | 12 | 3 | .206 | 15 | 25 | 21 | 37 |
| Vancouver Whitecaps FC | 8 | 3 | 6 | .647 | 3 | 10 | 4 | .294 | 25 | 17 | 10 | 24 |

## TEAM TOTALS

| TEAM | GP | G | A | SHT | SOG | PG | PA | BK | FC | FS | OFF | CK | C |
|---|---|---|---|---|---|---|---|---|---|---|---|---|---|
| Chicago Fire | 34 | 46 | 39 | 460 | 163 | 2 | 3 | 0 | 349 | 421 | 75 | 158 | 48 |
| Chivas USA | 34 | 24 | 28 | 397 | 120 | 3 | 3 | 6 | 424 | 431 | 56 | 179 | 53 |
| Colorado Rapids | 34 | 44 | 41 | 459 | 162 | 3 | 4 | 1 | 415 | 426 | 62 | 145 | 39 |
| Columbus Crew | 34 | 44 | 39 | 466 | 151 | 2 | 3 | 2 | 412 | 393 | 111 | 149 | 54 |
| FC Dallas | 34 | 42 | 33 | 403 | 140 | 2 | 5 | 8 | 420 | 504 | 72 | 160 | 43 |
| D.C. United | 34 | 53 | 52 | 451 | 163 | 1 | 2 | 1 | 390 | 390 | 106 | 157 | 47 |
| Houston Dynamo | 34 | 48 | 48 | 423 | 157 | 6 | 7 | 2 | 372 | 377 | 81 | 136 | 34 |
| Sporting Kansas City | 34 | 42 | 47 | 542 | 158 | 3 | 4 | 0 | 456 | 414 | 54 | 199 | 52 |
| LA Galaxy | 34 | 59 | 61 | 480 | 179 | 3 | 4 | 3 | 421 | 391 | 67 | 188 | 50 |
| Montreal Impact | 34 | 45 | 43 | 443 | 156 | 9 | 9 | 5 | 427 | 417 | 114 | 143 | 55 |
| New England Revolution | 34 | 39 | 31 | 455 | 178 | 2 | 2 | 3 | 360 | 483 | 68 | 154 | 40 |
| New York Red Bulls | 34 | 57 | 56 | 394 | 153 | 3 | 3 | 8 | 410 | 351 | 77 | 148 | 59 |
| Philadelphia Union | 34 | 37 | 23 | 377 | 112 | 5 | 6 | 5 | 464 | 435 | 93 | 172 | 57 |
| Portland Timbers | 34 | 34 | 28 | 421 | 133 | 0 | 0 | 7 | 388 | 403 | 86 | 172 | 56 |
| Real Salt Lake | 34 | 46 | 43 | 417 | 151 | 4 | 4 | 0 | 444 | 390 | 90 | 146 | 58 |
| San Jose Earthquakes | 34 | 72 | 73 | 517 | 192 | 6 | 8 | 8 | 440 | 410 | 91 | 185 | 58 |
| Seattle Sounders FC | 34 | 51 | 52 | 439 | 141 | 2 | 2 | 5 | 442 | 438 | 80 | 158 | 53 |
| Toronto FC | 34 | 36 | 41 | 419 | 140 | 0 | 2 | 1 | 428 | 358 | 76 | 172 | 54 |
| Vancouver Whitecaps FC | 34 | 35 | 35 | 355 | 116 | 1 | 1 | 5 | 481 | 510 | 91 | 139 | 68 |

## TEAM vs TEAM RECORDS

| TEAM | CHI | CHV | COL | CLB | DAL | DC | HOU | KC | LA | MTL | NE | NY | PHI | POR | RSL | SJ | SEA | TOR | VAN |
|---|---|---|---|---|---|---|---|---|---|---|---|---|---|---|---|---|---|---|---|
| Chicago Fire | --- | 1-0-0 | 0-1-0 | 2-1-0 | 1-0-0 | 0-1-1 | 1-0-2 | 2-1-0 | 0-1-0 | 1-0-1 | 1-2-0 | 2-1-0 | 2-1-0 | 0-1-0 | 0-0-1 | 0-0-1 | 0-1-0 | 3-0-0 | 1-0-0 |
| Chivas USA | 0-1-0 | --- | 0-2-1 | 0-1-0 | 0-0-3 | 0-1-0 | 0-1-0 | 0-1-0 | 1-2-0 | 1-0-0 | 0-0-1 | 0-0-1 | 0-1-0 | 3-0-0 | 1-2-0 | 0-2-1 | 0-2-1 | 1-0-0 | 0-2-1 |
| Colorado Rapids | 1-0-0 | 2-0-1 | --- | 1-0-0 | 1-2-0 | 0-1-0 | 1-0-0 | 0-0-1 | 0-2-1 | 1-0-0 | 0-1-0 | 0-1-0 | 1-0-0 | 2-1-0 | 1-2-0 | 0-3-0 | 0-3-0 | 0-1-0 | 0-2-1 |
| Columbus Crew | 1-2-0 | 1-0-0 | 0-1-0 | --- | 1-0-0 | 1-2-0 | 0-0-2 | 1-1-1 | 0-0-1 | 2-1-0 | 1-1-1 | 0-2-0 | 2-1-0 | 0-0-1 | 1-0-0 | 0-0-1 | 1-0-0 | 3-0-0 | 0-1-0 |
| FC Dallas | 0-1-0 | 0-0-3 | 2-1-0 | 0-1-0 | --- | 0-1-0 | 0-1-0 | 0-1-0 | 0-2-1 | 1-0-0 | 1-0-0 | 1-0-0 | 0-0-1 | 1-0-2 | 1-1-1 | 0-1-2 | 0-2-1 | 0-0-1 | 2-1-0 |
| D.C. United | 1-0-1 | 1-0-0 | 1-0-0 | 2-1-0 | 1-0-0 | --- | 1-2-0 | 0-2-0 | 0-1-0 | 1-1-1 | 3-0-0 | 1-1-1 | 2-0-1 | 0-0-1 | 0-1-0 | 0-1-0 | 0-0-1 | 3-0-0 | 0-0-1 |
| Houston Dynamo | 0-1-2 | 1-0-0 | 0-1-0 | 0-0-2 | 1-0-0 | 2-1-0 | --- | 1-0-2 | 1-0-0 | 1-1-1 | 1-0-1 | 1-2-0 | 2-1-0 | 0-0-1 | 1-0-0 | 1-0-0 | 0-1-0 | 1-0-2 | 0-1-0 |
| Sporting Kansas City | 1-2-0 | 1-0-0 | 0-0-1 | 1-1-1 | 1-0-0 | 2-0-0 | 0-1-2 | --- | 1-0-0 | 1-1-1 | 2-0-1 | 1-0-2 | 1-1-0 | 0-1-0 | 1-0-0 | 1-0-0 | 0-0-1 | 3-0-0 | 1-0-0 |
| LA Galaxy | 1-0-0 | 2-1-0 | 2-0-1 | 0-0-1 | 2-0-1 | 1-0-0 | 0-1-0 | 0-1-0 | --- | 0-0-1 | 0-1-0 | 0-1-0 | 0-1-0 | 3-0-0 | 1-2-0 | 0-2-1 | 1-2-0 | 1-0-0 | 2-0-1 |
| Montreal Impact | 0-1-1 | 0-1-0 | 0-1-0 | 1-2-0 | 0-1-0 | 1-1-1 | 1-1-1 | 1-1-1 | 0-0-1 | --- | 2-1-0 | 1-2-0 | 1-1-0 | 1-0-0 | 0-1-0 | 1-0-0 | 1-0-0 | 1-1-1 | 0-1-0 |
| New England Revolution | 2-1-0 | 0-0-1 | 1-0-0 | 1-1-1 | 0-1-0 | 0-3-0 | 0-1-1 | 0-2-1 | 1-0-0 | 1-2-0 | --- | 1-1-1 | 0-2-1 | 1-0-0 | 0-1-0 | 0-1-0 | 0-0-1 | 0-1-1 | 1-0-0 |
| New York Red Bulls | 1-2-0 | 0-0-1 | 1-0-0 | 2-0-0 | 0-1-0 | 1-1-1 | 2-1-0 | 0-1-2 | 1-0-0 | 2-1-0 | 1-1-1 | --- | 3-0-0 | 1-0-0 | 0-1-0 | 0-0-1 | 0-0-1 | 1-0-1 | 0-0-1 |
| Philadelphia Union | 1-2-0 | 1-0-0 | 0-1-0 | 1-2-0 | 0-0-1 | 0-2-1 | 1-2-0 | 1-1-0 | 1-0-0 | 1-1-0 | 2-0-1 | 0-3-0 | --- | 0-1-0 | 0-0-1 | 0-1-0 | 0-1-0 | 1-1-1 | 0-0-1 |
| Portland Timbers | 1-0-0 | 0-3-0 | 1-2-0 | 0-0-1 | 0-1-2 | 0-0-1 | 0-0-1 | 1-0-0 | 0-3-0 | 0-1-0 | 0-1-0 | 0-1-0 | 1-0-0 | --- | 0-3-0 | 1-0-2 | 1-1-1 | 0-0-1 | 2-0-1 |
| Real Salt Lake | 0-0-1 | 2-1-0 | 2-1-0 | 0-1-0 | 1-1-1 | 1-0-0 | 0-1-0 | 0-1-0 | 2-1-0 | 1-0-0 | 1-0-0 | 1-0-0 | 0-0-1 | 3-0-0 | --- | 0-3-0 | 1-0-2 | 1-0-0 | 1-1-1 |
| San Jose Earthquakes | 0-0-1 | 2-0-1 | 3-0-0 | 0-0-1 | 1-0-2 | 1-0-0 | 0-1-0 | 0-1-0 | 2-0-1 | 0-1-0 | 1-0-0 | 0-0-1 | 1-0-0 | 0-1-2 | 3-0-0 | --- | 3-0-0 | 1-0-0 | 1-2-0 |
| Seattle Sounders FC | 1-0-0 | 2-0-1 | 3-0-0 | 0-1-0 | 2-0-1 | 0-0-1 | 1-0-0 | 0-0-1 | 2-1-0 | 0-1-0 | 0-0-1 | 0-0-1 | 1-0-0 | 1-1-1 | 0-1-2 | 0-3-0 | --- | 1-0-0 | 1-0-2 |
| Toronto FC | 0-3-0 | 0-1-0 | 1-0-0 | 0-3-0 | 0-0-1 | 0-3-0 | 0-1-2 | 0-3-0 | 0-1-0 | 1-1-1 | 1-0-1 | 0-1-1 | 1-1-1 | 0-0-1 | 0-1-0 | 0-1-0 | 0-1-0 | --- | 1-0-0 |
| Vancouver Whitecaps FC | 0-1-0 | 2-0-1 | 2-0-1 | 1-0-0 | 1-2-0 | 0-0-1 | 1-0-0 | 0-1-0 | 0-2-1 | 1-0-0 | 0-1-0 | 0-0-1 | 0-0-1 | 0-2-1 | 1-1-1 | 2-1-0 | 0-1-2 | 0-1-0 | --- |

## TEAM vs TEAM AGGREGATE GOALS

| TEAM | CHI | CHV | COL | CLB | DAL | DC | HOU | KC | LA | MTL | NE | NY | PHI | POR | RSL | SJ | SEA | TOR | VAN |
|---|---|---|---|---|---|---|---|---|---|---|---|---|---|---|---|---|---|---|---|
| Chicago Fire | --- | 2-1 | 0-2 | 5-4 | 2-1 | 3-5 | 4-2 | 3-3 | 0-2 | 4-2 | 2-4 | 5-2 | 5-4 | 1-2 | 0-0 | 1-1 | 1-2 | 7-4 | 1-0 |
| Chivas USA | 1-2 | --- | 1-7 | 0-1 | 3-3 | 0-1 | 0-1 | 0-1 | 2-7 | 2-1 | 3-3 | 1-1 | 0-1 | 4-1 | 1-7 | 1-7 | 4-9 | 1-0 | 0-5 |
| Colorado Rapids | 2-0 | 7-1 | --- | 2-0 | 5-5 | 0-2 | 2-0 | 2-2 | 2-5 | 3-2 | 1-2 | 1-4 | 2-1 | 6-1 | 1-4 | 3-10 | 2-5 | 1-2 | 2-4 |
| Columbus Crew | 4-5 | 1-0 | 0-2 | --- | 2-1 | 3-4 | 4-4 | 3-4 | 1-1 | 5-3 | 4-5 | 2-7 | 5-4 | 0-0 | 2-0 | 1-1 | 2-0 | 5-2 | 0-1 |
| FC Dallas | 1-2 | 3-3 | 5-5 | 1-2 | --- | 1-4 | 1-2 | 1-2 | 1-4 | 2-1 | 1-0 | 2-1 | 1-1 | 7-2 | 5-5 | 4-5 | 2-6 | 1-1 | 3-1 |
| D.C. United | 5-3 | 1-0 | 2-0 | 4-3 | 4-1 | --- | 3-7 | 1-3 | 1-3 | 4-4 | 7-4 | 8-6 | 3-1 | 1-1 | 0-1 | 3-5 | 0-0 | 6-1 | 0-0 |
| Houston Dynamo | 2-4 | 1-0 | 0-2 | 4-4 | 2-1 | 7-3 | --- | 3-2 | 2-1 | 6-5 | 4-2 | 2-3 | 6-5 | 0-0 | 1-0 | 1-0 | 0-2 | 6-4 | 1-3 |
| Sporting Kansas City | 3-3 | 1-0 | 2-2 | 4-3 | 2-1 | 3-1 | 2-3 | --- | 1-0 | 3-3 | 4-0 | 3-1 | 2-5 | 0-1 | 1-0 | 2-1 | 1-1 | 5-1 | 3-1 |
| LA Galaxy | 2-0 | 7-2 | 5-2 | 1-1 | 4-1 | 3-1 | 1-2 | 0-1 | --- | 1-1 | 1-3 | 0-1 | 1-2 | 9-4 | 5-7 | 7-9 | 1-6 | 4-2 | 7-2 |
| Montreal Impact | 2-4 | 1-2 | 2-3 | 3-5 | 1-2 | 4-4 | 5-6 | 3-3 | 1-1 | --- | 3-2 | 6-8 | 3-2 | 2-0 | 0-1 | 3-1 | 4-1 | 2-4 | 0-2 |
| New England Revolution | 4-2 | 3-3 | 2-1 | 5-4 | 0-1 | 4-7 | 2-4 | 0-4 | 3-1 | 2-3 | --- | 3-2 | 1-3 | 1-0 | 1-2 | 0-1 | 2-2 | 2-3 | 4-1 |
| New York Red Bulls | 2-5 | 1-1 | 4-1 | 7-2 | 1-2 | 6-8 | 3-2 | 1-3 | 1-0 | 8-6 | 2-3 | --- | 8-2 | 3-2 | 0-2 | 2-2 | 2-2 | 5-2 | 1-1 |
| Philadelphia Union | 4-5 | 1-0 | 1-2 | 4-5 | 1-1 | 1-3 | 5-6 | 5-2 | 2-1 | 2-3 | 3-1 | 2-8 | --- | 1-3 | 0-0 | 1-2 | 0-1 | 4-2 | 0-0 |
| Portland Timbers | 2-1 | 1-4 | 1-6 | 0-0 | 2-7 | 1-1 | 0-0 | 1-0 | 4-9 | 0-2 | 0-1 | 2-3 | 3-1 | --- | 3-8 | 5-4 | 3-5 | 2-2 | 4-2 |
| Real Salt Lake | 0-0 | 7-1 | 4-1 | 0-2 | 5-5 | 1-0 | 0-1 | 0-1 | 7-5 | 1-0 | 2-1 | 2-0 | 0-0 | 8-3 | --- | 2-10 | 1-0 | 3-2 | 3-3 |
| San Jose Earthquakes | 1-1 | 7-1 | 10-3 | 1-1 | 5-4 | 5-3 | 0-1 | 1-2 | 9-7 | 1-3 | 1-0 | 2-2 | 2-1 | 4-5 | 10-2 | --- | 5-2 | 3-0 | 5-5 |
| Seattle Sounders FC | 2-1 | 9-4 | 5-2 | 0-2 | 6-2 | 0-0 | 2-0 | 1-1 | 6-1 | 1-4 | 2-2 | 2-2 | 1-0 | 5-3 | 0-1 | 2-5 | --- | 3-1 | 4-2 |
| Toronto FC | 4-7 | 0-1 | 2-1 | 2-5 | 1-1 | 1-6 | 4-6 | 1-5 | 2-4 | 4-2 | 3-2 | 2-5 | 2-4 | 2-2 | 2-3 | 0-3 | 1-3 | --- | 3-2 |
| Vancouver Whitecaps FC | 0-1 | 5-0 | 4-2 | 1-0 | 1-3 | 0-0 | 3-1 | 1-3 | 2-7 | 2-0 | 1-4 | 1-1 | 0-0 | 2-4 | 3-3 | 5-5 | 2-4 | 2-3 | --- |

## ROAD GOAL-SCORING TOTALS

| TEAM | W | L | T | GF | AVG | GA | AVG |
|---|---|---|---|---|---|---|---|
| San Jose Earthquakes | 9 | 5 | 3 | 29 | 1.71 | 21 | 1.24 |
| LA Galaxy | 6 | 6 | 5 | 28 | 1.65 | 27 | 1.59 |
| Seattle Sounders FC | 4 | 4 | 9 | 24 | 1.41 | 22 | 1.29 |
| New York Red Bulls | 5 | 7 | 5 | 23 | 1.35 | 28 | 1.65 |
| FC Dallas | 3 | 10 | 4 | 21 | 1.24 | 31 | 1.82 |
| Toronto FC | 2 | 12 | 3 | 21 | 1.24 | 37 | 2.18 |
| Sporting Kansas City | 8 | 4 | 5 | 20 | 1.18 | 15 | 0.88 |
| Chicago Fire | 6 | 8 | 3 | 19 | 1.12 | 23 | 1.35 |
| Real Salt Lake | 6 | 7 | 4 | 19 | 1.12 | 20 | 1.18 |
| Houston Dynamo | 3 | 9 | 5 | 17 | 1.00 | 29 | 1.71 |
| New England Revolution | 2 | 13 | 2 | 16 | 0.94 | 29 | 1.71 |
| D.C. United | 5 | 9 | 3 | 16 | 0.94 | 26 | 1.53 |
| Columbus Crew | 4 | 9 | 4 | 16 | 0.94 | 23 | 1.35 |
| Colorado Rapids | 3 | 13 | 1 | 15 | 0.88 | 31 | 1.82 |
| Chivas USA | 4 | 7 | 6 | 15 | 0.88 | 28 | 1.65 |
| Philadelphia Union | 3 | 10 | 4 | 15 | 0.88 | 25 | 1.47 |
| Montreal Impact | 2 | 12 | 3 | 14 | 0.82 | 32 | 1.88 |
| Vancouver Whitecaps FC | 3 | 10 | 4 | 10 | 0.59 | 24 | 1.41 |
| Portland Timbers | 1 | 12 | 4 | 10 | 0.59 | 35 | 2.06 |

## HOME GOAL-SCORING TOTALS

| TEAM | W | L | T | GF | AVG | GA | AVG |
|---|---|---|---|---|---|---|---|
| San Jose Earthquakes | 10 | 1 | 6 | 43 | 2.53 | 22 | 1.29 |
| D.C. United | 12 | 1 | 4 | 37 | 2.18 | 17 | 1.00 |
| New York Red Bulls | 11 | 2 | 4 | 34 | 2.00 | 18 | 1.06 |
| Montreal Impact | 10 | 4 | 3 | 31 | 1.82 | 19 | 1.12 |
| LA Galaxy | 10 | 6 | 1 | 31 | 1.82 | 20 | 1.18 |
| Houston Dynamo | 11 | 0 | 6 | 31 | 1.82 | 12 | 0.71 |
| Colorado Rapids | 8 | 6 | 3 | 29 | 1.71 | 19 | 1.12 |
| Columbus Crew | 11 | 3 | 3 | 28 | 1.65 | 21 | 1.24 |
| Seattle Sounders FC | 11 | 4 | 2 | 27 | 1.59 | 11 | 0.65 |
| Chicago Fire | 11 | 3 | 3 | 27 | 1.59 | 18 | 1.06 |
| Real Salt Lake | 11 | 4 | 2 | 27 | 1.59 | 15 | 0.88 |
| Vancouver Whitecaps FC | 8 | 3 | 6 | 25 | 1.47 | 17 | 1.00 |
| Portland Timbers | 7 | 4 | 6 | 24 | 1.41 | 21 | 1.24 |
| New England Revolution | 7 | 4 | 6 | 23 | 1.35 | 15 | 0.88 |
| Sporting Kansas City | 10 | 3 | 4 | 22 | 1.29 | 12 | 0.71 |
| Philadelphia Union | 7 | 8 | 2 | 22 | 1.29 | 20 | 1.18 |
| FC Dallas | 6 | 3 | 8 | 21 | 1.24 | 16 | 0.94 |
| Toronto FC | 3 | 9 | 5 | 15 | 0.88 | 25 | 1.47 |
| Chivas USA | 3 | 11 | 3 | 9 | 0.53 | 30 | 1.76 |

## CONSECUTIVE MINUTES WITHOUT SCORING A GOAL

| TEAM | MIN | START | END |
|---|---|---|---|
| Chivas USA | 601 | 9/08/2012 | 10/07/2012 |
| Portland Timbers | 369 | 7/14/2012 | 8/05/2012 |
| Portland Timbers | 339 | 4/21/2012 | 5/20/2012 |
| Sporting Kansas City | 319 | 6/20/2012 | 7/04/2012 |
| Seattle Sounders FC | 306 | 3/23/2012 | 4/14/2012 |
| Toronto FC | 296 | 3/17/2012 | 4/07/2012 |
| Toronto FC | 291 | 9/29/2012 | 10/28/2012 |
| Vancouver Whitecaps FC | 289 | 8/25/2012 | 9/23/2012 |
| New England Revolution | 269 | 7/29/2012 | 8/18/2012 |
| Columbus Crew | 263 | 4/21/2012 | 5/12/2012 |

## CONSECUTIVE MINUTES WITHOUT ALLOWING A GOAL

| TEAM | MIN | START | END |
|---|---|---|---|
| Vancouver Whitecaps FC | 428 | 3/10/2012 | 4/07/2012 |
| Sporting Kansas City | 414 | 3/25/2012 | 4/18/2012 |
| Philadelphia Union | 408 | 3/24/2012 | 4/28/2012 |
| Sporting Kansas City | 392 | 9/14/2012 | 10/07/2012 |
| Houston Dynamo | 379 | 7/18/2012 | 8/10/2012 |
| Seattle Sounders FC | 370 | 9/22/2012 | 10/21/2012 |
| Houston Dynamo | 356 | 6/30/2012 | 7/18/2012 |
| LA Galaxy | 351 | 8/15/2012 | 9/22/2012 |
| Seattle Sounders FC | 335 | 3/31/2012 | 4/28/2012 |
| Chivas USA | 332 | 6/20/2012 | 7/21/2012 |

## FIRST-HALF GOAL-SCORING TOTALS

| TEAM | W | L | T | GF | AVG | GA | AVG |
|---|---|---|---|---|---|---|---|
| New York Red Bulls | 16 | 9 | 9 | 28 | 0.82 | 26 | 0.76 |
| San Jose Earthquakes | 19 | 6 | 9 | 28 | 0.82 | 21 | 0.62 |
| LA Galaxy | 16 | 12 | 6 | 27 | 0.79 | 22 | 0.65 |
| Chicago Fire | 17 | 11 | 6 | 25 | 0.74 | 22 | 0.65 |
| Sporting Kansas City | 18 | 7 | 9 | 24 | 0.71 | 12 | 0.35 |
| New England Revolution | 9 | 17 | 8 | 23 | 0.68 | 26 | 0.76 |
| Columbus Crew | 15 | 12 | 7 | 23 | 0.68 | 20 | 0.59 |
| Houston Dynamo | 14 | 9 | 11 | 21 | 0.62 | 20 | 0.59 |
| D.C. United | 17 | 10 | 7 | 20 | 0.59 | 19 | 0.56 |
| Seattle Sounders FC | 15 | 8 | 11 | 20 | 0.59 | 16 | 0.47 |
| Colorado Rapids | 11 | 19 | 4 | 19 | 0.56 | 23 | 0.68 |
| FC Dallas | 9 | 13 | 12 | 17 | 0.50 | 12 | 0.35 |
| Real Salt Lake | 17 | 11 | 6 | 17 | 0.50 | 9 | 0.26 |
| Montreal Impact | 12 | 16 | 6 | 16 | 0.47 | 17 | 0.50 |
| Portland Timbers | 8 | 16 | 10 | 16 | 0.47 | 24 | 0.71 |
| Toronto FC | 5 | 21 | 8 | 15 | 0.44 | 29 | 0.85 |
| Philadelphia Union | 10 | 18 | 6 | 14 | 0.41 | 17 | 0.50 |
| Vancouver Whitecaps FC | 11 | 13 | 10 | 13 | 0.38 | 15 | 0.44 |
| Chivas USA | 7 | 18 | 9 | 9 | 0.26 | 25 | 0.74 |

## SECOND-HALF GOAL-SCORING TOTALS

| TEAM | W | L | T | GF | AVG | GA | AVG |
|---|---|---|---|---|---|---|---|
| San Jose Earthquakes | 19 | 6 | 9 | 44 | 1.29 | 22 | 0.65 |
| D.C. United | 17 | 10 | 7 | 33 | 0.97 | 24 | 0.71 |
| LA Galaxy | 16 | 12 | 6 | 32 | 0.94 | 25 | 0.74 |
| Seattle Sounders FC | 15 | 8 | 11 | 31 | 0.91 | 17 | 0.50 |
| New York Red Bulls | 16 | 9 | 9 | 29 | 0.85 | 20 | 0.59 |
| Montreal Impact | 12 | 16 | 6 | 29 | 0.85 | 34 | 1.00 |
| Real Salt Lake | 17 | 11 | 6 | 29 | 0.85 | 26 | 0.76 |
| Houston Dynamo | 14 | 9 | 11 | 27 | 0.79 | 21 | 0.62 |
| FC Dallas | 9 | 13 | 12 | 25 | 0.74 | 35 | 1.03 |
| Colorado Rapids | 11 | 19 | 4 | 25 | 0.74 | 27 | 0.79 |
| Philadelphia Union | 10 | 18 | 6 | 23 | 0.68 | 28 | 0.82 |
| Vancouver Whitecaps FC | 11 | 13 | 10 | 22 | 0.65 | 26 | 0.76 |
| Toronto FC | 5 | 21 | 8 | 21 | 0.62 | 33 | 0.97 |
| Chicago Fire | 17 | 11 | 6 | 21 | 0.62 | 19 | 0.56 |
| Columbus Crew | 15 | 12 | 7 | 21 | 0.62 | 24 | 0.71 |
| Portland Timbers | 8 | 16 | 10 | 18 | 0.53 | 32 | 0.94 |
| Sporting Kansas City | 18 | 7 | 9 | 18 | 0.53 | 15 | 0.44 |
| New England Revolution | 9 | 17 | 8 | 16 | 0.47 | 18 | 0.53 |
| Chivas USA | 7 | 18 | 9 | 15 | 0.44 | 33 | 0.97 |

## RECORD WHEN SCORING FIRST GOAL

| TEAM | W | L | T | PCT |
|---|---|---|---|---|
| Real Salt Lake | 14 | 1 | 0 | .933 |
| Chicago Fire | 10 | 0 | 2 | .917 |
| Seattle Sounders FC | 14 | 0 | 3 | .912 |
| New York Red Bulls | 10 | 0 | 4 | .857 |
| D.C. United | 14 | 2 | 1 | .853 |
| Houston Dynamo | 13 | 0 | 6 | .842 |
| San Jose Earthquakes | 15 | 2 | 2 | .842 |
| Sporting Kansas City | 15 | 2 | 4 | .810 |
| LA Galaxy | 13 | 4 | 2 | .737 |
| Philadelphia Union | 9 | 3 | 1 | .731 |
| Vancouver Whitecaps FC | 10 | 3 | 3 | .719 |
| Columbus Crew | 10 | 4 | 2 | .688 |
| Chivas USA | 6 | 2 | 3 | .682 |
| Colorado Rapids | 10 | 5 | 2 | .647 |
| Portland Timbers | 7 | 4 | 3 | .607 |
| FC Dallas | 6 | 3 | 8 | .588 |
| Montreal Impact | 10 | 7 | 3 | .575 |
| New England Revolution | 7 | 5 | 3 | .567 |
| Toronto FC | 3 | 3 | 3 | .500 |

## RECORD WHEN ALLOWING FIRST GOAL

| TEAM | W | L | T | PCT |
|---|---|---|---|---|
| San Jose Earthquakes | 4 | 4 | 6 | .500 |
| New York Red Bulls | 6 | 9 | 4 | .421 |
| Columbus Crew | 5 | 8 | 3 | .406 |
| Chicago Fire | 7 | 11 | 2 | .400 |
| Sporting Kansas City | 3 | 5 | 1 | .389 |
| LA Galaxy | 3 | 8 | 4 | .333 |
| D.C. United | 3 | 8 | 4 | .333 |
| FC Dallas | 3 | 10 | 2 | .267 |
| Real Salt Lake | 3 | 10 | 1 | .250 |
| Seattle Sounders FC | 1 | 8 | 4 | .231 |
| Montreal Impact | 2 | 9 | 1 | .208 |
| Portland Timbers | 1 | 12 | 5 | .194 |
| New England Revolution | 2 | 12 | 2 | .188 |
| Houston Dynamo | 1 | 9 | 2 | .167 |
| Toronto FC | 2 | 18 | 4 | .167 |
| Vancouver Whitecaps FC | 1 | 10 | 2 | .154 |
| Chivas USA | 1 | 16 | 4 | .143 |
| Colorado Rapids | 1 | 14 | 2 | .118 |
| Philadelphia Union | 1 | 15 | 2 | .111 |

## RECORD WHEN LEADING AT THE HALF

| TEAM | W | L | T | PCT |
|---|---|---|---|---|
| New York Red Bulls | 9 | 0 | 0 | 1.000 |
| D.C. United | 7 | 0 | 0 | 1.000 |
| San Jose Earthquakes | 12 | 0 | 1 | .962 |
| Seattle Sounders FC | 7 | 0 | 1 | .938 |
| Philadelphia Union | 6 | 0 | 1 | .929 |
| Montreal Impact | 5 | 0 | 1 | .917 |
| Real Salt Lake | 11 | 1 | 0 | .917 |
| Chicago Fire | 9 | 0 | 2 | .909 |
| Houston Dynamo | 7 | 0 | 2 | .889 |
| Vancouver Whitecaps FC | 5 | 0 | 2 | .857 |
| Columbus Crew | 8 | 1 | 1 | .850 |
| Sporting Kansas City | 10 | 1 | 2 | .846 |
| LA Galaxy | 10 | 2 | 0 | .833 |
| Chivas USA | 2 | 0 | 1 | .833 |
| New England Revolution | 6 | 1 | 1 | .813 |
| Portland Timbers | 5 | 1 | 2 | .750 |
| Colorado Rapids | 7 | 2 | 2 | .727 |
| FC Dallas | 3 | 1 | 4 | .625 |
| Toronto FC | 1 | 2 | 2 | .400 |

## RECORD WHEN TRAILING AT THE HALF

| TEAM | W | L | T | PCT |
|---|---|---|---|---|
| San Jose Earthquakes | 3 | 3 | 4 | .500 |
| D.C. United | 1 | 5 | 2 | .250 |
| Chicago Fire | 2 | 7 | 0 | .222 |
| Sporting Kansas City | 1 | 4 | 0 | .200 |
| LA Galaxy | 1 | 7 | 2 | .200 |
| Columbus Crew | 1 | 6 | 1 | .188 |
| Chivas USA | 1 | 10 | 3 | .179 |
| Philadelphia Union | 1 | 8 | 1 | .150 |
| Toronto FC | 1 | 13 | 2 | .125 |
| New England Revolution | 0 | 8 | 2 | .100 |
| Real Salt Lake | 0 | 4 | 1 | .100 |
| Portland Timbers | 0 | 9 | 2 | .091 |
| Seattle Sounders FC | 0 | 5 | 1 | .083 |
| Montreal Impact | 0 | 6 | 1 | .071 |
| Houston Dynamo | 0 | 6 | 1 | .071 |
| Vancouver Whitecaps FC | 0 | 7 | 1 | .063 |
| Colorado Rapids | 0 | 12 | 1 | .038 |
| FC Dallas | 0 | 3 | 0 | .000 |
| New York Red Bulls | 0 | 7 | 0 | .000 |

## TEAM TOTAL SHOTS

| TEAM | W | L | T | 1st | 2nd | TOT |
|---|---|---|---|---|---|---|
| Sporting Kansas City | 18 | 7 | 9 | 244 | 298 | 542 |
| San Jose Earthquakes | 19 | 6 | 9 | 229 | 288 | 517 |
| LA Galaxy | 16 | 12 | 6 | 228 | 252 | 480 |
| Columbus Crew | 15 | 12 | 7 | 213 | 253 | 466 |
| Chicago Fire | 17 | 11 | 6 | 206 | 254 | 460 |
| Colorado Rapids | 11 | 19 | 4 | 202 | 257 | 459 |
| New England Revolution | 9 | 17 | 8 | 202 | 253 | 455 |
| D.C. United | 17 | 10 | 7 | 218 | 233 | 451 |
| Montreal Impact | 12 | 16 | 6 | 188 | 255 | 443 |
| Seattle Sounders FC | 15 | 8 | 11 | 200 | 239 | 439 |
| Houston Dynamo | 14 | 9 | 11 | 186 | 237 | 423 |
| Portland Timbers | 8 | 16 | 10 | 191 | 230 | 421 |
| Toronto FC | 5 | 21 | 8 | 181 | 238 | 419 |
| Real Salt Lake | 17 | 11 | 6 | 182 | 235 | 417 |
| FC Dallas | 9 | 13 | 12 | 198 | 205 | 403 |
| Chivas USA | 7 | 18 | 9 | 178 | 219 | 397 |
| New York Red Bulls | 16 | 9 | 9 | 181 | 213 | 394 |
| Philadelphia Union | 10 | 18 | 6 | 142 | 235 | 377 |
| Vancouver Whitecaps FC | 11 | 13 | 10 | 131 | 224 | 355 |

## TEAM TOTAL SHOTS AGAINST

| TEAM | W | L | T | 1st | 2nd | TOT |
|---|---|---|---|---|---|---|
| Sporting Kansas City | 18 | 7 | 9 | 136 | 192 | 328 |
| Real Salt Lake | 17 | 11 | 6 | 170 | 212 | 382 |
| Houston Dynamo | 14 | 9 | 11 | 182 | 208 | 390 |
| Colorado Rapids | 11 | 19 | 4 | 183 | 212 | 395 |
| Seattle Sounders FC | 15 | 8 | 11 | 186 | 235 | 421 |
| New York Red Bulls | 16 | 9 | 9 | 191 | 237 | 428 |
| Portland Timbers | 8 | 16 | 10 | 199 | 230 | 429 |
| Montreal Impact | 12 | 16 | 6 | 185 | 248 | 433 |
| Vancouver Whitecaps FC | 11 | 13 | 10 | 208 | 226 | 434 |
| Philadelphia Union | 10 | 18 | 6 | 183 | 255 | 438 |
| LA Galaxy | 16 | 12 | 6 | 200 | 239 | 439 |
| San Jose Earthquakes | 19 | 6 | 9 | 205 | 235 | 440 |
| New England Revolution | 9 | 17 | 8 | 215 | 230 | 445 |
| FC Dallas | 9 | 13 | 12 | 171 | 275 | 446 |
| Chicago Fire | 17 | 11 | 6 | 223 | 257 | 480 |
| Toronto FC | 5 | 21 | 8 | 227 | 259 | 486 |
| D.C. United | 17 | 10 | 7 | 209 | 290 | 499 |
| Chivas USA | 7 | 18 | 9 | 200 | 302 | 502 |
| Columbus Crew | 15 | 12 | 7 | 227 | 276 | 503 |

| TEAM GOALS SCORED INTERVALS | GP | G | 1-15 | 16-30 | 31-45 | 46-60 | 61-75 | 76-90 | OT |
|---|---|---|---|---|---|---|---|---|---|
| San Jose Earthquakes | 34 | 72 | 11 | 8 | 9 | 4 | 18 | 22 | 0 |
| LA Galaxy | 34 | 59 | 6 | 11 | 10 | 4 | 14 | 14 | 0 |
| New York Red Bulls | 34 | 57 | 11 | 9 | 8 | 7 | 8 | 14 | 0 |
| D.C. United | 34 | 53 | 6 | 6 | 8 | 10 | 15 | 8 | 0 |
| Seattle Sounders FC | 34 | 51 | 5 | 10 | 5 | 8 | 15 | 8 | 0 |
| Houston Dynamo | 34 | 48 | 5 | 9 | 7 | 5 | 5 | 17 | 0 |
| Chicago Fire | 34 | 46 | 7 | 9 | 9 | 3 | 10 | 8 | 0 |
| Real Salt Lake | 34 | 46 | 6 | 4 | 7 | 11 | 5 | 13 | 0 |
| Montreal Impact | 34 | 45 | 3 | 10 | 3 | 9 | 11 | 9 | 0 |
| Columbus Crew | 34 | 44 | 6 | 5 | 12 | 5 | 7 | 9 | 0 |
| Colorado Rapids | 34 | 44 | 4 | 10 | 5 | 8 | 4 | 13 | 0 |
| Sporting Kansas City | 34 | 42 | 11 | 5 | 8 | 5 | 4 | 9 | 0 |
| FC Dallas | 34 | 42 | 4 | 5 | 8 | 6 | 8 | 11 | 0 |
| New England Revolution | 34 | 39 | 10 | 10 | 3 | 4 | 6 | 6 | 0 |
| Philadelphia Union | 34 | 37 | 3 | 3 | 8 | 7 | 5 | 11 | 0 |
| Toronto FC | 34 | 36 | 5 | 3 | 7 | 5 | 8 | 8 | 0 |
| Vancouver Whitecaps FC | 34 | 35 | 6 | 3 | 4 | 5 | 10 | 7 | 0 |
| Portland Timbers | 34 | 34 | 2 | 7 | 7 | 6 | 7 | 5 | 0 |
| Chivas USA | 34 | 24 | 3 | 3 | 3 | 5 | 5 | 5 | 0 |

| TEAM GOALS ALLOWED INTERVALS | **GP** | **G** | **1-15** | **16-30** | **31-45** | **46-60** | **61-75** | **76-90** | **OT** |
|---|---|---|---|---|---|---|---|---|---|
| Sporting Kansas City | 34 | 27 | 2 | 6 | 4 | 6 | 3 | 6 | 0 |
| Seattle Sounders FC | 34 | 33 | 7 | 6 | 3 | 4 | 4 | 9 | 0 |
| Real Salt Lake | 34 | 35 | 0 | 5 | 4 | 5 | 12 | 9 | 0 |
| Chicago Fire | 34 | 41 | 5 | 8 | 9 | 6 | 5 | 8 | 0 |
| Houston Dynamo | 34 | 41 | 8 | 9 | 3 | 7 | 8 | 6 | 0 |
| Vancouver Whitecaps FC | 34 | 41 | 3 | 4 | 8 | 5 | 9 | 12 | 0 |
| D.C. United | 34 | 43 | 4 | 8 | 7 | 8 | 10 | 6 | 0 |
| San Jose Earthquakes | 34 | 43 | 7 | 5 | 9 | 5 | 9 | 8 | 0 |
| Columbus Crew | 34 | 44 | 7 | 9 | 4 | 4 | 7 | 13 | 0 |
| New England Revolution | 34 | 44 | 7 | 9 | 10 | 4 | 5 | 9 | 0 |
| Philadelphia Union | 34 | 45 | 4 | 3 | 10 | 5 | 11 | 12 | 0 |
| New York Red Bulls | 34 | 46 | 12 | 7 | 7 | 5 | 9 | 6 | 0 |
| LA Galaxy | 34 | 47 | 7 | 8 | 7 | 6 | 10 | 9 | 0 |
| FC Dallas | 34 | 47 | 4 | 3 | 5 | 7 | 14 | 14 | 0 |
| Colorado Rapids | 34 | 50 | 11 | 4 | 8 | 10 | 9 | 8 | 0 |
| Montreal Impact | 34 | 51 | 4 | 5 | 8 | 6 | 11 | 17 | 0 |
| Portland Timbers | 34 | 56 | 3 | 14 | 7 | 9 | 10 | 13 | 0 |
| Chivas USA | 34 | 58 | 9 | 8 | 8 | 6 | 11 | 16 | 0 |
| Toronto FC | 34 | 62 | 10 | 9 | 10 | 9 | 8 | 16 | 0 |

RECORD IN ONE-GOAL GAMES

| | -REGULATION-OT- | | | | --- SHOOTOUT --- | | | | ---- BOTH ----- | | | |
|---|---|---|---|---|---|---|---|---|---|---|---|---|
| TEAM | W | L | T | PCT | W | L | T | PCT | W | L | T | PCT |
| New York Red Bulls | 8 | 1 | 0 | .889 | 0 | 0 | 0 | --- | 8 | 1 | 0 | .889 |
| Houston Dynamo | 8 | 2 | 0 | .800 | 0 | 0 | 0 | --- | 8 | 2 | 0 | .800 |
| Chicago Fire | 12 | 5 | 0 | .706 | 0 | 0 | 0 | --- | 12 | 5 | 0 | .706 |
| Sporting Kansas City | 11 | 5 | 0 | .688 | 0 | 0 | 0 | --- | 11 | 5 | 0 | .688 |
| San Jose Earthquakes | 10 | 5 | 0 | .667 | 0 | 0 | 0 | --- | 10 | 5 | 0 | .667 |
| Columbus Crew | 12 | 7 | 0 | .632 | 0 | 0 | 0 | --- | 12 | 7 | 0 | .632 |
| D.C. United | 10 | 6 | 0 | .625 | 0 | 0 | 0 | --- | 10 | 6 | 0 | .625 |
| Vancouver Whitecaps FC | 8 | 6 | 0 | .571 | 0 | 0 | 0 | --- | 8 | 6 | 0 | .571 |
| Real Salt Lake | 10 | 8 | 0 | .556 | 0 | 0 | 0 | --- | 10 | 8 | 0 | .556 |
| Seattle Sounders FC | 6 | 6 | 0 | .500 | 0 | 0 | 0 | --- | 6 | 6 | 0 | .500 |
| Portland Timbers | 7 | 8 | 0 | .467 | 0 | 0 | 0 | --- | 7 | 8 | 0 | .467 |
| Chivas USA | 7 | 8 | 0 | .467 | 0 | 0 | 0 | --- | 7 | 8 | 0 | .467 |
| FC Dallas | 7 | 8 | 0 | .467 | 0 | 0 | 0 | --- | 7 | 8 | 0 | .467 |
| LA Galaxy | 5 | 8 | 0 | .385 | 0 | 0 | 0 | --- | 5 | 8 | 0 | .385 |
| Philadelphia Union | 6 | 12 | 0 | .333 | 0 | 0 | 0 | --- | 6 | 12 | 0 | .333 |
| Montreal Impact | 4 | 8 | 0 | .333 | 0 | 0 | 0 | --- | 4 | 8 | 0 | .333 |
| Toronto FC | 4 | 12 | 0 | .250 | 0 | 0 | 0 | --- | 4 | 12 | 0 | .250 |
| New England Revolution | 4 | 15 | 0 | .211 | 0 | 0 | 0 | --- | 4 | 15 | 0 | .211 |
| Colorado Rapids | 3 | 12 | 0 | .200 | 0 | 0 | 0 | --- | 3 | 12 | 0 | .200 |

# CONSECUTIVE GAMES WITH GOAL OR ASSIST

| # | PLAYER | TM | START | STOP | |
|---|---|---|---|---|---|
| 8 | Chris Wondolowski | SJ | 03/24/2012 | 05/05/2012 | |
| 6 | Robbie Keane | LA | 08/12/2012 | 09/22/2012 | |
| 6 | Thierry Henry | NY | 03/25/2012 | 04/28/2012 | |
| 5 | Federico Higuain | CLB | 08/19/2012 | 09/01/2012 | |
| 5 | Danny Koevermans | TOR | 06/20/2012 | 07/04/2012 | |
| 4 | Jairo Arrieta | CLB | 09/15/2012 | 09/29/2012 | |
| 4 | David Ferreira | DAL | 08/05/2012 | 08/18/2012 | |
| 4 | Calen Carr | HOU | 07/18/2012 | 08/03/2012 | |
| 4 | Brad Davis | HOU | 07/15/2012 | 07/28/2012 | |
| 4 | Graham Zusi | KC | 03/10/2012 | 04/01/2012 | |
| 4 | Landon Donovan | LA | 07/08/2012 | 07/21/2012 | |
| 4 | David Beckham | LA | 06/30/2012 | 07/21/2012 | |
| 4 | Marco Di Vaio | MTL | 08/18/2012 | 09/15/2012 | |
| 4 | Felipe Martins | MTL | 05/26/2012 | 06/23/2012 | |
| 4 | Kenny Cooper | NY | 05/09/2012 | 05/23/2012 | |
| 4 | Kenny Cooper | NY | 03/25/2012 | 04/14/2012 | |
| 4 | Jack McInerney | PHI | 09/29/2012 | 10/20/2012 | |
| 4 | Darlington Nagbe | POR | 08/15/2012 | 08/31/2012 | |
| 4 | Fredy Montero | SEA | 08/05/2012 | 08/25/2012 | |
| 4 | Alan Gordon | SJ | 09/15/2012 | 09/29/2012 | |
| 4 | Chris Wondolowski | SJ | 05/19/2012 | 06/30/2012 | |
| 4 | Chris Wondolowski | SJ | 09/02/2012 | 09/22/2012 | |
| 3 | Sherjill MacDonald | CHI | 08/12/2012 | 08/22/2012 | |
| 3 | Chris Rolfe | CHI | 09/12/2012 | 09/22/2012 | |
| 3 | Justin Meram | CLB | 05/12/2012 | 05/23/2012 | |
| 3 | Martin Rivero | COL | 04/28/2012 | 05/06/2012 | |
| 3 | Jaime Castrillon | COL | 09/30/2012 | 10/27/2012 | Active |
| 3 | Fabian Castillo | DAL | 08/11/2012 | 08/18/2012 | |
| 3 | Blas Perez | DAL | 09/29/2012 | 10/21/2012 | |
| 3 | Dwayne De Rosario | DC | 05/16/2012 | 05/26/2012 | |
| 3 | Chris Pontius | DC | 06/16/2012 | 06/30/2012 | |
| 3 | Dwayne De Rosario | DC | 04/22/2012 | 05/02/2012 | |
| 3 | Branko Boskovic | DC | 05/19/2012 | 06/16/2012 | |
| 3 | Will Bruin | HOU | 06/16/2012 | 06/23/2012 | |
| 3 | Will Bruin | HOU | 07/15/2012 | 07/21/2012 | |
| 3 | Will Bruin | HOU | 04/15/2012 | 04/28/2012 | |
| 3 | Brad Davis | HOU | 06/20/2012 | 06/30/2012 | |
| 3 | Boniek Garcia | HOU | 09/14/2012 | 09/29/2012 | |
| 3 | Graham Zusi | KC | 08/11/2012 | 08/26/2012 | |
| 3 | Kei Kamara | KC | 08/11/2012 | 08/26/2012 | |
| 3 | David Beckham | LA | 05/23/2012 | 06/17/2012 | |
| 3 | Landon Donovan | LA | 08/12/2012 | 09/22/2012 | |
| 3 | Landon Donovan | LA | 06/20/2012 | 06/30/2012 | |
| 3 | Robbie Keane | LA | 10/06/2012 | 10/28/2012 | Active |
| 3 | Mike Magee | LA | 06/20/2012 | 06/30/2012 | |
| 3 | Robbie Keane | LA | 07/04/2012 | 07/14/2012 | |
| 3 | Bernardo Corradi | MTL | 04/14/2012 | 04/28/2012 | |
| 3 | Patrice Bernier | MTL | 05/05/2012 | 06/16/2012 | |
| 3 | Saer Sene | NE | 05/12/2012 | 05/26/2012 | |
| 3 | Thierry Henry | NY | 07/18/2012 | 07/28/2012 | |
| 3 | Jack McInerney | PHI | 06/23/2012 | 07/08/2012 | |
| 3 | Fabian Espindola | RSL | 09/22/2012 | 10/06/2012 | |
| 3 | Javier Morales | RSL | 09/22/2012 | 10/06/2012 | |
| 3 | Mauro Rosales | SEA | 08/18/2012 | 09/02/2012 | |
| 3 | Fredy Montero | SEA | 05/02/2012 | 05/09/2012 | |
| 3 | Alan Gordon | SJ | 07/14/2012 | 07/22/2012 | |
| 3 | Alan Gordon | SJ | 05/13/2012 | 05/23/2012 | |
| 3 | Ramiro Corrales | SJ | 05/27/2012 | 06/30/2012 | |
| 3 | Chris Wondolowski | SJ | 10/06/2012 | 10/27/2012 | Active |
| 3 | Marvin Chavez | SJ | 09/29/2012 | 10/21/2012 | |
| 3 | Eric Hassli | TOR | 08/22/2012 | 09/15/2012 | |
| 3 | Ryan Johnson | TOR | 06/20/2012 | 06/27/2012 | |
| 3 | Luis Silva | TOR | 09/12/2012 | 09/22/2012 | |
| 3 | Luis Silva | TOR | 07/11/2012 | 07/18/2012 | |
| 3 | Camilo | VAN | 04/21/2012 | 05/19/2012 | |
| 2 | Marco Pappa | CHI | 04/28/2012 | 05/04/2012 | |
| 2 | Marco Pappa | CHI | 05/20/2012 | 05/23/2012 | |
| 2 | Alvaro Fernandez | CHI | 09/12/2012 | 09/15/2012 | |
| 2 | Marco Pappa | CHI | 06/23/2012 | 06/29/2012 | |
| 2 | Chris Rolfe | CHI | 08/12/2012 | 08/18/2012 | |
| 2 | Marco Pappa | CHI | 08/04/2012 | 08/12/2012 | |
| 2 | Dominic Oduro | CHI | 03/17/2012 | 03/24/2012 | |
| 2 | Sebastian Grazzini | CHI | 06/17/2012 | 06/23/2012 | Active |
| 2 | Gonzalo Segares | CHI | 08/18/2012 | 08/22/2012 | |
| 2 | Patrick Nyarko | CHI | 08/12/2012 | 08/18/2012 | |
| 2 | Alvaro Fernandez | CHI | 07/07/2012 | 07/15/2012 | |
| 2 | Sherjill MacDonald | CHI | 09/15/2012 | 09/22/2012 | |
| 2 | Dominic Oduro | CHI | 06/17/2012 | 06/23/2012 | |
| 2 | Daniel Paladini | CHI | 08/22/2012 | 09/02/2012 | |
| 2 | Miller Bolanos | CHV | 08/25/2012 | 08/29/2012 | |
| 2 | Shalrie Joseph | CHV | 05/05/2012 | 05/12/2012 | |
| 2 | Tristan Bowen | CHV | 08/18/2012 | 08/25/2012 | |
| 2 | Juan Agudelo | CHV | 08/25/2012 | 08/29/2012 | |
| 2 | Jose Correa | CHV | 05/13/2012 | 05/19/2012 | |
| 2 | Eddie Gaven | CLB | 10/07/2012 | 10/20/2012 | |
| 2 | Jairo Arrieta | CLB | 08/22/2012 | 08/25/2012 | |
| 2 | Jairo Arrieta | CLB | 07/21/2012 | 07/28/2012 | |
| 2 | Eddie Gaven | CLB | 08/19/2012 | 08/22/2012 | |
| 2 | Tony Tchani | CLB | 06/23/2012 | 06/30/2012 | |
| 2 | Chris Birchall | CLB | 06/23/2012 | 06/30/2012 | |
| 2 | Federico Higuain | CLB | 10/20/2012 | 10/28/2012 | Active |
| 2 | Emilio Renteria | CLB | 05/23/2012 | 05/26/2012 | |
| 2 | Omar Cummings | COL | 07/07/2012 | 07/14/2012 | |
| 2 | Brian Mullan | COL | 06/20/2012 | 06/30/2012 | |
| 2 | Brian Mullan | COL | 08/11/2012 | 08/18/2012 | |
| 2 | Kamani Hill | COL | 10/20/2012 | 10/27/2012 | Active |
| 2 | Martin Rivero | COL | 05/19/2012 | 05/26/2012 | |
| 2 | Jaime Castrillon | COL | 05/02/2012 | 05/06/2012 | |
| 2 | Hunter Freeman | COL | 07/18/2012 | 08/11/2012 | |
| 2 | Andre Akpan | COL | 10/06/2012 | 10/27/2012 | Active |
| 2 | Jaime Castrillon | COL | 03/18/2012 | 03/25/2012 | |
| 2 | Omar Cummings | COL | 03/25/2012 | 04/01/2012 | |
| 2 | Hunter Freeman | COL | 06/20/2012 | 06/30/2012 | |
| 2 | Omar Cummings | COL | 04/21/2012 | 04/28/2012 | |
| 2 | Conor Casey | COL | 07/14/2012 | 07/18/2012 | |
| 2 | Matt Hedges | DAL | 05/23/2012 | 05/26/2012 | |
| 2 | Jair Benitez | DAL | 08/11/2012 | 08/15/2012 | |
| 2 | Brek Shea | DAL | 04/25/2012 | 04/28/2012 | |
| 2 | Jonathan Top | DAL | 05/26/2012 | 08/15/2012 | |
| 2 | Jackson | DAL | 09/29/2012 | 10/28/2012 | Active |
| 2 | Jackson | DAL | 05/26/2012 | 06/16/2012 | |
| 2 | Jackson | DAL | 07/18/2012 | 07/21/2012 | |
| 2 | Blas Perez | DAL | 03/11/2012 | 03/17/2012 | |
| 2 | Lionard Pajoy | DC | 09/20/2012 | 09/23/2012 | |
| 2 | Dwayne De Rosario | DC | 06/24/2012 | 06/30/2012 | |
| 2 | Chris Pontius | DC | 09/15/2012 | 09/20/2012 | |
| 2 | Maicon Santos | DC | 04/14/2012 | 04/18/2012 | |
| 2 | Daniel Woolard | DC | 04/28/2012 | 05/02/2012 | |
| 2 | Hamdi Salihi | DC | 05/02/2012 | 05/05/2012 | |
| 2 | Chris Pontius | DC | 04/22/2012 | 04/28/2012 | |
| 2 | Branko Boskovic | DC | 10/20/2012 | 10/27/2012 | Active |
| 2 | Hamdi Salihi | DC | 05/16/2012 | 05/19/2012 | |
| 2 | Brad Davis | HOU | 09/29/2012 | 10/20/2012 | |
| 2 | Andre Hainault | HOU | 07/15/2012 | 07/18/2012 | |
| 2 | Brian Ching | HOU | 04/15/2012 | 04/21/2012 | |
| 2 | Brad Davis | HOU | 05/19/2012 | 05/26/2012 | |
| 2 | Bobby Boswell | HOU | 07/21/2012 | 07/28/2012 | |
| 2 | Andre Hainault | HOU | 05/12/2012 | 05/26/2012 | |
| 2 | Brian Ching | HOU | 06/23/2012 | 06/30/2012 | |
| 2 | Brian Ownby | HOU | 06/10/2012 | 06/20/2012 | |
| 2 | Boniek Garcia | HOU | 08/19/2012 | 08/25/2012 | |
| 2 | Graham Zusi | KC | 09/28/2012 | 10/07/2012 | |
| 2 | Chance Myers | KC | 09/28/2012 | 10/07/2012 | |
| 2 | Kei Kamara | KC | 07/14/2012 | 07/18/2012 | |
| 2 | C.J. Sapong | KC | 05/27/2012 | 06/16/2012 | |
| 2 | Teal Bunbury | KC | 08/04/2012 | 08/11/2012 | |
| 2 | Graham Zusi | KC | 05/27/2012 | 06/16/2012 | |
| 2 | C.J. Sapong | KC | 03/10/2012 | 03/17/2012 | |
| 2 | Chance Myers | KC | 05/27/2012 | 06/16/2012 | |
| 2 | Graham Zusi | KC | 09/14/2012 | 09/19/2012 | |
| 2 | C.J. Sapong | KC | 09/14/2012 | 09/19/2012 | |
| 2 | Kei Kamara | KC | 03/17/2012 | 03/25/2012 | |
| 2 | Aurelien Collin | KC | 04/14/2012 | 04/18/2012 | |
| 2 | Jacob Peterson | KC | 06/16/2012 | 06/20/2012 | |
| 2 | C.J. Sapong | KC | 09/28/2012 | 10/07/2012 | |
| 2 | Bobby Convey | KC | 05/12/2012 | 05/19/2012 | |
| 2 | Juninho | LA | 07/18/2012 | 07/21/2012 | |
| 2 | Landon Donovan | LA | 04/14/2012 | 04/21/2012 | |
| 2 | Robbie Keane | LA | 03/18/2012 | 03/31/2012 | |
| 2 | Michael Stephens | LA | 08/15/2012 | 08/26/2012 | |
| 2 | Robbie Keane | LA | 07/21/2012 | 07/28/2012 | |
| 2 | Juninho | LA | 08/26/2012 | 09/01/2012 | |
| 2 | David Beckham | LA | 03/10/2012 | 03/18/2012 | |
| 2 | Chad Barrett | LA | 05/23/2012 | 05/26/2012 | |
| 2 | Robbie Keane | LA | 04/14/2012 | 04/21/2012 | |
| 2 | Zarek Valentin | MTL | 07/04/2012 | 07/08/2012 | |
| 2 | Sanna Nyassi | MTL | 07/08/2012 | 07/18/2012 | |
| 2 | Patrice Bernier | MTL | 07/04/2012 | 07/08/2012 | |
| 2 | Patrice Bernier | MTL | 08/18/2012 | 08/25/2012 | |
| 2 | Andrew Wenger | MTL | 05/26/2012 | 06/16/2012 | |
| 2 | Sanna Nyassi | MTL | 08/12/2012 | 09/01/2012 | |
| 2 | Justin Mapp | MTL | 07/28/2012 | 08/04/2012 | |
| 2 | Felipe Martins | MTL | 07/28/2012 | 08/04/2012 | |
| 2 | Davy Arnaud | MTL | 06/20/2012 | 06/23/2012 | |
| 2 | Fernando Cardenas | NE | 06/23/2012 | 06/30/2012 | |
| 2 | Kelyn Rowe | NE | 09/15/2012 | 09/22/2012 | |
| 2 | Chris Tierney | NE | 03/24/2012 | 03/31/2012 | |
| 2 | Blake Brettschneider | NE | 06/23/2012 | 06/30/2012 | |
| 2 | Diego Fagundez | NE | 09/05/2012 | 09/15/2012 | |
| 2 | Saer Sene | NE | 03/24/2012 | 03/31/2012 | |
| 2 | Saer Sene | NE | 08/25/2012 | 08/29/2012 | Active |
| 2 | Sebastien Le Toux | NY | 04/07/2012 | 04/18/2012 | |
| 2 | Joel Lindpere | NY | 06/20/2012 | 06/24/2012 | |
| 2 | Tim Cahill | NY | 08/10/2012 | 08/19/2012 | |
| 2 | Jan Gunnar Solli | NY | 06/24/2012 | 06/30/2012 | |
| 2 | Jan Gunnar Solli | NY | 08/10/2012 | 08/19/2012 | |
| 2 | Brandon Barklage | NY | 06/24/2012 | 06/30/2012 | |
| 2 | Sebastien Le Toux | NY | 07/15/2012 | 07/18/2012 | |
| 2 | Joel Lindpere | NY | 07/21/2012 | 07/28/2012 | |
| 2 | Roy Miller | NY | 04/07/2012 | 04/14/2012 | |
| 2 | Thierry Henry | NY | 08/29/2012 | 09/15/2012 | |
| 2 | Danny Cruz | PHI | 09/29/2012 | 10/03/2012 | |
| 2 | Michael Farfan | PHI | 07/04/2012 | 07/08/2012 | |
| 2 | Franck Songo'o | POR | 08/19/2012 | 08/25/2012 | |
| 2 | Kris Boyd | POR | 05/20/2012 | 05/26/2012 | |
| 2 | Rodney Wallace | POR | 09/15/2012 | 09/19/2012 | |
| 2 | Bright Dike | POR | 09/22/2012 | 09/29/2012 | |
| 2 | Sal Zizzo | POR | 08/15/2012 | 08/19/2012 | |
| 2 | Eric Alexander | POR | 08/15/2012 | 08/25/2012 | |
| 2 | Kris Boyd | POR | 04/07/2012 | 04/14/2012 | |
| 2 | Alvaro Saborio | RSL | 07/21/2012 | 07/27/2012 | |
| 2 | Kyle Beckerman | RSL | 06/16/2012 | 06/20/2012 | |
| 2 | Fabian Espindola | RSL | 06/16/2012 | 06/20/2012 | |
| 2 | Javier Morales | RSL | 04/28/2012 | 05/05/2012 | |
| 2 | Ned Grabavoy | RSL | 05/26/2012 | 06/16/2012 | |
| 2 | Fabian Espindola | RSL | 03/10/2012 | 03/17/2012 | |
| 2 | Alvaro Saborio | RSL | 09/29/2012 | 10/06/2012 | |
| 2 | Fredy Montero | SEA | 09/08/2012 | 09/15/2012 | |
| 2 | Fredy Montero | SEA | 05/26/2012 | 06/16/2012 | |
| 2 | Alex Caskey | SEA | 07/28/2012 | 08/05/2012 | |
| 2 | Eddie Johnson | SEA | 04/28/2012 | 05/02/2012 | |
| 2 | Mauro Rosales | SEA | 05/02/2012 | 05/05/2012 | |
| 2 | Osvaldo Alonso | SEA | 07/28/2012 | 08/05/2012 | |
| 2 | Sammy Ochoa | SEA | 08/25/2012 | 09/22/2012 | |
| 2 | Eddie Johnson | SEA | 06/24/2012 | 06/30/2012 | |
| 2 | Mauro Rosales | SEA | 07/28/2012 | 08/05/2012 | |
| 2 | Eddie Johnson | SEA | 07/28/2012 | 08/05/2012 | |
| 2 | Eddie Johnson | SEA | 10/07/2012 | 10/21/2012 | |
| 2 | Brad Evans | SEA | 08/18/2012 | 08/25/2012 | |
| 2 | David Estrada | SEA | 03/17/2012 | 03/23/2012 | |
| 2 | Marvin Chavez | SJ | 07/18/2012 | 07/22/2012 | |
| 2 | Mehdi Ballouchy | SJ | 05/13/2012 | 06/17/2012 | |
| 2 | Marvin Chavez | SJ | 06/30/2012 | 07/03/2012 | |
| 2 | Steven Beitashour | SJ | 04/14/2012 | 04/21/2012 | |
| 2 | Steven Lenhart | SJ | 04/28/2012 | 05/02/2012 | |
| 2 | Marvin Chavez | SJ | 05/05/2012 | 05/23/2012 | |
| 2 | Shea Salinas | SJ | 07/28/2012 | 08/11/2012 | |
| 2 | Ramiro Corrales | SJ | 08/25/2012 | 09/02/2012 | |
| 2 | Simon Dawkins | SJ | 08/25/2012 | 09/02/2012 | |
| 2 | Shea Salinas | SJ | 07/14/2012 | 07/18/2012 | |
| 2 | Sam Cronin | SJ | 09/29/2012 | 10/06/2012 | |
| 2 | Khari Stephenson | SJ | 04/14/2012 | 04/21/2012 | |

| | | | | |
|---|---|---|---|---|
| 2 | Steven Lenhart | SJ | 07/28/2012 | 08/11/2012 |
| 2 | Tressor Moreno | SJ | 04/07/2012 | 04/21/2012 |
| 2 | Torsten Frings | TOR | 06/27/2012 | 06/30/2012 |
| 2 | Eric Hassli | TOR | 05/05/2012 | 05/12/2012 |
| 2 | Nick Soolsma | TOR | 05/26/2012 | 06/27/2012 |
| 2 | Ashtone Morgan | TOR | 06/23/2012 | 06/27/2012 |
| 2 | Danny Koevermans | TOR | 05/19/2012 | 05/26/2012 |
| 2 | Ryan Johnson | TOR | 04/21/2012 | 04/28/2012 |
| 2 | Davide Chiumiento | VAN | 06/16/2012 | 06/20/2012 |
| 2 | Lee Young-Pyo | VAN | 07/18/2012 | 07/22/2012 |
| 2 | Darren Mattocks | VAN | 07/04/2012 | 07/11/2012 |
| 2 | Camilo | VAN | 03/10/2012 | 03/17/2012 |
| 2 | Dane Richards | VAN | 05/19/2012 | 05/23/2012 |
| 2 | Camilo | VAN | 07/27/2012 | 08/11/2012 |
| 2 | Darren Mattocks | VAN | 07/27/2012 | 08/11/2012 |
| 2 | Darren Mattocks | VAN | 05/26/2012 | 06/10/2012 |
| 2 | Lee Young-Pyo | VAN | 04/21/2012 | 04/28/2012 |
| 2 | Davide Chiumiento | VAN | 05/05/2012 | 05/12/2012 |
| 2 | Barry Robson | VAN | 07/18/2012 | 07/22/2012 |

## CONSECUTIVE GAMES WITH ASSISTS

| # | PLAYER | TM | START | STOP | |
|---|---|---|---|---|---|
| 4 | Brad Davis | HOU | 07/15/2012 | 07/28/2012 | |
| 4 | Graham Zusi | KC | 03/10/2012 | 04/01/2012 | |
| 4 | Thierry Henry | NY | 03/25/2012 | 04/14/2012 | |
| 3 | Branko Boskovic | DC | 05/19/2012 | 06/16/2012 | |
| 3 | Dwayne De Rosario | DC | 04/22/2012 | 05/02/2012 | |
| 3 | Graham Zusi | KC | 08/11/2012 | 08/26/2012 | |
| 3 | Landon Donovan | LA | 07/08/2012 | 07/18/2012 | |
| 3 | Landon Donovan | LA | 08/12/2012 | 09/22/2012 | |
| 3 | David Beckham | LA | 05/23/2012 | 06/17/2012 | |
| 3 | David Beckham | LA | 07/14/2012 | 07/21/2012 | |
| 3 | Javier Morales | RSL | 09/22/2012 | 10/06/2012 | |
| 3 | Marvin Chavez | SJ | 09/29/2012 | 10/21/2012 | |
| 3 | Ramiro Corrales | SJ | 05/27/2012 | 06/30/2012 | |
| 3 | Alan Gordon | SJ | 09/19/2012 | 09/29/2012 | |
| 3 | Luis Silva | TOR | 09/12/2012 | 09/22/2012 | |
| 2 | Sebastian Grazzini | CHI | 06/17/2012 | 06/23/2012 | Active |
| 2 | Marco Pappa | CHI | 05/20/2012 | 05/23/2012 | |
| 2 | Patrick Nyarko | CHI | 08/12/2012 | 08/18/2012 | |
| 2 | Tristan Bowen | CHV | 08/18/2012 | 08/25/2012 | |
| 2 | Federico Higuain | CLB | 08/19/2012 | 08/22/2012 | |
| 2 | Jairo Arrieta | CLB | 09/15/2012 | 09/19/2012 | |
| 2 | Federico Higuain | CLB | 08/29/2012 | 09/01/2012 | |
| 2 | Chris Birchall | CLB | 06/23/2012 | 06/30/2012 | |
| 2 | Jaime Castrillon | COL | 10/20/2012 | 10/27/2012 | Active |
| 2 | Martin Rivero | COL | 04/28/2012 | 05/02/2012 | |
| 2 | Hunter Freeman | COL | 07/18/2012 | 08/11/2012 | |
| 2 | Martin Rivero | COL | 05/19/2012 | 05/26/2012 | |
| 2 | Hunter Freeman | COL | 06/20/2012 | 06/30/2012 | |
| 2 | David Ferreira | DAL | 08/15/2012 | 08/18/2012 | |
| 2 | Jackson | DAL | 07/18/2012 | 07/21/2012 | |
| 2 | Branko Boskovic | DC | 10/20/2012 | 10/27/2012 | Active |
| 2 | Chris Pontius | DC | 09/15/2012 | 09/20/2012 | |
| 2 | Dwayne De Rosario | DC | 06/24/2012 | 06/30/2012 | |
| 2 | Andre Hainault | HOU | 07/15/2012 | 07/18/2012 | |
| 2 | Boniek Garcia | HOU | 08/19/2012 | 08/25/2012 | |
| 2 | Brad Davis | HOU | 05/19/2012 | 05/26/2012 | |
| 2 | Will Bruin | HOU | 07/18/2012 | 07/21/2012 | |
| 2 | Brian Ownby | HOU | 06/10/2012 | 06/20/2012 | |
| 2 | Chance Myers | KC | 09/28/2012 | 10/07/2012 | |
| 2 | Graham Zusi | KC | 05/27/2012 | 06/16/2012 | |
| 2 | Graham Zusi | KC | 09/14/2012 | 09/19/2012 | |
| 2 | Chance Myers | KC | 05/27/2012 | 06/16/2012 | |
| 2 | Juninho | LA | 07/18/2012 | 07/21/2012 | |
| 2 | David Beckham | LA | 03/10/2012 | 03/18/2012 | |
| 2 | Landon Donovan | LA | 06/20/2012 | 06/23/2012 | |
| 2 | Chad Barrett | LA | 05/23/2012 | 05/26/2012 | |
| 2 | Robbie Keane | LA | 08/26/2012 | 09/01/2012 | |
| 2 | Robbie Keane | LA | 04/14/2012 | 04/21/2012 | |
| 2 | Robbie Keane | LA | 07/21/2012 | 07/28/2012 | |
| 2 | Michael Stephens | LA | 08/15/2012 | 08/26/2012 | |
| 2 | Patrice Bernier | MTL | 05/26/2012 | 06/16/2012 | |
| 2 | Davy Arnaud | MTL | 06/20/2012 | 06/23/2012 | |
| 2 | Justin Mapp | MTL | 07/28/2012 | 08/04/2012 | |
| 2 | Patrice Bernier | MTL | 08/18/2012 | 08/25/2012 | |
| 2 | Diego Fagundez | NE | 09/05/2012 | 09/15/2012 | |
| 2 | Fernando Cardenas | NE | 06/23/2012 | 06/30/2012 | |
| 2 | Roy Miller | NY | 04/07/2012 | 04/14/2012 | |
| 2 | Joel Lindpere | NY | 07/21/2012 | 07/28/2012 | |
| 2 | Joel Lindpere | NY | 06/20/2012 | 06/24/2012 | |
| 2 | Thierry Henry | NY | 08/29/2012 | 09/15/2012 | |
| 2 | Michael Farfan | PHI | 07/04/2012 | 07/08/2012 | |
| 2 | Eric Alexander | POR | 08/15/2012 | 08/25/2012 | |
| 2 | Ned Grabavoy | RSL | 05/26/2012 | 06/16/2012 | |
| 2 | Javier Morales | RSL | 04/28/2012 | 05/05/2012 | |
| 2 | Brad Evans | SEA | 08/18/2012 | 08/25/2012 | |
| 2 | Fredy Montero | SEA | 05/26/2012 | 06/16/2012 | |
| 2 | Mauro Rosales | SEA | 08/18/2012 | 08/25/2012 | |
| 2 | Mauro Rosales | SEA | 07/28/2012 | 08/05/2012 | |
| 2 | Khari Stephenson | SJ | 04/14/2012 | 04/21/2012 | |
| 2 | Mehdi Ballouchy | SJ | 05/13/2012 | 06/17/2012 | |
| 2 | Marvin Chavez | SJ | 05/05/2012 | 05/23/2012 | |
| 2 | Shea Salinas | SJ | 07/14/2012 | 07/18/2012 | |
| 2 | Sam Cronin | SJ | 09/29/2012 | 10/06/2012 | |
| 2 | Marvin Chavez | SJ | 06/30/2012 | 07/03/2012 | |
| 2 | Steven Beitashour | SJ | 04/14/2012 | 04/21/2012 | |
| 2 | Shea Salinas | SJ | 07/28/2012 | 08/11/2012 | |
| 2 | Chris Wondolowski | SJ | 09/02/2012 | 09/15/2012 | |
| 2 | Tressor Moreno | SJ | 04/07/2012 | 04/21/2012 | |
| 2 | Ryan Johnson | TOR | 04/21/2012 | 04/28/2012 | |
| 2 | Nick Soolsma | TOR | 05/26/2012 | 06/27/2012 | |
| 2 | Ashtone Morgan | TOR | 06/23/2012 | 06/27/2012 | |
| 2 | Davide Chiumiento | VAN | 06/16/2012 | 06/20/2012 | |
| 2 | Camilo | VAN | 07/27/2012 | 08/11/2012 | |
| 2 | Lee Young-Pyo | VAN | 07/18/2012 | 07/22/2012 | |
| 2 | Davide Chiumiento | VAN | 05/05/2012 | 05/12/2012 | |

## CONSECUTIVE GAMES WITH GOALS

| # | PLAYER | TM | START | STOP | |
|---|---|---|---|---|---|
| 5 | Chris Wondolowski | SJ | 03/24/2012 | 04/21/2012 | |
| 5 | Danny Koevermans | TOR | 06/20/2012 | 07/04/2012 | |
| 4 | Marco Di Vaio | MTL | 08/18/2012 | 09/15/2012 | |
| 4 | Kenny Cooper | NY | 05/09/2012 | 05/23/2012 | |
| 4 | Kenny Cooper | NY | 03/25/2012 | 04/14/2012 | |
| 4 | Jack McInerney | PHI | 09/29/2012 | 10/20/2012 | |
| 4 | Fredy Montero | SEA | 08/05/2012 | 08/25/2012 | |
| 3 | Justin Meram | CLB | 05/12/2012 | 05/23/2012 | |
| 3 | Blas Perez | DAL | 09/29/2012 | 10/21/2012 | |
| 3 | Fabian Castillo | DAL | 08/11/2012 | 08/18/2012 | |
| 3 | Chris Pontius | DC | 06/16/2012 | 06/30/2012 | |
| 3 | Will Bruin | HOU | 04/15/2012 | 04/28/2012 | |
| 3 | Will Bruin | HOU | 06/16/2012 | 06/23/2012 | |
| 3 | Landon Donovan | LA | 06/20/2012 | 06/30/2012 | |
| 3 | David Beckham | LA | 06/30/2012 | 07/18/2012 | |
| 3 | Bernardo Corradi | MTL | 04/14/2012 | 04/28/2012 | |
| 3 | Saer Sene | NE | 05/12/2012 | 05/26/2012 | |
| 3 | Thierry Henry | NY | 03/25/2012 | 04/07/2012 | |
| 3 | Darlington Nagbe | POR | 08/15/2012 | 08/25/2012 | |
| 3 | Chris Wondolowski | SJ | 09/15/2012 | 09/22/2012 | |
| 3 | Alan Gordon | SJ | 07/14/2012 | 07/22/2012 | |
| 3 | Chris Wondolowski | SJ | 10/06/2012 | 10/27/2012 | Active |
| 3 | Chris Wondolowski | SJ | 06/20/2012 | 06/30/2012 | |
| 3 | Alan Gordon | SJ | 05/13/2012 | 05/23/2012 | |
| 2 | Marco Pappa | CHI | 06/23/2012 | 06/29/2012 | |
| 2 | Alvaro Fernandez | CHI | 07/07/2012 | 07/15/2012 | |
| 2 | Dominic Oduro | CHI | 03/17/2012 | 03/24/2012 | |
| 2 | Daniel Paladini | CHI | 08/22/2012 | 09/02/2012 | |
| 2 | Marco Pappa | CHI | 04/28/2012 | 05/04/2012 | |
| 2 | Chris Rolfe | CHI | 08/12/2012 | 08/18/2012 | |
| 2 | Alvaro Fernandez | CHI | 09/12/2012 | 09/15/2012 | |
| 2 | Miller Bolanos | CHV | 08/25/2012 | 08/29/2012 | |
| 2 | Jose Correa | CHV | 05/13/2012 | 05/19/2012 | |
| 2 | Eddie Gaven | CLB | 10/07/2012 | 10/20/2012 | |
| 2 | Eddie Gaven | CLB | 08/19/2012 | 08/22/2012 | |
| 2 | Emilio Renteria | CLB | 05/23/2012 | 05/26/2012 | |
| 2 | Federico Higuain | CLB | 08/22/2012 | 08/25/2012 | |
| 2 | Tony Tchani | CLB | 06/23/2012 | 06/30/2012 | |
| 2 | Jairo Arrieta | CLB | 09/22/2012 | 09/29/2012 | |
| 2 | Omar Cummings | COL | 07/07/2012 | 07/14/2012 | |
| 2 | Jaime Castrillon | COL | 05/02/2012 | 05/06/2012 | |
| 2 | Omar Cummings | COL | 03/25/2012 | 04/01/2012 | |
| 2 | Kamani Hill | COL | 10/20/2012 | 10/27/2012 | Active |
| 2 | Andre Akpan | COL | 10/06/2012 | 10/27/2012 | Active |
| 2 | Brek Shea | DAL | 04/25/2012 | 04/28/2012 | |
| 2 | Matt Hedges | DAL | 05/23/2012 | 05/26/2012 | |
| 2 | Hamdi Salihi | DC | 05/16/2012 | 05/19/2012 | |
| 2 | Dwayne De Rosario | DC | 04/28/2012 | 05/02/2012 | |
| 2 | Maicon Santos | DC | 04/14/2012 | 04/18/2012 | |
| 2 | Dwayne De Rosario | DC | 05/16/2012 | 05/19/2012 | |
| 2 | Hamdi Salihi | DC | 05/02/2012 | 05/05/2012 | |
| 2 | Boniek Garcia | HOU | 09/23/2012 | 09/29/2012 | |
| 2 | Calen Carr | HOU | 07/28/2012 | 08/03/2012 | |
| 2 | Brad Davis | HOU | 06/23/2012 | 06/30/2012 | |
| 2 | C.J. Sapong | KC | 09/14/2012 | 09/19/2012 | |
| 2 | Kei Kamara | KC | 08/18/2012 | 08/26/2012 | |
| 2 | C.J. Sapong | KC | 03/10/2012 | 03/17/2012 | |
| 2 | Kei Kamara | KC | 03/17/2012 | 03/25/2012 | |
| 2 | Teal Bunbury | KC | 08/04/2012 | 08/11/2012 | |
| 2 | C.J. Sapong | KC | 05/27/2012 | 06/16/2012 | |
| 2 | Aurelien Collin | KC | 04/14/2012 | 04/18/2012 | |
| 2 | Robbie Keane | LA | 03/18/2012 | 03/31/2012 | |
| 2 | Robbie Keane | LA | 09/14/2012 | 09/22/2012 | |
| 2 | Robbie Keane | LA | 10/06/2012 | 10/21/2012 | |
| 2 | Mike Magee | LA | 06/20/2012 | 06/23/2012 | |
| 2 | Landon Donovan | LA | 04/14/2012 | 04/21/2012 | |
| 2 | Robbie Keane | LA | 07/08/2012 | 07/14/2012 | |
| 2 | Robbie Keane | LA | 08/12/2012 | 08/15/2012 | |
| 2 | Juninho | LA | 08/26/2012 | 09/01/2012 | |
| 2 | Patrice Bernier | MTL | 05/05/2012 | 05/26/2012 | |
| 2 | Felipe Martins | MTL | 06/16/2012 | 06/20/2012 | |
| 2 | Patrice Bernier | MTL | 07/04/2012 | 07/08/2012 | |
| 2 | Patrice Bernier | MTL | 08/18/2012 | 08/25/2012 | |
| 2 | Andrew Wenger | MTL | 05/26/2012 | 06/16/2012 | |
| 2 | Saer Sene | NE | 03/24/2012 | 03/31/2012 | |
| 2 | Sebastien Le Toux | NY | 04/07/2012 | 04/18/2012 | |
| 2 | Thierry Henry | NY | 04/22/2012 | 04/28/2012 | |
| 2 | Jan Gunnar Solli | NY | 06/24/2012 | 06/30/2012 | |
| 2 | Jack McInerney | PHI | 06/23/2012 | 07/04/2012 | |
| 2 | Bright Dike | POR | 09/22/2012 | 09/29/2012 | |
| 2 | Kris Boyd | POR | 04/07/2012 | 04/14/2012 | |
| 2 | Fabian Espindola | RSL | 03/10/2012 | 03/17/2012 | |
| 2 | Alvaro Saborio | RSL | 07/21/2012 | 07/27/2012 | |
| 2 | David Estrada | SEA | 03/17/2012 | 03/23/2012 | |
| 2 | Eddie Johnson | SEA | 06/24/2012 | 06/30/2012 | |
| 2 | Eddie Johnson | SEA | 07/28/2012 | 08/05/2012 | |
| 2 | Eddie Johnson | SEA | 04/28/2012 | 05/02/2012 | |
| 2 | Chris Wondolowski | SJ | 05/02/2012 | 05/05/2012 | |
| 2 | Steven Lenhart | SJ | 04/28/2012 | 05/02/2012 | |
| 2 | Simon Dawkins | SJ | 08/25/2012 | 09/02/2012 | |
| 2 | Marvin Chavez | SJ | 10/06/2012 | 10/21/2012 | |
| 2 | Steven Lenhart | SJ | 07/28/2012 | 08/11/2012 | |
| 2 | Ryan Johnson | TOR | 06/23/2012 | 06/27/2012 | |
| 2 | Danny Koevermans | TOR | 05/19/2012 | 05/26/2012 | |
| 2 | Eric Hassli | TOR | 09/12/2012 | 09/15/2012 | |
| 2 | Eric Hassli | TOR | 05/05/2012 | 05/12/2012 | |
| 2 | Luis Silva | TOR | 07/11/2012 | 07/14/2012 | |
| 2 | Darren Mattocks | VAN | 05/26/2012 | 06/10/2012 | |
| 2 | Barry Robson | VAN | 07/18/2012 | 07/22/2012 | |
| 2 | Darren Mattocks | VAN | 07/04/2012 | 07/11/2012 | |

## TEAM WINNING STREAK LEADERS

| TEAM | # | START | STOP |
|---|---|---|---|
| Chicago Fire | 3 | 06/17/2012 | 06/29/2012 |
| Chicago Fire | 3 | 08/04/2012 | 08/18/2012 |
| Chicago Fire | 4 | 09/02/2012 | 09/22/2012 |
| Chivas USA | 2 | 04/07/2012 | 04/14/2012 |
| Colorado Rapids | 2 | 03/10/2012 | 03/18/2012 |
| Colorado Rapids | 2 | 10/20/2012 | |
| Columbus Crew | 2 | 03/24/2012 | 03/31/2012 |
| Columbus Crew | 2 | 05/23/2012 | 05/26/2012 |
| Columbus Crew | 2 | 07/21/2012 | 07/28/2012 |
| Columbus Crew | 4 | 08/22/2012 | 09/01/2012 |
| FC Dallas | 2 | 04/05/2012 | 04/14/2012 |
| FC Dallas | 3 | 08/11/2012 | 08/18/2012 |
| D.C. United | 2 | 04/22/2012 | 04/28/2012 |
| D.C. United | 4 | 05/16/2012 | 06/16/2012 |
| D.C. United | 3 | 09/15/2012 | 09/23/2012 |
| D.C. United | 2 | 10/06/2012 | 10/20/2012 |
| Houston Dynamo | 2 | 03/11/2012 | 03/17/2012 |
| Houston Dynamo | 5 | 07/15/2012 | 08/03/2012 |
| Sporting Kansas City | 7 | 03/10/2012 | 04/18/2012 |
| Sporting Kansas City | 2 | 05/27/2012 | 06/16/2012 |
| Sporting Kansas City | 3 | 08/04/2012 | 08/18/2012 |
| LA Galaxy | 2 | 04/14/2012 | 04/21/2012 |
| LA Galaxy | 3 | 06/17/2012 | 06/23/2012 |
| LA Galaxy | 2 | 07/08/2012 | 07/14/2012 |
| LA Galaxy | 2 | 07/21/2012 | 07/28/2012 |
| LA Galaxy | 4 | 08/26/2012 | 09/22/2012 |
| Montreal Impact | 2 | 04/28/2012 | 05/05/2012 |
| Montreal Impact | 5 | 07/28/2012 | 08/25/2012 |
| New England Revolution | 2 | 03/24/2012 | 03/31/2012 |
| New England Revolution | 2 | 10/20/2012 | |
| New York Red Bulls | 3 | 03/25/2012 | 04/07/2012 |
| New York Red Bulls | 5 | 04/28/2012 | 05/19/2012 |
| New York Red Bulls | 2 | 07/18/2012 | 07/21/2012 |
| New York Red Bulls | 2 | 08/10/2012 | 08/19/2012 |
| Philadelphia Union | 2 | 04/14/2012 | 04/21/2012 |
| Philadelphia Union | 3 | 07/04/2012 | 07/14/2012 |
| Philadelphia Union | 2 | 10/03/2012 | 10/06/2012 |
| Portland Timbers | 2 | 08/25/2012 | 08/31/2012 |
| Real Salt Lake | 2 | 03/10/2012 | 03/17/2012 |
| Real Salt Lake | 3 | 03/31/2012 | 04/07/2012 |
| Real Salt Lake | 2 | 04/28/2012 | 05/05/2012 |
| Real Salt Lake | 3 | 05/12/2012 | 06/16/2012 |
| Real Salt Lake | 2 | 07/21/2012 | 07/27/2012 |
| Real Salt Lake | 3 | 09/22/2012 | 10/06/2012 |
| San Jose Earthquakes | 3 | 03/24/2012 | 04/07/2012 |
| San Jose Earthquakes | 3 | 04/21/2012 | 05/02/2012 |
| San Jose Earthquakes | 3 | 06/20/2012 | 06/30/2012 |
| San Jose Earthquakes | 2 | 07/14/2012 | 07/18/2012 |
| San Jose Earthquakes | 3 | 08/25/2012 | 09/15/2012 |
| Seattle Sounders FC | 2 | 03/17/2012 | 03/23/2012 |
| Seattle Sounders FC | 5 | 04/14/2012 | 05/09/2012 |
| Seattle Sounders FC | 2 | 07/28/2012 | 08/05/2012 |
| Seattle Sounders FC | 2 | 08/18/2012 | 08/25/2012 |
| Toronto FC | 3 | 07/11/2012 | 07/18/2012 |
| Vancouver Whitecaps FC | 2 | 03/10/2012 | 03/17/2012 |
| Vancouver Whitecaps FC | 3 | 04/21/2012 | 05/05/2012 |
| Vancouver Whitecaps FC | 2 | 06/10/2012 | 06/16/2012 |

## TEAM LOSING STREAK LEADERS

| TEAM | # | START | STOP |
|---|---|---|---|
| Chicago Fire | 2 | 05/26/2012 | 06/02/2012 |
| Chicago Fire | 2 | 09/28/2012 | 10/03/2012 |
| Chivas USA | 2 | 03/11/2012 | 03/17/2012 |
| Chivas USA | 3 | 04/21/2012 | 05/04/2012 |
| Chivas USA | 7 | 09/02/2012 | 10/03/2012 |
| Colorado Rapids | 3 | 04/07/2012 | 04/21/2012 |
| Colorado Rapids | 2 | 06/16/2012 | 06/20/2012 |
| Colorado Rapids | 6 | 07/04/2012 | 07/28/2012 |
| Colorado Rapids | 2 | 08/25/2012 | 08/31/2012 |
| Columbus Crew | 2 | 04/07/2012 | 04/14/2012 |
| Columbus Crew | 2 | 07/08/2012 | 07/14/2012 |
| Columbus Crew | 2 | 09/05/2012 | 09/15/2012 |
| FC Dallas | 2 | 03/25/2012 | 03/30/2012 |
| FC Dallas | 3 | 05/06/2012 | 05/12/2012 |
| FC Dallas | 3 | 05/23/2012 | 06/16/2012 |
| D.C. United | 2 | 03/10/2012 | 03/18/2012 |
| D.C. United | 2 | 07/15/2012 | 07/21/2012 |
| Houston Dynamo | 2 | 04/28/2012 | 05/09/2012 |
| Sporting Kansas City | 3 | 04/21/2012 | 05/12/2012 |
| Sporting Kansas City | 2 | 06/23/2012 | 06/29/2012 |
| LA Galaxy | 2 | 03/31/2012 | 04/07/2012 |
| LA Galaxy | 2 | 05/02/2012 | 05/05/2012 |
| LA Galaxy | 3 | 05/19/2012 | 05/26/2012 |
| LA Galaxy | 2 | 06/30/2012 | 07/04/2012 |
| Montreal Impact | 3 | 03/24/2012 | 04/04/2012 |
| Montreal Impact | 2 | 05/19/2012 | 05/26/2012 |
| Montreal Impact | 3 | 06/27/2012 | 07/04/2012 |
| Montreal Impact | 2 | 09/01/2012 | 09/15/2012 |
| New England Revolution | 2 | 03/10/2012 | 03/17/2012 |
| New England Revolution | 3 | 04/05/2012 | 04/28/2012 |
| New England Revolution | 2 | 07/14/2012 | 07/18/2012 |
| New England Revolution | 5 | 07/29/2012 | 08/25/2012 |
| New England Revolution | 2 | 09/29/2012 | 10/06/2012 |
| New York Red Bulls | 2 | 03/11/2012 | 03/17/2012 |
| New York Red Bulls | 2 | 07/28/2012 | 08/03/2012 |
| Philadelphia Union | 3 | 03/12/2012 | 03/24/2012 |
| Philadelphia Union | 3 | 04/28/2012 | 05/13/2012 |
| Philadelphia Union | 2 | 05/26/2012 | 06/16/2012 |
| Philadelphia Union | 2 | 08/04/2012 | 08/12/2012 |
| Philadelphia Union | 3 | 10/20/2012 | |
| Portland Timbers | 4 | 03/24/2012 | 04/14/2012 |
| Portland Timbers | 5 | 07/07/2012 | 07/28/2012 |
| Real Salt Lake | 2 | 04/14/2012 | 04/21/2012 |
| Real Salt Lake | 3 | 06/20/2012 | 06/30/2012 |
| Real Salt Lake | 3 | 08/04/2012 | 08/18/2012 |
| Toronto FC | 9 | 03/17/2012 | 05/19/2012 |
| Toronto FC | 2 | 07/28/2012 | 08/04/2012 |
| Toronto FC | 2 | 08/18/2012 | 08/22/2012 |
| Toronto FC | 2 | 09/01/2012 | 09/12/2012 |

## TEAM UNDEFEATED STREAK LEADERS

| TEAM | # | START | STOP |
|---|---|---|---|
| Chicago Fire | 2 | 03/17/2012 | 03/24/2012 |
| Chicago Fire | 2 | 04/15/2012 | 04/21/2012 |
| Chicago Fire | 3 | 05/04/2012 | 05/12/2012 |
| Chicago Fire | 4 | 06/17/2012 | 07/03/2012 |
| Chicago Fire | 4 | 07/28/2012 | 08/18/2012 |
| Chicago Fire | 4 | 09/02/2012 | 09/22/2012 |
| Chivas USA | 2 | 04/07/2012 | 04/14/2012 |
| Chivas USA | 4 | 05/13/2012 | 05/26/2012 |
| Chivas USA | 4 | 06/20/2012 | 07/18/2012 |
| Colorado Rapids | 2 | 03/10/2012 | 03/18/2012 |
| Colorado Rapids | 2 | 05/19/2012 | 05/26/2012 |
| Colorado Rapids | 2 | 09/23/2012 | 09/30/2012 |
| Colorado Rapids | 2 | 10/20/2012 | |
| Columbus Crew | 2 | 03/24/2012 | 03/31/2012 |
| Columbus Crew | 6 | 05/05/2012 | 06/16/2012 |
| Columbus Crew | 2 | 07/21/2012 | 07/28/2012 |
| Columbus Crew | 6 | 08/15/2012 | 09/01/2012 |
| Columbus Crew | 2 | 09/29/2012 | 10/07/2012 |
| FC Dallas | 2 | 03/11/2012 | 03/17/2012 |
| FC Dallas | 2 | 04/05/2012 | 04/14/2012 |
| FC Dallas | 2 | 04/25/2012 | 04/28/2012 |
| FC Dallas | 4 | 06/23/2012 | 07/14/2012 |
| FC Dallas | 4 | 08/05/2012 | 08/18/2012 |
| FC Dallas | 4 | 09/02/2012 | 10/07/2012 |
| D.C. United | 7 | 03/24/2012 | 04/28/2012 |
| D.C. United | 4 | 05/16/2012 | 06/16/2012 |
| D.C. United | 2 | 08/19/2012 | 08/22/2012 |
| D.C. United | 7 | 09/15/2012 | |
| Houston Dynamo | 2 | 03/11/2012 | 03/17/2012 |
| Houston Dynamo | 2 | 04/15/2012 | 04/21/2012 |
| Houston Dynamo | 4 | 05/12/2012 | 05/26/2012 |
| Houston Dynamo | 2 | 06/16/2012 | 06/20/2012 |
| Houston Dynamo | 8 | 06/30/2012 | 08/03/2012 |
| Houston Dynamo | 2 | 08/19/2012 | 08/25/2012 |
| Houston Dynamo | 2 | 09/06/2012 | 09/14/2012 |
| Houston Dynamo | 3 | 09/29/2012 | 10/20/2012 |
| Sporting Kansas City | 7 | 03/10/2012 | 04/18/2012 |
| Sporting Kansas City | 4 | 05/19/2012 | 06/20/2012 |
| Sporting Kansas City | 3 | 07/04/2012 | 07/14/2012 |
| Sporting Kansas City | 12 | 08/04/2012 | |
| LA Galaxy | 3 | 04/14/2012 | 04/28/2012 |
| LA Galaxy | 3 | 06/17/2012 | 06/23/2012 |
| LA Galaxy | 5 | 07/08/2012 | 07/28/2012 |
| LA Galaxy | 7 | 08/12/2012 | 09/30/2012 |
| LA Galaxy | 2 | 10/21/2012 | |
| Montreal Impact | 4 | 04/18/2012 | 05/12/2012 |
| Montreal Impact | 5 | 07/28/2012 | 08/25/2012 |
| Montreal Impact | 3 | 09/22/2012 | 10/20/2012 |
| New England Revolution | 2 | 03/24/2012 | 03/31/2012 |
| New England Revolution | 2 | 05/12/2012 | 05/19/2012 |
| New England Revolution | 5 | 06/02/2012 | 07/08/2012 |
| New England Revolution | 3 | 08/29/2012 | 09/05/2012 |
| New England Revolution | 2 | 10/20/2012 | |
| New York Red Bulls | 4 | 03/25/2012 | 04/14/2012 |
| New York Red Bulls | 6 | 04/28/2012 | 05/23/2012 |
| New York Red Bulls | 3 | 06/20/2012 | 06/30/2012 |
| New York Red Bulls | 3 | 07/15/2012 | 07/21/2012 |
| New York Red Bulls | 5 | 08/10/2012 | 09/15/2012 |
| New York Red Bulls | 2 | 09/22/2012 | 09/29/2012 |
| New York Red Bulls | 2 | 10/20/2012 | |
| Philadelphia Union | 3 | 03/31/2012 | 04/21/2012 |
| Philadelphia Union | 3 | 07/04/2012 | 07/14/2012 |
| Philadelphia Union | 2 | 08/19/2012 | 08/24/2012 |
| Philadelphia Union | 2 | 09/01/2012 | 09/15/2012 |
| Philadelphia Union | 2 | 10/03/2012 | 10/06/2012 |
| Portland Timbers | 2 | 03/12/2012 | 03/17/2012 |
| Portland Timbers | 4 | 05/05/2012 | 05/26/2012 |
| Portland Timbers | 2 | 08/05/2012 | 08/15/2012 |
| Portland Timbers | 2 | 08/25/2012 | 08/31/2012 |
| Portland Timbers | 2 | 09/15/2012 | 09/19/2012 |
| Portland Timbers | 2 | 10/21/2012 | |
| Real Salt Lake | 2 | 03/10/2012 | 03/17/2012 |
| Real Salt Lake | 3 | 03/31/2012 | 04/07/2012 |
| Real Salt Lake | 7 | 04/25/2012 | 06/16/2012 |
| Real Salt Lake | 2 | 07/04/2012 | 07/07/2012 |
| Real Salt Lake | 2 | 07/21/2012 | 07/27/2012 |
| Real Salt Lake | 2 | 08/24/2012 | 09/01/2012 |
| Real Salt Lake | 5 | 09/22/2012 | |
| San Jose Earthquakes | 7 | 03/24/2012 | 05/02/2012 |
| San Jose Earthquakes | 3 | 05/13/2012 | 05/23/2012 |
| San Jose Earthquakes | 3 | 06/20/2012 | 06/30/2012 |
| San Jose Earthquakes | 3 | 07/07/2012 | 07/18/2012 |
| San Jose Earthquakes | 2 | 07/28/2012 | 08/11/2012 |
| San Jose Earthquakes | 9 | 08/25/2012 | |
| Seattle Sounders FC | 2 | 03/17/2012 | 03/23/2012 |
| Seattle Sounders FC | 6 | 04/07/2012 | 05/09/2012 |
| Seattle Sounders FC | 6 | 06/30/2012 | 08/05/2012 |
| Seattle Sounders FC | 5 | 08/18/2012 | 09/15/2012 |
| Seattle Sounders FC | 4 | 09/29/2012 | 10/21/2012 |
| Toronto FC | 5 | 06/20/2012 | 07/04/2012 |
| Toronto FC | 3 | 07/11/2012 | 07/18/2012 |
| Vancouver Whitecaps FC | 4 | 03/10/2012 | 03/31/2012 |
| Vancouver Whitecaps FC | 3 | 04/21/2012 | 05/05/2012 |
| Vancouver Whitecaps FC | 5 | 05/19/2012 | 06/20/2012 |
| Vancouver Whitecaps FC | 2 | 07/04/2012 | 07/07/2012 |
| Vancouver Whitecaps FC | 2 | 07/18/2012 | 07/22/2012 |
| Vancouver Whitecaps FC | 3 | 09/23/2012 | 10/03/2012 |

## TEAM HOME WINNING STREAK LEADERS

| TEAM | # | START | STOP |
|---|---|---|---|
| Chicago Fire | 4 | 05/12/2012 | 06/23/2012 |
| Chicago Fire | 6 | 07/14/2012 | 09/22/2012 |
| Colorado Rapids | 2 | 03/10/2012 | 04/01/2012 |
| Columbus Crew | 3 | 05/12/2012 | 06/30/2012 |
| Columbus Crew | 5 | 08/22/2012 | 09/29/2012 |
| FC Dallas | 2 | 04/05/2012 | 04/14/2012 |
| D.C. United | 7 | 04/22/2012 | 08/04/2012 |
| D.C. United | 3 | 09/15/2012 | |
| Houston Dynamo | 2 | 05/26/2012 | 06/16/2012 |
| Houston Dynamo | 4 | 07/15/2012 | 08/03/2012 |
| Houston Dynamo | 2 | 09/06/2012 | 09/29/2012 |
| Sporting Kansas City | 4 | 03/17/2012 | 04/14/2012 |
| Sporting Kansas City | 2 | 05/27/2012 | 06/16/2012 |
| Sporting Kansas City | 2 | 09/28/2012 | |
| LA Galaxy | 2 | 06/17/2012 | 06/23/2012 |
| LA Galaxy | 5 | 07/21/2012 | 09/22/2012 |
| Montreal Impact | 2 | 04/07/2012 | 04/28/2012 |
| Montreal Impact | 2 | 06/16/2012 | 06/23/2012 |
| Montreal Impact | 6 | 07/08/2012 | 08/25/2012 |
| New England Revolution | 2 | 05/02/2012 | 05/12/2012 |
| New York Red Bulls | 2 | 03/25/2012 | 03/31/2012 |
| New York Red Bulls | 2 | 04/28/2012 | 05/09/2012 |
| New York Red Bulls | 5 | 07/18/2012 | 09/15/2012 |
| Philadelphia Union | 4 | 06/23/2012 | 07/29/2012 |
| Philadelphia Union | 2 | 09/23/2012 | 10/06/2012 |
| Portland Timbers | 2 | 06/24/2012 | 07/03/2012 |
| Portland Timbers | 2 | 08/25/2012 | 08/31/2012 |
| Real Salt Lake | 5 | 04/04/2012 | 05/26/2012 |
| Real Salt Lake | 3 | 07/07/2012 | 07/27/2012 |
| Real Salt Lake | 2 | 09/01/2012 | 09/22/2012 |
| San Jose Earthquakes | 3 | 04/07/2012 | 05/02/2012 |
| San Jose Earthquakes | 3 | 06/30/2012 | 07/18/2012 |
| San Jose Earthquakes | 3 | 08/11/2012 | 09/02/2012 |
| Seattle Sounders FC | 2 | 03/17/2012 | 03/23/2012 |
| Seattle Sounders FC | 3 | 04/14/2012 | 05/05/2012 |
| Seattle Sounders FC | 4 | 07/07/2012 | 09/08/2012 |
| Toronto FC | 2 | 07/11/2012 | 07/18/2012 |
| Vancouver Whitecaps FC | 2 | 04/21/2012 | 05/05/2012 |
| Vancouver Whitecaps FC | 2 | 06/10/2012 | 06/16/2012 |
| Vancouver Whitecaps FC | 2 | 07/22/2012 | 08/11/2012 |

## TEAM HOME LOSING STREAK LEADERS

| TEAM | # | START | STOP |
|---|---|---|---|
| Chivas USA | 5 | 03/11/2012 | 05/04/2012 |
| Chivas USA | 4 | 08/12/2012 | 09/29/2012 |
| Colorado Rapids | 3 | 07/04/2012 | 07/28/2012 |
| FC Dallas | 2 | 05/06/2012 | 05/09/2012 |
| LA Galaxy | 2 | 05/05/2012 | 05/23/2012 |
| Montreal Impact | 2 | 06/27/2012 | 07/04/2012 |
| New England Revolution | 3 | 07/14/2012 | 08/12/2012 |
| Philadelphia Union | 3 | 04/28/2012 | 06/16/2012 |
| Philadelphia Union | 2 | 08/29/2012 | 09/20/2012 |
| Portland Timbers | 2 | 03/31/2012 | 04/07/2012 |
| Portland Timbers | 2 | 07/14/2012 | 07/28/2012 |
| Real Salt Lake | 2 | 06/20/2012 | 06/23/2012 |
| Seattle Sounders FC | 2 | 05/12/2012 | 05/23/2012 |
| Toronto FC | 5 | 03/24/2012 | 05/05/2012 |
| Toronto FC | 2 | 08/18/2012 | 09/12/2012 |

## TEAM HOME UNDEFEATED STREAK LEADERS

| TEAM | # | START | STOP |
|---|---|---|---|
| Chicago Fire | 2 | 03/24/2012 | 04/15/2012 |
| Chicago Fire | 5 | 05/09/2012 | 06/23/2012 |
| Chicago Fire | 6 | 07/14/2012 | 09/22/2012 |
| Chivas USA | 2 | 05/19/2012 | 05/26/2012 |
| Chivas USA | 3 | 06/20/2012 | 07/18/2012 |
| Colorado Rapids | 2 | 03/10/2012 | 04/01/2012 |
| Colorado Rapids | 3 | 04/28/2012 | 05/26/2012 |
| Colorado Rapids | 4 | 08/04/2012 | 09/30/2012 |
| Columbus Crew | 3 | 05/12/2012 | 06/30/2012 |
| Columbus Crew | 9 | 07/21/2012 | |
| FC Dallas | 5 | 03/11/2012 | 04/25/2012 |
| FC Dallas | 5 | 05/19/2012 | 07/21/2012 |
| FC Dallas | 4 | 08/11/2012 | |
| D.C. United | 16 | 03/30/2012 | |
| Houston Dynamo | 17 | 05/12/2012 | |
| Sporting Kansas City | 4 | 03/17/2012 | 04/14/2012 |
| Sporting Kansas City | 2 | 05/27/2012 | 06/16/2012 |
| Sporting Kansas City | 2 | 07/07/2012 | 07/21/2012 |
| Sporting Kansas City | 6 | 08/11/2012 | |
| LA Galaxy | 2 | 04/14/2012 | 04/28/2012 |
| LA Galaxy | 2 | 06/17/2012 | 06/23/2012 |
| LA Galaxy | 5 | 07/21/2012 | 09/22/2012 |
| Montreal Impact | 4 | 03/17/2012 | 05/12/2012 |
| Montreal Impact | 2 | 06/16/2012 | 06/23/2012 |
| Montreal Impact | 7 | 07/08/2012 | 09/22/2012 |
| New England Revolution | 7 | 05/02/2012 | 07/08/2012 |
| New England Revolution | 5 | 08/29/2012 | |
| New York Red Bulls | 13 | 03/25/2012 | 09/15/2012 |
| Philadelphia Union | 2 | 03/31/2012 | 04/14/2012 |
| Philadelphia Union | 4 | 06/23/2012 | 07/29/2012 |
| Philadelphia Union | 2 | 09/23/2012 | 10/06/2012 |
| Portland Timbers | 6 | 04/21/2012 | 07/03/2012 |
| Portland Timbers | 6 | 08/05/2012 | |
| Real Salt Lake | 5 | 04/04/2012 | 05/26/2012 |
| Real Salt Lake | 4 | 07/04/2012 | 07/27/2012 |
| Real Salt Lake | 3 | 09/01/2012 | |
| San Jose Earthquakes | 15 | 04/07/2012 | |
| Seattle Sounders FC | 2 | 03/17/2012 | 03/23/2012 |
| Seattle Sounders FC | 3 | 04/14/2012 | 05/05/2012 |
| Seattle Sounders FC | 5 | 06/20/2012 | 09/08/2012 |
| Seattle Sounders FC | 3 | 10/07/2012 | |
| Toronto FC | 5 | 05/26/2012 | 07/18/2012 |
| Vancouver Whitecaps FC | 2 | 03/10/2012 | 03/24/2012 |

## TEAM ROAD WINNING STREAK LEADERS

| TEAM | # | START | STOP |
|---|---|---|---|
| Chicago Fire | 2 | 04/21/2012 | 05/04/2012 |
| Chivas USA | 3 | 03/24/2012 | 04/14/2012 |
| FC Dallas | 2 | 08/15/2012 | 08/18/2012 |
| Houston Dynamo | 2 | 03/11/2012 | 03/17/2012 |
| Sporting Kansas City | 3 | 03/10/2012 | 04/18/2012 |
| Sporting Kansas City | 2 | 07/04/2012 | 07/14/2012 |
| Sporting Kansas City | 3 | 08/04/2012 | 09/19/2012 |
| LA Galaxy | 2 | 07/08/2012 | 07/14/2012 |
| New York Red Bulls | 3 | 05/05/2012 | 05/19/2012 |
| Real Salt Lake | 2 | 03/10/2012 | 03/31/2012 |
| Real Salt Lake | 2 | 05/12/2012 | 06/16/2012 |
| Real Salt Lake | 2 | 09/29/2012 | 10/06/2012 |
| San Jose Earthquakes | 2 | 03/24/2012 | 03/31/2012 |
| San Jose Earthquakes | 2 | 06/20/2012 | 06/23/2012 |
| San Jose Earthquakes | 3 | 09/15/2012 | 10/06/2012 |
| Seattle Sounders FC | 2 | 04/28/2012 | 05/09/2012 |

## TEAM ROAD LOSING STREAK LEADERS

| TEAM | # | START | STOP |
|---|---|---|---|
| Chicago Fire | 3 | 05/20/2012 | 06/02/2012 |
| Chivas USA | 5 | 09/02/2012 | 10/03/2012 |
| Colorado Rapids | 4 | 03/25/2012 | 05/02/2012 |
| Colorado Rapids | 9 | 05/16/2012 | 09/14/2012 |
| Columbus Crew | 2 | 06/23/2012 | 07/08/2012 |
| Columbus Crew | 4 | 09/05/2012 | |
| FC Dallas | 3 | 03/25/2012 | 04/21/2012 |
| FC Dallas | 4 | 05/12/2012 | 06/16/2012 |
| D.C. United | 6 | 06/24/2012 | 09/01/2012 |
| Houston Dynamo | 2 | 04/28/2012 | 05/09/2012 |
| Houston Dynamo | 2 | 06/10/2012 | 06/23/2012 |
| Houston Dynamo | 2 | 08/10/2012 | 09/02/2012 |
| Houston Dynamo | 2 | 09/23/2012 | |
| Sporting Kansas City | 2 | 04/21/2012 | 05/12/2012 |
| LA Galaxy | 2 | 05/19/2012 | 05/26/2012 |
| Montreal Impact | 5 | 03/10/2012 | 04/14/2012 |
| Montreal Impact | 5 | 05/26/2012 | 07/21/2012 |
| Montreal Impact | 2 | 09/01/2012 | 09/15/2012 |
| New England Revolution | 2 | 03/10/2012 | 03/17/2012 |
| New England Revolution | 4 | 04/05/2012 | 05/26/2012 |
| New England Revolution | 6 | 07/29/2012 | 10/06/2012 |
| New York Red Bulls | 2 | 03/11/2012 | 03/17/2012 |
| New York Red Bulls | 3 | 07/08/2012 | 08/03/2012 |
| Philadelphia Union | 2 | 03/12/2012 | 03/24/2012 |
| Philadelphia Union | 2 | 05/26/2012 | 06/30/2012 |
| Philadelphia Union | 2 | 07/21/2012 | 08/04/2012 |
| Philadelphia Union | 2 | 10/20/2012 | |
| Portland Timbers | 3 | 03/24/2012 | 04/28/2012 |
| Portland Timbers | 5 | 06/17/2012 | 07/21/2012 |
| Portland Timbers | 2 | 08/19/2012 | 09/05/2012 |
| Portland Timbers | 2 | 09/22/2012 | 10/07/2012 |
| Real Salt Lake | 2 | 04/14/2012 | 04/21/2012 |
| Real Salt Lake | 4 | 06/30/2012 | 08/11/2012 |
| San Jose Earthquakes | 2 | 07/22/2012 | 08/18/2012 |
| Seattle Sounders FC | 2 | 06/16/2012 | 06/24/2012 |
| Toronto FC | 5 | 03/17/2012 | 06/16/2012 |
| Toronto FC | 2 | 08/04/2012 | 08/22/2012 |
| Toronto FC | 4 | 09/01/2012 | |
| Vancouver Whitecaps FC | 7 | 07/11/2012 | 09/15/2012 |

## TEAM ROAD UNDEFEATED STREAK LEADERS

| TEAM | # | START | STOP |
|---|---|---|---|
| Chicago Fire | 2 | 04/21/2012 | 05/04/2012 |
| Chicago Fire | 2 | 06/29/2012 | 07/03/2012 |
| Chicago Fire | 2 | 07/28/2012 | 08/12/2012 |
| Chivas USA | 3 | 03/24/2012 | 04/14/2012 |
| Chivas USA | 3 | 05/13/2012 | 06/23/2012 |
| Chivas USA | 3 | 07/28/2012 | 08/29/2012 |
| Colorado Rapids | 2 | 09/23/2012 | |
| Columbus Crew | 4 | 05/05/2012 | 06/16/2012 |
| Columbus Crew | 2 | 08/19/2012 | 08/29/2012 |
| FC Dallas | 3 | 08/05/2012 | 08/18/2012 |
| FC Dallas | 2 | 09/29/2012 | 10/07/2012 |
| D.C. United | 2 | 03/24/2012 | 04/14/2012 |
| D.C. United | 4 | 09/20/2012 | |
| Houston Dynamo | 2 | 03/11/2012 | 03/17/2012 |
| Houston Dynamo | 2 | 04/15/2012 | 04/21/2012 |
| Houston Dynamo | 2 | 07/07/2012 | 07/28/2012 |
| Sporting Kansas City | 3 | 03/10/2012 | 04/18/2012 |
| Sporting Kansas City | 2 | 05/19/2012 | 06/20/2012 |
| Sporting Kansas City | 2 | 07/04/2012 | 07/14/2012 |
| Sporting Kansas City | 6 | 08/04/2012 | |
| LA Galaxy | 4 | 07/08/2012 | 07/28/2012 |
| LA Galaxy | 4 | 08/12/2012 | |
| Montreal Impact | 2 | 04/18/2012 | 05/05/2012 |
| Montreal Impact | 2 | 10/06/2012 | |
| New York Red Bulls | 3 | 05/05/2012 | 05/19/2012 |
| New York Red Bulls | 2 | 06/20/2012 | 06/30/2012 |
| New York Red Bulls | 4 | 08/26/2012 | |
| Philadelphia Union | 3 | 08/19/2012 | 09/15/2012 |
| Real Salt Lake | 2 | 03/10/2012 | 03/31/2012 |
| Real Salt Lake | 4 | 04/25/2012 | 06/16/2012 |
| Real Salt Lake | 3 | 09/29/2012 | |
| San Jose Earthquakes | 4 | 03/24/2012 | 04/28/2012 |
| San Jose Earthquakes | 2 | 06/20/2012 | 06/23/2012 |
| San Jose Earthquakes | 4 | 09/15/2012 | |
| Seattle Sounders FC | 5 | 04/07/2012 | 05/26/2012 |
| Seattle Sounders FC | 4 | 06/30/2012 | 07/28/2012 |

## OWN GOALS RECEIVED

| DATE | REC TM | | OFF TM | MIN | PLAYER |
|---|---|---|---|---|---|
| 03/10/2012 | RSL | 3 at LA | 1 | 73 | Sean Franklin |
| 04/18/2012 | KC | 3 at VAN | 1 | 51 | Martin Bonjour |
| 04/21/2012 | POR | 1 vs KC | 0 | 41 | Chance Myers |
| 04/21/2012 | LA | 2 at COL | 1 | 21 | Marvell Wynne |
| 04/28/2012 | RSL | 3 vs TOR | 2 | 57 | Richard Eckersley |
| 04/28/2012 | SEA | 2 at CHI | 1 | 39 | Arne Friedrich |
| 05/20/2012 | POR | 2 vs CHI | 1 | 52 | Logan Pause |
| 05/26/2012 | HOU | 2 vs LA | 1 | 38 | Mike Magee |
| 06/20/2012 | SJ | 2 at COL | 1 | 83 | Hunter Freeman |
| 06/30/2012 | LA | 3 at SJ | 4 | 36 | Jason Hernandez |
| 07/14/2012 | MTL | 1 at PHI | 2 | 89 | Keon Daniel |
| 07/21/2012 | DAL | 5 vs POR | 0 | 16 | Hanyer Mosquera |
| 08/12/2012 | PHI | 1 vs CHI | 3 | 34 | Jalil Anibaba |
| 08/19/2012 | DC | 1 vs PHI | 1 | 71 | Amobi Okugo |
| 08/25/2012 | SEA | 6 at CHV | 2 | 91+ | Ante Jazic |
| 08/26/2012 | NY | 1 at KC | 1 | 28 | Kei Kamara |
| 08/29/2012 | NE | 3 vs CHV | 3 | 11 | Rauwshan McKenzie |
| 09/05/2012 | NE | 2 vs CLB | 0 | 74 | Chad Marshall |
| 10/07/2012 | SEA | 3 vs POR | 0 | 25 | Mamadou Danso |

## PENALTY KICK SUMMARY

| DATE | TM | | OPP | | SHOOTER | KEEPER | RES | MN |
|---|---|---|---|---|---|---|---|---|
| 03/17/2012 | HOU | 1 at | SJ | 0 | Brad Davis | Jon Busch | G | 14 |
| 03/23/2012 | SEA | 2 vs | HOU | 0 | Brad Evans | Tally Hall | G | 27 |
| 03/24/2012 | CLB | 2 vs | MTL | 0 | Milovan Mirosevic | Donovan Ricketts | G | 30 |
| 03/25/2012 | KC | 2 vs | DAL | 1 | Kei Kamara | Kevin Hartman | S | 51 |
| 03/31/2012 | NY | 5 vs | MTL | 2 | Kenny Cooper | Donovan Ricketts | G | 48+ |
| 03/31/2012 | RSL | 3 at | POR | 2 | Alvaro Saborio | Troy Perkins | G | 39 |
| 03/31/2012 | SJ | 1 at | SEA | 0 | Chris Wondolowski | Michael Gspurning | G | 24 |
| 03/31/2012 | CLB | 1 at | TOR | 0 | Milovan Mirosevic | Milos Kocic | S | 42 |
| 04/04/2012 | RSL | 1 vs | MTL | 0 | Paulo Junior | Donovan Ricketts | G | 13 |
| 04/14/2012 | MTL | 1 at | DAL | 2 | Bernardo Corradi | Kevin Hartman | G | 61 |
| 04/14/2012 | PHI | 1 vs | CLB | 0 | Gabriel Gomez | Andy Gruenebaum | G | 38 |
| 04/21/2012 | COL | 1 vs | LA | 2 | Omar Cummings | Josh Saunders | S | 93+ |
| 04/25/2012 | DAL | 1 vs | RSL | 1 | Brek Shea | Nick Rimando | G | 46+ |
| 04/28/2012 | TOR | 2 at | RSL | 3 | Torsten Frings | Nick Rimando | LP | 18 |
| 04/28/2012 | COL | 4 vs | CHV | 0 | Jeff Larentowicz | Dan Kennedy | G | 84 |
| 04/28/2012 | LA | 1 vs | DAL | 1 | Robbie Keane | Chris Seitz | WR | 49 |
| 04/28/2012 | DAL | 1 at | LA | 1 | Brek Shea | Bill Gaudette | G | 61 |
| 04/28/2012 | MTL | 2 vs | POR | 0 | Bernardo Corradi | Joseph Bendik | G | 76 |
| 05/04/2012 | CHV | 1 vs | CHI | 2 | Juan Pablo Angel | Sean Johnson | G | 23 |
| 05/05/2012 | MTL | 2 at | KC | 0 | Patrice Bernier | Jimmy Nielsen | G | 64 |
| 05/12/2012 | CHI | 2 vs | KC | 1 | Sebastian Grazzini | Jimmy Nielsen | G | 61 |
| 05/19/2012 | CHV | 1 vs | LA | 0 | Jose Correa | Brian Perk | G | 72 |
| 05/19/2012 | NE | 2 vs | HOU | 2 | Saer Sene | Tally Hall | G | 26 |
| 05/19/2012 | SJ | 1 vs | CLB | 1 | Chris Wondolowski | Andy Gruenebaum | S | 22 |
| 05/19/2012 | MTL | 1 vs | NY | 2 | Bernardo Corradi | Ryan Meara | G | 22 |
| 05/19/2012 | NY | 2 at | MTL | 1 | Kenny Cooper | Donovan Ricketts | G | 37 |
| 05/23/2012 | SJ | 3 at | LA | 2 | Khari Stephenson | Brian Perk | G | 82 |
| 05/23/2012 | DAL | 1 at | CHI | 2 | Blas Perez | Sean Johnson | S | 52 |
| 05/23/2012 | CHI | 2 vs | DAL | 1 | Sebastian Grazzini | Kevin Hartman | S | 63 |
| 05/26/2012 | COL | 3 vs | MTL | 2 | Jeff Larentowicz | Donovan Ricketts | G | 18 |
| 06/20/2012 | SJ | 2 at | COL | 1 | Chris Wondolowski | Matt Pickens | G | 92+ |
| 06/23/2012 | LA | 3 vs | VAN | 0 | Landon Donovan | Joe Cannon | G | 41 |
| 06/23/2012 | PHI | 4 vs | KC | 0 | Lionard Pajoy | Jimmy Nielsen | G | 81 |
| 06/23/2012 | MTL | 4 vs | HOU | 2 | Patrice Bernier | Tally Hall | G | 67 |
| 06/30/2012 | HOU | 2 vs | PHI | 1 | Brian Ching | Zac MacMath | G | 83 |
| 07/04/2012 | KC | 3 at | MTL | 1 | Kei Kamara | Donovan Ricketts | G | 57 |
| 07/04/2012 | KC | 3 at | MTL | 1 | Graham Zusi | Donovan Ricketts | G | 75 |
| 07/07/2012 | RSL | 3 vs | POR | 0 | Alvaro Saborio | Troy Perkins | G | 75 |
| 07/08/2012 | MTL | 2 vs | CLB | 1 | Patrice Bernier | Andy Gruenebaum | G | 89 |
| 07/08/2012 | LA | 2 at | CHI | 0 | Robbie Keane | Sean Johnson | G | 24 |
| 07/14/2012 | LA | 5 at | POR | 3 | Landon Donovan | Troy Perkins | G | 27 |
| 07/15/2012 | HOU | 4 vs | DC | 0 | Brad Davis | Joe Willis | G | 19 |
| 07/15/2012 | HOU | 4 vs | DC | 0 | Brian Ching | Joe Willis | G | 89 |
| 07/18/2012 | TOR | 2 vs | COL | 1 | Ryan Johnson | Matt Pickens | RP | 3 |
| 07/18/2012 | SJ | 2 vs | DAL | 1 | Chris Wondolowski | Kevin Hartman | S | 62 |
| 07/18/2012 | DAL | 1 at | SJ | 2 | Jair Benitez | Jon Busch | H | 94+ |
| 07/18/2012 | MTL | 2 vs | NE | 1 | Patrice Bernier | Matt Reis | G | 28 |
| 07/18/2012 | KC | 1 at | HOU | 2 | Kei Kamara | Tally Hall | G | 42 |
| 07/22/2012 | VAN | 2 vs | SJ | 1 | Barry Robson | Jon Busch | G | 62 |
| 07/27/2012 | RSL | 2 vs | VAN | 1 | Alvaro Saborio | Joe Cannon | G | 34 |
| 07/29/2012 | PHI | 2 vs | NE | 1 | Freddy Adu | Matt Reis | G | 59 |
| 08/18/2012 | SJ | 1 at | MTL | 3 | Chris Wondolowski | Troy Perkins | G | 23 |
| 08/18/2012 | MTL | 3 vs | SJ | 1 | Patrice Bernier | Jon Busch | G | 72 |
| 08/18/2012 | CHI | 2 vs | NE | 1 | Chris Rolfe | Matt Reis | G | 5 |
| 08/19/2012 | DC | 1 vs | PHI | 1 | Dwayne De Rosario | Zac MacMath | C | 90 |
| 08/25/2012 | NE | 3 at | CLB | 4 | Lee Nguyen | Matt Lampson | G | 81 |
| 08/25/2012 | CHV | 2 vs | SEA | 6 | Juan Agudelo | Michael Gspurning | G | 38 |
| 08/25/2012 | MTL | 3 vs | DC | 0 | Patrice Bernier | Bill Hamid | G | 50 |
| 09/06/2012 | HOU | 1 vs | RSL | 0 | Brad Davis | Nick Rimando | S | 76 |
| 09/06/2012 | HOU | 1 vs | RSL | 0 | Colin Clark | Nick Rimando | G | 94+ |
| 09/15/2012 | DAL | 1 vs | VAN | 0 | David Ferreira | Brad Knighton | S | 16 |
| 09/15/2012 | SJ | 2 at | CHV | 0 | Chris Wondolowski | Dan Kennedy | G | 40 |
| 09/23/2012 | PHI | 3 vs | HOU | 1 | Freddy Adu | Tally Hall | G | 50 |
| 09/29/2012 | DC | 1 at | POR | 1 | Chris Pontius | Joseph Bendik | G | 60 |
| 09/29/2012 | PHI | 2 at | CLB | 3 | Danny Cruz | Andy Gruenebaum | G | 65 |
| 10/06/2012 | COL | 1 vs | SJ | 4 | Andre Akpan | Jon Busch | G | 92+ |
| 10/20/2012 | HOU | 3 vs | PHI | 1 | Brad Davis | Zac MacMath | G | 75 |
| 10/21/2012 | SEA | 3 vs | DAL | 1 | Brad Evans | Kevin Hartman | G | 32 |
| 10/24/2012 | PHI | 1 at | KC | 2 | Michael Farfan | Jimmy Nielsen | S | 53 |
| 10/27/2012 | SJ | 1 at | POR | 1 | Chris Wondolowski | Donovan Ricketts | G | 24 |
| 10/27/2012 | NY | 3 at | PHI | 0 | Kenny Cooper | Zac MacMath | G | 13 |
| 10/28/2012 | CLB | 2 vs | TOR | 1 | Federico Higuain | Freddy Hall | G | 62 |

# 2012 MLS STATISTICAL SUMMARY OF OFFICIALS

| Referees | G | Goals | Avg | Fouls | Avg | Yel | Avg | Red | Avg | PKs | Avg | AR | 4th |
|---|---|---|---|---|---|---|---|---|---|---|---|---|---|
| Jasen Anno | 5 | 12 | 2.4 | 114 | 22.8 | 10 | 2.0 | 2 | 0.40 | 2 | 0.40 | 0 | 11 |
| Elias Bazakos | 3 | 5 | 1.7 | 91 | 30.3 | 14 | 4.7 | 2 | 0.67 | 0 | 0.00 | 0 | 0 |
| Fotis Bazakos | 10 | 30 | 3.0 | 237 | 23.7 | 18 | 1.8 | 0 | 0.00 | 2 | 0.20 | 0 | 8 |
| Allen Chapman | 11 | 30 | 2.7 | 232 | 21.1 | 37 | 3.4 | 1 | 0.09 | 2 | 0.18 | 0 | 9 |
| Ismail Elfath | 8 | 20 | 2.5 | 188 | 23.5 | 18 | 2.3 | 4 | 0.50 | 6 | 0.75 | 0 | 4 |
| Drew Fischer | 7 | 17 | 2.4 | 192 | 27.4 | 17 | 2.4 | 0 | 0.00 | 1 | 0.14 | 0 | 5 |
| Matthew Foerster | 7 | 25 | 3.6 | 174 | 24.9 | 28 | 4.0 | 0 | 0.00 | 3 | 0.43 | 0 | 4 |
| Geoff Gamble | 11 | 27 | 2.5 | 268 | 24.4 | 34 | 3.1 | 0 | 0.00 | 2 | 0.18 | 0 | 12 |
| David Gantar | 7 | 19 | 2.7 | 182 | 26.0 | 14 | 2.0 | 4 | 0.57 | 0 | 0.00 | 0 | 6 |
| Mark Geiger | 16 | 43 | 2.7 | 419 | 26.2 | 52 | 3.3 | 10 | 0.63 | 6 | 0.38 | 0 | 2 |
| Jorge Gonzalez | 17 | 39 | 2.3 | 465 | 27.4 | 51 | 3.0 | 4 | 0.24 | 2 | 0.12 | 0 | 3 |
| Hilario Grajeda | 19 | 42 | 2.2 | 472 | 24.8 | 72 | 3.8 | 2 | 0.11 | 2 | 0.11 | 0 | 7 |
| Juan Guzman | 13 | 30 | 2.3 | 306 | 23.5 | 50 | 3.8 | 2 | 0.15 | 2 | 0.15 | 0 | 4 |
| Ramon Hernandez | 5 | 16 | 3.2 | 127 | 25.4 | 18 | 3.6 | 0 | 0.00 | 2 | 0.40 | 0 | 10 |
| Edvin Jurisevic | 14 | 33 | 2.4 | 336 | 24.0 | 44 | 3.1 | 0 | 0.00 | 2 | 0.14 | 0 | 4 |
| Mark Kadlecik | 7 | 19 | 2.7 | 182 | 26.0 | 27 | 3.9 | 2 | 0.29 | 3 | 0.43 | 0 | 7 |
| Michael Kennedy | 6 | 19 | 3.2 | 147 | 24.5 | 22 | 3.7 | 3 | 0.50 | 3 | 0.50 | 0 | 4 |
| Jair Marrufo | 18 | 43 | 2.4 | 398 | 22.1 | 48 | 2.7 | 3 | 0.17 | 3 | 0.17 | 0 | 0 |
| Abiodun Okulaja | 5 | 20 | 4.0 | 97 | 19.4 | 16 | 3.2 | 1 | 0.20 | 1 | 0.20 | 0 | 10 |
| Chris Penso | 19 | 41 | 2.2 | 398 | 20.9 | 42 | 2.2 | 2 | 0.11 | 3 | 0.16 | 0 | 2 |
| Silviu Petrescu | 19 | 46 | 2.4 | 506 | 26.6 | 59 | 3.1 | 1 | 0.05 | 1 | 0.05 | 0 | 2 |
| Yader Reyes | 5 | 17 | 3.4 | 142 | 28.4 | 12 | 2.4 | 1 | 0.20 | 0 | 0.00 | 0 | 13 |
| Jose Carlos Rivero | 8 | 26 | 3.3 | 211 | 26.4 | 32 | 4.0 | 4 | 0.50 | 4 | 0.50 | 0 | 15 |
| Ricardo Salazar | 17 | 37 | 2.2 | 452 | 26.6 | 53 | 3.1 | 4 | 0.24 | 3 | 0.18 | 0 | 3 |
| Sorin Stoica | 8 | 23 | 2.9 | 215 | 26.9 | 33 | 4.1 | 1 | 0.13 | 4 | 0.50 | 0 | 10 |
| Kevin Stott | 19 | 53 | 2.8 | 431 | 22.7 | 53 | 2.8 | 1 | 0.05 | 4 | 0.21 | 0 | 0 |
| Baldomero Toledo | 21 | 65 | 3.1 | 540 | 25.7 | 55 | 2.6 | 1 | 0.05 | 5 | 0.24 | 0 | 6 |
| Terry Vaughn | 2 | 7 | 3.5 | 56 | 28.0 | 9 | 4.5 | 0 | 0.00 | 1 | 0.50 | 0 | 4 |
| Armando Villarreal | 9 | 30 | 3.3 | 206 | 22.9 | 25 | 2.8 | 5 | 0.56 | 3 | 0.33 | 0 | 6 |
| Paul Ward | 7 | 20 | 2.9 | 159 | 22.7 | 15 | 2.1 | 0 | 0.00 | 0 | 0.00 | 0 | 13 |

Other officials (games as assistant referee, 4th official in parentheses):

Frank Anderson (24,0); Ian Anderson (30,0); Colin Arblaster (3,0); Marco Arruda (6,0); Claudio Badea (16,0); Peter Balciunas (6,0); Greg Barkey (21,0); Daniel Belleau (14,0); Eric Boria (12,0); Mathieu Bourdeau (0,11); Niko Bratsis (0,5); Philippe Briere (13,0); Mark Cahen (6,0); Jason Callum (1,0); Andrew Chapin (0,5); Jesus Cisneros (0,7); Darren Clark (11,0); James Conlee (16,0); Jason Cullum (12,0); Mark Declouet (0,16); Bill Dittmar (15,0); Marlene Duffy (2,0); Kevin Duliba (16,0); Brian Dunn (9,0); Daniel Fitzgerald (0,8); Joe Fletcher (8,0); George Gansner (14,0); Adam Garner (12,0); Jeremy Hanson (8,0); Jorge Luna Hernandez (0,11); Jeff Hosking (13,0); Sean Hurd (7,0); Baboucarr Jallow (10,0); Jonathan Johnson (6,0); Scott Kachmarik (12,0); Mike Kampmeinert (12,0); Kevin Klinger (7,0); Matthew Kreitzer (9,0); Craig Lowry (26,0); Peter Manikowski (22,0); Alejandro Mariscal (0,18); John McCloskey (0,13); C.J. Morgante (16,0); Jeff Muschik (12,0); Matthew Nelson (6,0); Corey Parker (21,0); Tyler Ploeger (0,13); Brian Poeschel (17,0); Eric Proctor (12,0); Kermit Quisenberry (18,0); Daniel Radford (0,8); Corey Rockwell (14,0); Mike Rottersman (12,0); Paul Scott (17,0); Leszek Stalmach (0,10); Chris Strickland (25,0); Steven Taylor (14,0); Kevin Terry Jr. (0,7); Fabio Tovar (18,0); Ted Unkel (0,5); Anthony Vasoli (21,0); Adam Wienckowski (24,0); Landis Wiley (0

# MLS SUMMARY OF FOULS/CARDS

YELLOW CARDS

| Month | G | Yell | Avg. |
|---|---|---|---|
| March | 33 | 101 | 3.06 |
| April | 40 | 133 | 3.33 |
| May | 47 | 161 | 3.43 |
| June | 35 | 113 | 3.23 |
| July | 50 | 147 | 2.94 |
| August | 43 | 117 | 2.72 |
| September | 44 | 131 | 2.98 |
| October | 31 | 75 | 2.42 |

| As Of ... | G | Yell | Avg. |
|---|---|---|---|
| 10/28/2012 | 323 | 978 | 3.03 |
| 10/23/2011 | 306 | 969 | 3.17 |
| 10/24/2010 | 240 | 746 | 3.11 |
| 10/25/2009 | 225 | 841 | 3.74 |
| 10/26/2008 | 210 | 744 | 3.54 |
| 10/21/2007 | 195 | 720 | 3.69 |
| 10/15/2006 | 192 | 684 | 3.56 |
| 10/16/2005 | 192 | 698 | 3.64 |
| 10/17/2004 | 150 | 528 | 3.52 |
| 10/26/2003 | 150 | 548 | 3.65 |
| 9/22/2002 | 140 | 572 | 4.09 |
| 9/09/2001 | 158 | 626 | 3.96 |
| 9/09/2000 | 192 | 736 | 3.83 |
| 10/10/1999 | 192 | 614 | 3.20 |
| 9/27/1998 | 192 | 619 | 3.22 |
| 9/28/1997 | 160 | 457 | 2.86 |
| 9/22/1996 | 160 | 522 | 3.26 |

RED CARDS

| Month | G | Red | Avg. |
|---|---|---|---|
| March | 33 | 4 | 0.12 |
| April | 40 | 7 | 0.17 |
| May | 47 | 11 | 0.23 |
| June | 35 | 8 | 0.23 |
| July | 50 | 9 | 0.18 |
| August | 43 | 13 | 0.30 |
| September | 44 | 4 | 0.09 |
| October | 31 | 4 | 0.13 |

| As Of ... | G | Red | Avg. |
|---|---|---|---|
| 10/28/2012 | 323 | 60 | 0.19 |
| 10/23/2011 | 306 | 87 | 0.28 |
| 10/24/2010 | 240 | 54 | 0.23 |
| 10/25/2009 | 225 | 82 | 0.36 |
| 10/26/2008 | 210 | 60 | 0.29 |
| 10/21/2007 | 195 | 54 | 0.28 |
| 10/15/2006 | 192 | 44 | 0.23 |
| 10/16/2005 | 192 | 42 | 0.22 |
| 10/17/2004 | 150 | 35 | 0.23 |
| 10/26/2003 | 150 | 38 | 0.25 |
| 9/22/2002 | 140 | 44 | 0.31 |
| 9/09/2001 | 158 | 47 | 0.30 |
| 9/09/2000 | 192 | 55 | 0.29 |
| 10/10/1999 | 192 | 56 | 0.29 |
| 9/27/1998 | 192 | 61 | 0.32 |
| 9/28/1997 | 160 | 36 | 0.23 |
| 9/22/1996 | 160 | 32 | 0.20 |

TOTAL FOULS

| Month | G | Fouls | Avg. |
|---|---|---|---|
| March | 33 | 863 | 26.2 |
| April | 40 | 952 | 23.8 |
| May | 47 | 1124 | 23.9 |
| June | 35 | 881 | 25.2 |
| July | 50 | 1184 | 23.7 |
| August | 43 | 1048 | 24.4 |
| September | 44 | 1102 | 25.0 |
| October | 31 | 789 | 25.5 |

| As Of ... | G | Fouls | Avg. |
|---|---|---|---|
| 10/28/2012 | 323 | 7943 | 24.6 |
| 10/23/2011 | 306 | 7359 | 24.0 |
| 10/24/2010 | 240 | 5275 | 22.0 |
| 10/25/2009 | 225 | 5159 | 22.9 |
| 10/26/2008 | 210 | 5211 | 24.8 |
| 10/21/2007 | 195 | 5524 | 28.3 |
| 10/15/2006 | 192 | 5573 | 29.0 |
| 10/16/2005 | 192 | 5670 | 29.5 |
| 10/17/2004 | 150 | 4573 | 30.5 |
| 10/26/2003 | 150 | 4836 | 32.2 |
| 9/22/2002 | 140 | 4559 | 32.6 |
| 9/09/2001 | 158 | 5211 | 33.0 |
| 9/09/2000 | 192 | 6488 | 33.8 |
| 10/10/1999 | 192 | 5563 | 29.0 |
| 9/27/1998 | 192 | 5402 | 28.1 |
| 9/28/1997 | 160 | 4583 | 28.6 |
| 9/22/1996 | 160 | 4432 | 27.7 |

PENALTY KICKS

| Month | G | PKs | Avg. |
|---|---|---|---|
| March | 33 | 8 | 0.24 |
| April | 40 | 10 | 0.25 |
| May | 47 | 12 | 0.26 |
| June | 35 | 5 | 0.14 |
| July | 50 | 16 | 0.32 |
| August | 43 | 7 | 0.16 |
| September | 44 | 7 | 0.16 |
| October | 31 | 7 | 0.23 |

| As Of ... | G | PKs | Avg. |
|---|---|---|---|
| 10/28/2012 | 323 | 72 | 0.22 |
| 10/23/2011 | 306 | 84 | 0.27 |
| 10/24/2010 | 240 | 56 | 0.23 |
| 10/25/2009 | 225 | 63 | 0.28 |
| 10/26/2008 | 210 | 48 | 0.23 |
| 10/21/2007 | 195 | 57 | 0.29 |
| 10/15/2006 | 192 | 44 | 0.23 |
| 10/16/2005 | 192 | 59 | 0.31 |
| 10/17/2004 | 150 | 49 | 0.33 |
| 10/26/2003 | 150 | 58 | 0.39 |
| 9/22/2002 | 140 | 47 | 0.34 |
| 9/09/2001 | 158 | 52 | 0.33 |
| 9/09/2000 | 192 | 66 | 0.34 |
| 10/10/1999 | 192 | 41 | 0.21 |
| 9/27/1998 | 192 | 56 | 0.29 |
| 9/28/1997 | 160 | 54 | 0.34 |
| 9/22/1996 | 160 | 51 | 0.32 |

# MLS Individual Single-Season Leaders (1996-2012)

| GOALS | | TEAM | GP | GOALS |
|---|---|---|---|---|
| 1996 | Roy Lassiter | TB | 30 | 27 |
| 2012 | Chris Wondolowski | SJ | 32 | 27 |
| 1998 | Stern John | CLB | 27 | 26 |
| 2000 | Mamadou Diallo | TB | 28 | 26 |
| 2002 | Carlos Ruiz | LA | 26 | 24 |

| ASSISTS | | TEAM | GP | ASTS |
|---|---|---|---|---|
| 2000 | Carlos Valderrama | TB | 32 | 26 |
| 1996 | Marco Etcheverry | DC | 26 | 19 |
| 1997 | Carlos Valderrama | TB | 20 | 19 |
| 1998 | Marco Etcheverry | DC | 29 | 19 |
| 2002 | Steve Ralston | NE | 27 | 19 |
| 2008 | Guillermo Barros Schelotto | CLB | 27 | 19 |

| GAMES PLAYED | TEAM | GP |
|---|---|---|
| 14 players tied with 34 | | |

| GAMES STARTED | TEAM | GS |
|---|---|---|
| 10 players tied with 34 | | |

| MINUTES PLAYED | | TEAM | MIN |
|---|---|---|---|
| 2011 | Tally Hall | HOU | 3060 |
| 2011 | Kasey Keller | SEA | 3060 |
| 2011 | Sebastien Le Toux | PHI | 3060 |
| 2011 | Matt Pickens | COL | 3060 |
| 2012 | Drew Moor | COL | 3060 |
| 2012 | Jimmy Nielsen | KC | 3060 |

| SHOTS | | TEAM | GP | SHOTS |
|---|---|---|---|---|
| 2000 | Mamadou Diallo | TB | 28 | 152 |
| 1996 | Preki | KC | 32 | 140 |
| 2012 | Kei Kamara | KC | 33 | 134 |
| 2000 | Ante Razov | CHI | 24 | 127 |
| 2012 | Chris Wondolowski | SJ | 32 | 127 |

| SHOTS ON GOAL | | TEAM | GP | SOG |
|---|---|---|---|---|
| 2000 | Mamadou Diallo | TB | 28 | 76 |
| 2003 | Ante Razov | CHI | 26 | 67 |
| 2000 | Ante Razov | CHI | 24 | 63 |
| 1996 | Preki | KC | 32 | 61 |
| 2008 | Kenny Cooper | DAL | 30 | 60 |

| FOULS COMMITTED | | TEAM | GP | FC |
|---|---|---|---|---|
| 2000 | Diego Serna | MIA | 31 | 83 |
| 2007 | Juan Toja | DAL | 27 | 83 |
| 2006 | Simo Valakari | DAL | 31 | 81 |
| 1999 | Matt McKeon | COL | 28 | 80 |
| 2000 | Chris Henderson | KC | 31 | 79 |

| FOULS SUFFERED | | TEAM | GP | FS |
|---|---|---|---|---|
| 2006 | Alejandro Moreno | HOU | 30 | 112 |
| 2004 | Davy Arnaud | KC | 30 | 111 |
| 2005 | Alejandro Moreno | SJ | 31 | 102 |
| 2003 | DaMarcus Beasley | CHI | 22 | 96 |
| 1997 | Roberto Donadoni | MET | 32 | 94 |

| CAUTIONS (YELLOWS) | | TEAM | GP | CAUT |
|---|---|---|---|---|
| 1996 | Leonel Alvarez | DAL | 22 | 14 |
| 1996 | Michael Emenalo | SJ | 29 | 13 |
| 2012 | Oswaldo Minda | CHV | 22 | 13 |
| 1998 | Leonel Alvarez | DAL | 27 | 12 |
| | 6 players tied with 11 | | | |

| EJECTIONS (RED CARDS) | | TEAM | GP | EJECT |
|---|---|---|---|---|
| 1997 | Branco | MET | 11 | 3 |
| 2000 | Ezra Hendrickson | LA | 22 | 3 |
| 2009 | Carlos Johnson | NY | 13 | 3 |
| 2009 | Jamison Olave | RSL | 25 | 3 |
| 2010 | Davy Arnaud | KC | 27 | 3 |
| 2011 | Eric Hassli | VAN | 26 | 3 |

| GAME-WINNING GOALS | | TEAM | GP | GWG |
|---|---|---|---|---|
| 2012 | Chris Wondolowski | SJ | 32 | 11 |
| 2002 | Carlos Ruiz | LA | 26 | 9 |
| 2010 | Chris Wondolowski | SJ | 28 | 9 |
| | 8 players tied with 7 | | | |

| GAME-WINNING ASSISTS | | TEAM | GP | GWA |
|---|---|---|---|---|
| 1999 | Mauricio Cienfuegos | LA | 30 | 8 |
| 2000 | Steve Ralston | TB | 30 | 8 |
| 1997 | Mauricio Cienfuegos | LA | 22 | 7 |
| 1999 | Jason Kreis | DAL | 32 | 7 |
| 2001 | Diego Serna | MIA | 22 | 7 |
| 2011 | David Beckham | LA | 26 | 7 |

| PENALTY-KICK GOALS | | TEAM | GP | PKG |
|---|---|---|---|---|
| 2005 | Jaime Moreno | DC | 29 | 9 |
| 1996 | Preki | KC | 32 | 7 |
| 2003 | Carlos Ruiz | LA | 26 | 7 |
| 2004 | Amado Guevara | MET | 24 | 6 |
| 2009 | Jaime Moreno | DC | 24 | 6 |
| 2012 | Patrice Bernier | MTL | 27 | 6 |

| GAMES PLAYED/STARTED IN GOAL | | TEAM | GS |
|---|---|---|---|
| 2011 | Tally Hall | HOU | 34 |
| 2011 | Kasey Keller | SEA | 34 |
| 2011 | Matt Pickens | COL | 34 |
| 2012 | Jimmy Nielsen | KC | 34 |
| | 6 players tied with 33 | | |

| MINUTES PLAYED IN GOAL | | TEAM | MIN |
|---|---|---|---|
| 2011 | Tally Hall | HOU | 3060 |
| 2011 | Kasey Keller | SEA | 3060 |
| 2011 | Matt Pickens | COL | 3060 |
| 2012 | Jimmy Nielsen | KC | 3060 |
| 2011 | Jon Busch | SJ | 2970 |
| 2011 | Kevin Hartman | DAL | 2970 |
| 2011 | Nick Rimando | RSL | 2970 |

| WINS | | TEAM | GP | WON |
|---|---|---|---|---|
| 1998 | Kevin Hartman | LA | 29 | 22 |
| 1997 | Mike Ammann | KC | 29 | 21 |
| 1999 | Kevin Hartman | LA | 32 | 20 |
| 1998 | Scott Garlick | DC | 25 | 19 |
| | 4 players tied with 18 | | | |

| LOSSES | | TEAM | GP | LOST |
|---|---|---|---|---|
| 2005 | D.J. Countess | RSL | 27 | 19 |
| 2012 | Matt Pickens | COL | 32 | 19 |
| 1997 | Tony Meola | MET | 30 | 18 |
| 1999 | Mike Ammann | MET | 24 | 18 |
| 1998 | Tony Meola | MET | 31 | 17 |
| 2012 | Dan Kennedy | CHV | 32 | 17 |
| 2012 | Zac MacMath | PHI | 32 | 17 |

| SAVES | | TEAM | GP | SVS |
|---|---|---|---|---|
| 2000 | Scott Garlick | TB | 32 | 184 |
| 1997 | Mark Dodd | DAL | 30 | 183 |
| 1998 | Tony Meola | MET | 31 | 164 |
| 1996 | Mark Dodd | DAL | 31 | 160 |
| 1999 | Scott Garlick | TB | 28 | 152 |

| SHUTOUTS | | TEAM | GP | SHO |
|---|---|---|---|---|
| 2000 | Tony Meola | KC | 31 | 16 |
| 2012 | Jimmy Nielsen | KC | 34 | 15 |
| 2010 | Nick Rimando | RSL | 27 | 14 |
| 2007 | Brad Guzan | CHV | 27 | 13 |
| 2011 | Kevin Hartman | DAL | 33 | 13 |
| 2011 | Nick Rimando | RSL | 33 | 13 |

| GOALS AGAINST AVG. | | TEAM | GP | MIN | GA | GAA |
|---|---|---|---|---|---|---|
| 2010 | Kevin Hartman | DAL | 20 | 1755 | 12 | 0.62 |
| 2010 | Nick Rimando | RSL | 27 | 2430 | 18 | 0.67 |
| 2012 | Michael Gspurning | SEA | 21 | 1845 | 15 | 0.73 |
| 2011 | Donovan Ricketts | LA | 15 | 1284 | 11 | 0.77 |
| 2012 | Jimmy Nielsen | KC | 34 | 3060 | 27 | 0.79 |

Minimum: 1000 minutes played

# MLS Individual All-Time Leaders (1996-Present)

| GOALS | TEAM | GP | GOALS |
|---|---|---|---|
| Jeff Cunningham | CLB* | 365 | 134 |
| Jaime Moreno | DC* | 340 | 133 |
| Landon Donovan | LA* | 281 | 124 |
| Ante Razov | CHV* | 262 | 114 |
| Jason Kreis | RSL* | 305 | 108 |
| Taylor Twellman | NE | 174 | 101 |
| Dwayne De Rosario | DC* | 300 | 100 |
| Edson Buddle | LA* | 250 | 93 |
| Roy Lassiter | DC* | 179 | 88 |
| Carlos Ruiz | PHI* | 169 | 88 |

| GAMES PLAYED | TEAM | GP |
|---|---|---|
| Kevin Hartman | DAL* | 416 |
| Steve Ralston | NE* | 378 |
| Jeff Cunningham | CLB* | 365 |
| Jaime Moreno | DC* | 340 |
| Tyrone Marshall | COL* | 337 |
| Chris Klein | LA* | 333 |
| Joe Cannon | VAN* | 332 |
| Andy Williams | RSL* | 332 |
| Jesse Marsch | CHV* | 321 |
| Nick Rimando | RSL* | 319 |

| ASSISTS | TEAM | GP | ASTS |
|---|---|---|---|
| Steve Ralston | NE* | 378 | 135 |
| Carlos Valderrama | COL* | 175 | 114 |
| Preki | KC* | 242 | 112 |
| Landon Donovan | LA* | 281 | 108 |
| Jaime Moreno | DC* | 340 | 102 |
| Marco Etcheverry | DC | 191 | 101 |
| Brad Davis | HOU* | 287 | 92 |
| Cobi Jones | LA | 306 | 91 |
| Andy Williams | RSL* | 332 | 86 |
| Mauricio Cienfuegos | LA | 206 | 80 |
| Chris Henderson | NY* | 317 | 80 |

| GAMES STARTED | TEAM | GS |
|---|---|---|
| Kevin Hartman | DAL* | 411 |
| Steve Ralston | NE* | 372 |
| Joe Cannon | VAN* | 331 |
| Nick Rimando | RSL* | 319 |
| Pablo Mastroeni | COL* | 308 |
| Chris Henderson | NY* | 304 |
| Jay Heaps | NE* | 299 |
| Tyrone Marshall | COL* | 297 |
| Jaime Moreno | DC* | 295 |
| Nick Garcia | TOR* | 293 |

| MINUTES PLAYED | TEAM | MIN |
|---|---|---|
| Kevin Hartman | DAL* | 37260 |
| Steve Ralston | NE* | 33143 |
| Joe Cannon | VAN* | 29832 |
| Nick Rimando | RSL* | 28863 |
| Jay Heaps | NE* | 27363 |
| Pablo Mastroeni | COL* | 26951 |
| Tyrone Marshall | COL* | 26654 |
| Nick Garcia | TOR* | 26325 |
| Chris Klein | LA* | 26249 |
| Chris Henderson | NY* | 26242 |

| SHOTS | TEAM | GP | SHOTS |
|---|---|---|---|
| Ante Razov | CHV* | 262 | 926 |
| Jason Kreis | RSL* | 305 | 818 |
| Preki | KC* | 242 | 773 |
| Jeff Cunningham | CLB* | 365 | 772 |
| Dwayne De Rosario | DC* | 300 | 772 |
| Jaime Moreno | DC* | 340 | 684 |
| Mark Chung | SJ* | 284 | 624 |
| Edson Buddle | LA* | 250 | 614 |
| Landon Donovan | LA* | 281 | 601 |
| Brian McBride | CHI* | 220 | 573 |

| OFFSIDES | TEAM | GP | OFF |
|---|---|---|---|
| Jeff Cunningham | CLB* | 365 | 377 |
| Dwayne De Rosario | DC* | 300 | 325 |
| Ante Razov | CHV* | 262 | 310 |
| Chris Henderson | NY* | 317 | 274 |
| Roy Lassiter | DC* | 179 | 267 |
| Ronald Cerritos | HOU* | 221 | 250 |
| Carlos Ruiz | PHI* | 169 | 226 |
| Raul Diaz Arce | COL* | 150 | 201 |
| Edson Buddle | LA* | 250 | 200 |
| Juan Pablo Angel | CHV* | 152 | 199 |

| SHOTS ON GOAL | TEAM | GP | SOG |
|---|---|---|---|
| Ante Razov | CHV* | 262 | 441 |
| Jaime Moreno | DC* | 340 | 394 |
| Jeff Cunningham | CLB* | 365 | 372 |
| Jason Kreis | RSL* | 305 | 370 |
| Dwayne De Rosario | DC* | 300 | 335 |
| Preki | KC* | 242 | 323 |
| Landon Donovan | LA* | 281 | 322 |
| Taylor Twellman | NE | 174 | 318 |
| Mark Chung | SJ* | 284 | 282 |
| Edson Buddle | LA* | 250 | 270 |

| FOULS COMMITTED | TEAM | GP | FC |
|---|---|---|---|
| Jesse Marsch | CHV* | 321 | 477 |
| Chris Henderson | NY* | 317 | 474 |
| Pablo Mastroeni | COL* | 318 | 467 |
| Kyle Beckerman | RSL* | 299 | 466 |
| Carey Talley | NY* | 315 | 463 |
| Brian Mullan | COL* | 307 | 456 |
| Shalrie Joseph | CHV* | 273 | 452 |
| Tyrone Marshall | COL* | 337 | 452 |
| Richie Williams | NY* | 216 | 451 |
| Diego Gutierrez | CHI* | 276 | 443 |

| FOULS SUFFERED | TEAM | GP | FS |
|---|---|---|---|
| Jaime Moreno | DC* | 340 | 703 |
| Andy Williams | RSL* | 332 | 680 |
| Alejandro Moreno | CHV* | 272 | 659 |
| Cobi Jones | LA | 306 | 637 |
| Davy Arnaud | MTL* | 273 | 602 |
| Mark Chung | SJ* | 284 | 578 |
| Eddie Gaven | CLB* | 268 | 545 |
| Brian Mullan | COL* | 307 | 511 |
| Brian McBride | CHI* | 220 | 503 |
| Richard Mulrooney | HOU* | 285 | 484 |

| CAUTIONS (YELLOWS) | TEAM | GP | CAUT |
|---|---|---|---|
| Pablo Mastroeni | COL* | 318 | 80 |
| Mike Petke | NY* | 307 | 69 |
| Carey Talley | NY* | 315 | 67 |
| Tyrone Marshall | COL* | 337 | 66 |
| Kyle Beckerman | RSL* | 299 | 65 |
| Ramiro Corrales | SJ* | 295 | 63 |
| Diego Gutierrez | CHI* | 276 | 63 |
| Jay Heaps | NE* | 314 | 63 |
| Jesse Marsch | CHV* | 321 | 61 |
| Frankie Hejduk | LA* | 203 | 58 |

| EJECTIONS (RED CARDS) | TEAM | GP | EJECT |
|---|---|---|---|
| Clint Mathis | LA* | 258 | 9 |
| Pablo Mastroeni | COL* | 318 | 8 |
| Ramiro Corrales | SJ* | 295 | 7 |
| Tyrone Marshall | COL* | 337 | 7 |
| Ivan McKinley | DC* | 174 | 7 |
| Mike Petke | NY* | 307 | 7 |

10 players tied with 6

| GAME-WINNING GOALS | TEAM | GP | GWG |
|---|---|---|---|
| Jeff Cunningham | CLB* | 365 | 40 |
| Landon Donovan | LA* | 281 | 35 |
| Ante Razov | CHV* | 262 | 33 |
| Jason Kreis | RSL* | 305 | 31 |
| Taylor Twellman | NE | 174 | 28 |
| Dwayne De Rosario | DC* | 300 | 27 |
| Edson Buddle | LA* | 250 | 26 |
| Jaime Moreno | DC* | 340 | 26 |
| Chris Wondolowski | SJ* | 143 | 26 |
| Carlos Ruiz | PHI* | 169 | 24 |

| GAME-WINNING ASSISTS | TEAM | GP | GWA |
|---|---|---|---|
| Steve Ralston | NE* | 378 | 41 |
| Carlos Valderrama | COL* | 175 | 33 |
| Landon Donovan | LA* | 281 | 31 |
| Brad Davis | HOU* | 287 | 30 |
| Cobi Jones | LA | 306 | 30 |
| Preki | KC* | 242 | 29 |
| Mauricio Cienfuegos | LA | 206 | 28 |
| Jaime Moreno | DC* | 340 | 26 |
| Marco Etcheverry | DC | 191 | 25 |
| Dwayne De Rosario | DC* | 300 | 24 |

| HAT TRICKS | TEAM | GP | HATS |
|---|---|---|---|
| Stern John | CLB | 55 | 5 |
| Diego Serna | COL* | 124 | 5 |
| Edson Buddle | LA* | 250 | 4 |
| Mamadou Diallo | NY* | 74 | 4 |
| Cobi Jones | LA | 306 | 4 |
| Chris Wondolowski | SJ* | 143 | 4 |
| Conor Casey | COL* | 121 | 3 |
| Dwayne De Rosario | DC* | 300 | 3 |
| Landon Donovan | LA* | 281 | 3 |
| Amado Guevara | TOR* | 153 | 3 |
| Eduardo Hurtado | NE* | 108 | 3 |
| Taylor Twellman | NE | 174 | 3 |

| MULTI-GOAL GAMES | TEAM | GP | GAMES |
|---|---|---|---|
| Landon Donovan | LA* | 281 | 28 |
| Jeff Cunningham | CLB* | 365 | 22 |
| Ante Razov | CHV* | 262 | 22 |
| Jaime Moreno | DC* | 340 | 17 |
| Carlos Ruiz | PHI* | 169 | 17 |
| Edson Buddle | LA* | 250 | 16 |
| Taylor Twellman | NE | 174 | 16 |
| Juan Pablo Angel | CHV* | 152 | 14 |
| Dwayne De Rosario | DC* | 300 | 14 |
| Raul Diaz Arce | COL* | 150 | 13 |

| SAVES | TEAM | GP | SVS |
|---|---|---|---|
| Kevin Hartman | DAL* | 416 | 1474 |
| Joe Cannon | VAN* | 332 | 1300 |
| Nick Rimando | RSL* | 319 | 1140 |
| Tony Meola | NY* | 250 | 1136 |
| Matt Reis | NE* | 281 | 1085 |
| Scott Garlick | RSL* | 237 | 1021 |
| Zach Thornton | CHV* | 282 | 987 |
| Jon Busch | SJ* | 230 | 878 |
| Pat Onstad | DC* | 223 | 698 |
| Troy Perkins | MTL* | 159 | 537 |

| SHUTOUTS | TEAM | GP | SHO |
|---|---|---|---|
| Kevin Hartman | DAL* | 416 | 112 |
| Nick Rimando | RSL* | 319 | 99 |
| Joe Cannon | VAN* | 332 | 85 |
| Zach Thornton | CHV* | 282 | 76 |
| Matt Reis | NE* | 281 | 70 |
| Jon Busch | SJ* | 230 | 67 |
| Pat Onstad | DC* | 223 | 64 |
| Tony Meola | NY* | 250 | 62 |
| Scott Garlick | RSL* | 237 | 48 |
| William Hesmer | CLB* | 133 | 42 |

| GAMES PLAYED IN GOAL | TEAM | GP |
|---|---|---|
| Kevin Hartman | DAL* | 416 |
| Joe Cannon | VAN* | 332 |
| Nick Rimando | RSL* | 319 |
| Zach Thornton | CHV* | 282 |
| Matt Reis | NE* | 281 |
| Tony Meola | NY* | 250 |
| Scott Garlick | RSL* | 237 |
| Jon Busch | SJ* | 230 |
| Pat Onstad | DC* | 223 |
| Troy Perkins | MTL* | 159 |

| GAMES STARTED IN GOAL | TEAM | GS |
|---|---|---|
| Kevin Hartman | DAL* | 411 |
| Joe Cannon | VAN* | 331 |
| Nick Rimando | RSL* | 319 |
| Matt Reis | NE* | 276 |
| Zach Thornton | CHV* | 276 |
| Tony Meola | NY* | 250 |
| Scott Garlick | RSL* | 234 |
| Jon Busch | SJ* | 229 |
| Pat Onstad | DC* | 223 |
| Troy Perkins | MTL* | 159 |

| PENALTY-KICK GOALS | TEAM | GP | PKG |
|---|---|---|---|
| Jaime Moreno | DC* | 340 | 44 |
| Landon Donovan | LA* | 281 | 28 |
| Preki | KC* | 242 | 23 |
| Jeff Cunningham | CLB* | 365 | 20 |
| Carlos Ruiz | PHI* | 169 | 16 |
| Amado Guevara | TOR* | 153 | 15 |
| Juan Pablo Angel | CHV* | 152 | 13 |
| Guillermo Barros Schelotto | CLB | 102 | 13 |
| Dwayne De Rosario | DC* | 300 | 13 |
| Raul Diaz Arce | COL* | 150 | 13 |
| Brian McBride | CHI* | 220 | 13 |
| Ante Razov | CHV* | 262 | 13 |

| MINUTES PLAYED IN GOAL | TEAM | MIN |
|---|---|---|
| Kevin Hartman | DAL* | 37260 |
| Joe Cannon | VAN* | 29832 |
| Nick Rimando | RSL* | 28863 |
| Matt Reis | NE* | 24941 |
| Zach Thornton | CHV* | 24935 |
| Tony Meola | NY* | 22556 |
| Scott Garlick | RSL* | 21171 |
| Jon Busch | SJ* | 20615 |
| Pat Onstad | DC* | 20076 |
| Troy Perkins | MTL* | 14287 |

| WINS | TEAM | GP | WON |
|---|---|---|---|
| Kevin Hartman | DAL* | 416 | 180 |
| Nick Rimando | RSL* | 319 | 137 |
| Zach Thornton | CHV* | 282 | 131 |
| Joe Cannon | VAN* | 332 | 116 |
| Scott Garlick | RSL* | 237 | 107 |
| Matt Reis | NE* | 281 | 103 |
| Tony Meola | NY* | 250 | 97 |
| Pat Onstad | DC* | 223 | 93 |
| Jon Busch | SJ* | 230 | 91 |
| Mark Dougherty | CLB* | 122 | 65 |

| LOSSES | TEAM | GP | LOST |
|---|---|---|---|
| Kevin Hartman | DAL* | 416 | 143 |
| Joe Cannon | VAN* | 332 | 137 |
| Nick Rimando | RSL* | 319 | 111 |
| Tony Meola | NY* | 250 | 109 |
| Matt Reis | NE* | 281 | 98 |
| Zach Thornton | CHV* | 282 | 97 |
| Scott Garlick | RSL* | 237 | 93 |
| Mike Ammann | DC* | 125 | 67 |
| Jon Busch | SJ* | 230 | 66 |
| Troy Perkins | MTL* | 159 | 60 |

| SAVES PERCENTAGE | TEAM | GP | SAVES | SOG | PCT |
|---|---|---|---|---|---|
| Brad Friedel | CLB | 38 | 177 | 234 | 75.6 |
| Bouna Coundoul | NY* | 99 | 363 | 488 | 74.4 |
| Jon Busch | SJ* | 230 | 878 | 1187 | 74.0 |
| Tony Meola | NY* | 250 | 1136 | 1546 | 73.5 |
| Tim Howard | NY | 85 | 442 | 607 | 72.8 |
| Kasey Keller | SEA | 93 | 270 | 372 | 72.6 |
| Jorge Campos | CHI* | 51 | 195 | 269 | 72.5 |
| Marcus Hahnemann | SEA* | 66 | 317 | 439 | 72.2 |
| Joe Cannon | VAN* | 332 | 1300 | 1801 | 72.2 |
| Mark Dodd | DAL | 92 | 495 | 686 | 72.2 |

Minimum: 175 saves

| GOALS AGAINST AVG. | TEAM | GP | MIN | SHTS | SVS | GA | GAA | W-L-T | SHO |
|---|---|---|---|---|---|---|---|---|---|
| Jimmy Nielsen | KC | 94 | 8437 | 332 | 236 | 96 | 1.02 | 40-28-25 | 32 |
| Kasey Keller | SEA | 93 | 8264 | 367 | 270 | 97 | 1.06 | 44-22-25 | 30 |
| Bouna Coundoul | NY* | 99 | 8823 | 474 | 363 | 111 | 1.13 | 36-36-25 | 32 |
| Pat Onstad | DC* | 223 | 20076 | 952 | 698 | 254 | 1.14 | 93-59-70 | 64 |
| Donovan Ricketts | POR* | 103 | 9081 | 404 | 289 | 115 | 1.14 | 47-29-23 | 32 |
| Josh Saunders | LA* | 56 | 4855 | 220 | 156 | 64 | 1.19 | 31-12-11 | 20 |
| Nick Rimando | RSL* | 319 | 28863 | 1527 | 1140 | 387 | 1.21 | 137-111-7 | 99 |
| Kevin Hartman | DAL* | 416 | 37260 | 1975 | 1474 | 501 | 1.21 | 180-143-8 | 112 |
| William Hesmer | CLB* | 133 | 11965 | 582 | 421 | 161 | 1.21 | 60-40-33 | 42 |
| Jon Busch | SJ* | 230 | 20615 | 1157 | 878 | 279 | 1.22 | 91-66-69 | 67 |

Minimum: 4000 minutes played

## CHIVAS USA PLAYOFF HISTORY

| vs. Team | No. of Series | Series W-L | GP | W-L-T | OT | ShO | GF | GA | Last Mtg. | Round | Series Result |
|---|---|---|---|---|---|---|---|---|---|---|---|
| Kansas City | 1 | 0-1 | 2 | 0-1-1 | 0-0-0 | 0-0 | 0 | 1 | 2007 | Quarterfinals | Lost 1 games to 0 |
| Los Angeles | 1 | 0-1 | 2 | 0-1-1 | 0-0-0 | 0-0 | 2 | 3 | 2009 | Quarterfinals | Lost 1 games to 0 |
| Real Salt Lake | 1 | 0-1 | 2 | 0-1-1 | 0-0-0 | 0-0 | 2 | 3 | 2008 | Quarterfinals | Lost 1 games to 0 |
| Houston | 1 | 0-1 | 2 | 1-1-0 | 0-0-0 | 0-0 | 2 | 3 | 2006 | Quarterfinals | Lost Series Tie-Breaker |
| TOTALS | 4 | 0-4 | 8 | 1-4-3 | 0-0-0 | 0-0 | 6 | 10 | | | |

## CHIVAS USA – ALL-TIME POSTSEASON RESULTS

| DATE | OPPONENT | RESULT | ATT. | W-L-T | RD. | GOALS: |
|---|---|---|---|---|---|---|
| 10/22/2006 | Houston | W 2-1 | 15,110 | 1-0-0 | QTR | CHV: Razov (45) Palencia (68); HOU: Ching (75) |
| 10/29/2006 | at Houston | L 0-2 | 17,440 | 1-1-0 | QTR | HOU: Davis (64) Ching (90) |

| DATE | OPPONENT | RESULT | ATT. | W-L-T | RD. | GOALS: |
|---|---|---|---|---|---|---|
| 10/27/2007 | at Kansas City | L 0-1 | 12,442 | 0-1-0 | QTR | KC: Arnaud (35) |
| 11/03/2007 | Kansas City | T 0-0 | 19,711 | 0-1-1 | QTR | |

| DATE | OPPONENT | RESULT | ATT. | W-L-T | RD. | NOTES: |
|---|---|---|---|---|---|---|
| 11/01/2008 | at Real Salt Lake | L 0-1 | 14,719 | 0-1-0 | QTR | RSL: Movsisyan (90) |
| 11/08/2008 | Real Salt Lake | T 2-2 | 19,265 | 0-1-1 | QTR | CHV: Kljestan (30) Braun (83); RSL: Kovalenko (39) Morales (77) |

| DATE | OPPONENT | RESULT | ATT. | W-L-T | RD. | NOTES: |
|---|---|---|---|---|---|---|
| 11/01/2009 | Los Angeles | T 2-2 | 25,218 | 0-0-1 | QTR | CHV: Maicon Santos (4) Galindo (50); LA: Magee (14) Donovan (41) |
| 11/08/2009 | at Los Angeles | L 0-1 | 27,000 | 0-1-1 | QTR | LA: Donovan (73) |

## 2012 CHIVAS USA STATISTICS (7-18-9, 30 pts.)

| UNF | POS | PLAYER | GP | GS | MIN | G | A | SHT | SOG | FC | FS | OFF | CK | C | E |
|---|---|---|---|---|---|---|---|---|---|---|---|---|---|---|---|
| 9 | F | Juan Pablo Angel | 19 | 9 | 1004 | 4 | 0 | 50 | 18 | 16 | 5 | 10 | 0 | 0 | 0 |
| 17 | M | Miller Bolanos | 24 | 21 | 1858 | 3 | 4 | 68 | 20 | 46 | 43 | 3 | 34 | 5 | 0 |
| 18 | M | Shalrie Joseph (TOT) | 30 | 27 | 2561 | 3 | 4 | 22 | 6 | 42 | 31 | 0 | 0 | 7 | 0 |
| 18 | M | Shalrie Joseph (CHV) | 12 | 12 | 1080 | 2 | 1 | 10 | 2 | 13 | 8 | 0 | 0 | 3 | 0 |
| 11 | F | Juan Agudelo (TOT) | 24 | 17 | 1570 | 3 | 3 | 44 | 16 | 35 | 26 | 6 | 1 | 1 | 0 |
| 11 | F | Juan Agudelo (CHV) | 20 | 16 | 1391 | 3 | 3 | 38 | 13 | 30 | 23 | 5 | 1 | 1 | 0 |
| 10 | M | Nick LaBrocca | 29 | 26 | 2293 | 2 | 2 | 36 | 14 | 27 | 33 | 5 | 48 | 3 | 0 |
| 27 | F | Jose Correa | 16 | 7 | 695 | 2 | 0 | 15 | 3 | 13 | 10 | 3 | 0 | 1 | 0 |
| 15 | F | Alejandro Moreno | 22 | 17 | 1520 | 2 | 0 | 18 | 5 | 36 | 42 | 9 | 0 | 1 | 0 |
| 14 | F | Casey Townsend | 17 | 10 | 907 | 1 | 2 | 17 | 8 | 11 | 9 | 6 | 0 | 3 | 0 |
| 16 | M | Laurent Courtois | 17 | 9 | 773 | 1 | 1 | 21 | 6 | 11 | 7 | 1 | 27 | 0 | 0 |
| 19 | M | Jorge Villafana | 14 | 9 | 906 | 1 | 1 | 12 | 2 | 15 | 16 | 2 | 3 | 1 | 0 |
| 23 | D | Danny Califf (TOT) | 23 | 23 | 2034 | 1 | 0 | 6 | 1 | 19 | 21 | 1 | 0 | 2 | 0 |
| 23 | D | Danny Califf (CHV) | 19 | 19 | 1674 | 1 | 0 | 5 | 1 | 16 | 19 | 1 | 0 | 2 | 0 |
| 30 | M | Paolo Cardozo (TOT) | 10 | 9 | 692 | 1 | 0 | 13 | 4 | 8 | 20 | 1 | 9 | 0 | 0 |
| 30 | M | Paolo Cardozo (CHV) | 9 | 8 | 621 | 1 | 0 | 11 | 4 | 6 | 17 | 1 | 9 | 0 | 0 |
| 8 | M | Oswaldo Minda | 22 | 20 | 1748 | 1 | 0 | 17 | 3 | 41 | 21 | 0 | 5 | 13 | 0 |
| 22 | M | Ryan Smith | 21 | 12 | 1215 | 0 | 4 | 23 | 5 | 14 | 33 | 0 | 21 | 3 | 0 |
| 20 | F | Tristan Bowen | 5 | 3 | 248 | 0 | 2 | 7 | 3 | 4 | 5 | 1 | 0 | 0 | 0 |
| 7 | D | James Riley | 32 | 32 | 2880 | 0 | 2 | 10 | 0 | 25 | 22 | 1 | 0 | 2 | 1 |
| 21 | M | Ben Zemanski | 22 | 18 | 1649 | 0 | 2 | 15 | 6 | 24 | 24 | 0 | 1 | 3 | 0 |
| 18 | M | *Blair Gavin | 9 | 4 | 310 | 0 | 1 | 3 | 2 | 0 | 2 | 1 | 3 | 0 | 0 |
| 4 | D | Rauwshan McKenzie | 20 | 19 | 1732 | 0 | 1 | 5 | 2 | 18 | 7 | 0 | 0 | 2 | 0 |
| 58 | F | Cesar Romero | 12 | 4 | 392 | 0 | 1 | 5 | 0 | 9 | 4 | 6 | 22 | 1 | 0 |
| 6 | M | Peter Vagenas | 13 | 11 | 842 | 0 | 1 | 2 | 1 | 10 | 13 | 1 | 0 | 1 | 0 |
| 2 | D | Bobby Burling | 3 | 3 | 270 | 0 | 0 | 0 | 0 | 8 | 3 | 0 | 0 | 1 | 0 |
| 12 | M | Marky Delgado | 1 | 0 | 17 | 0 | 0 | 1 | 0 | 1 | 0 | 0 | 0 | 0 | 0 |
| 2 | D | Scott Gordon | 3 | 0 | 23 | 0 | 0 | 0 | 0 | 2 | 0 | 0 | 0 | 0 | 0 |
| 13 | D | Ante Jazic | 27 | 27 | 2379 | 0 | 0 | 2 | 0 | 8 | 10 | 0 | 0 | 0 | 0 |
| 1 | G | Dan Kennedy | 32 | 32 | 2880 | 0 | 0 | 0 | 0 | 0 | 5 | 0 | 0 | 2 | 0 |
| 11 | D | *Michael Lahoud | 2 | 0 | 54 | 0 | 0 | 0 | 0 | 1 | 2 | 0 | 0 | 0 | 0 |
| 28 | G | Tim Melia | 2 | 2 | 180 | 0 | 0 | 0 | 0 | 0 | 0 | 0 | 0 | 0 | 0 |
| 3 | D | *Heath Pearce | 10 | 10 | 900 | 0 | 0 | 3 | 1 | 2 | 10 | 0 | 4 | 0 | 0 |
| 5 | D | John Valencia | 14 | 14 | 1219 | 0 | 0 | 3 | 1 | 17 | 11 | 0 | 0 | 5 | 0 |
| 26 | M | Marvin Iraheta | 0 | 0 | 0 | 0 | 0 | 0 | 0 | 0 | 0 | 0 | 0 | 0 | 0 |
| 24 | G | Patrick McLain | 0 | 0 | 0 | 0 | 0 | 0 | 0 | 0 | 0 | 0 | 0 | 0 | 0 |
| | | Team totals | 34 | 34 | 3060 | 24 | 28 | 397 | 120 | 424 | 431 | 56 | 179 | 53 | 1 |
| | | Opponent totals | 34 | 34 | 3060 | 58 | 56 | 502 | 180 | 431 | 424 | 114 | 189 | 43 | 3 |

GAME-WINNING GOALS: Casey Townsend 1, Oswaldo Minda 1, Nick LaBrocca 1, Jose Correa 1
Danny Califf 1, Miller Bolanos 1, Juan Pablo Angel 1
GAME-WINNING ASSISTS: Ben Zemanski 1, Jorge Villafana 1, Ryan Smith 1, Miller Bolanos 1
PENALTY KICK GOALS/ATTEMPTS: Jose Correa 1-1, Juan Pablo Angel 1-1, Juan Agudelo 1-1

CHIVAS USA INDIVIDUAL GOALKEEPING

| UNF | POS | GOALKEEPER | GP | GS | MIN | SHTS | SV | GA | GAA | PG | PA | W | L | T | SO |
|---|---|---|---|---|---|---|---|---|---|---|---|---|---|---|---|
| 1 | G | Dan Kennedy | 32 | 32 | 2880 | 167 | 109 | 54 | 1.69 | 2 | 2 | 7 | 17 | 8 | 7 |
| 28 | G | Tim Melia | 2 | 2 | 180 | 13 | 9 | 4 | 2.00 | 0 | 0 | 0 | 1 | 1 | 0 |
| | | Team totals | 34 | 34 | 3060 | 180 | 118 | 58 | 1.71 | 2 | 2 | 7 | 18 | 9 | 7 |
| | | Opponent totals | 34 | 34 | 3060 | 120 | 93 | 24 | 0.71 | 3 | 3 | 18 | 7 | 9 | 16 |

* = Played with other teams in 2012. Only Chivas USA statistics listed here.

## CHIVAS USA 2012 SCHEDULE

| DAY | DATE | OPPONENT | RESULT | ATT. | W-L-T | POS. | PTS | NOTES: |
|---|---|---|---|---|---|---|---|---|
| Sun. | Mar. 11 | Houston | L 0-1 | 14,464 | 0-1-0 | T6 | 0 | HOU: Hainault (92+) |
| Sat. | Mar. 17 | Vancouver | L 0-1 | 7,723 | 0-2-0 | T8 | 0 | VAN: DeMerit (68) |
| Sat. | Mar. 24 | at Real Salt Lake | W 1-0 | 20,415 | 1-2-0 | T8 | 3 | CHV: Townsend (72) |
| Sun. | Apr. 1 | Sporting KC | L 0-1 | 13,372 | 1-3-0 | T8 | 3 | KC: Sapong (47) |
| Sat. | Apr. 7 | at Portland | W 2-1 | 20,438 | 2-3-0 | 7 | 6 | CHV: Moreno (48) LaBrocca (82); POR: Boyd (16) |
| Sat. | Apr. 14 | at Toronto FC | W 1-0 | 18,476 | 3-3-0 | T5 | 9 | CHV: Minda (31) |
| Sat. | Apr. 21 | Philadelphia | L 0-1 | 14,127 | 3-4-0 | T6 | 9 | PHI: Adu (40) |
| Sat. | Apr. 28 | at Colorado | L 0-4 | 10,969 | 3-5-0 | 8 | 9 | COL: Cascio (50) Hill (82,93+) Larentowicz (84) |
| Fri. | May 4 | Chicago | L 1-2 | 14,652 | 3-6-0 | 8 | 9 | CHV: Angel (23); CHI: Berry (25) Pappa (93+) |
| Sun. | May 13 | at San Jose | T 1-1 | 9,619 | 3-6-1 | 8 | 10 | CHV: Correa (4); SJ: Gordon (88) |
| Sat. | May 19 | Los Angeles | W 1-0 | 18,800 | 4-6-1 | T6 | 13 | CHV: Correa (72) |
| Wed. | May 23 | at New York | T 1-1 | 13,919 | 4-6-2 | T6 | 14 | CHV: Angel (47); NY: Cooper (56) |
| Sat. | May 26 | Seattle | T 1-1 | 12,285 | 4-6-3 | 6 | 15 | CHV: Agudelo (57); SEA: Estrada (61) |
| Sat. | June 16 | Real Salt Lake | L 0-3 | 13,816 | 4-7-3 | 6 | 15 | RSL: Espindola (41,54) Johnson (94+) |
| Wed. | June 20 | Montreal | W 2-1 | 10,376 | 5-7-3 | 6 | 18 | CHV: Moreno (14) Angel (82); MTL: Martins (42) |
| Sat. | June 23 | at FC Dallas | T 0-0 | 13,846 | 5-7-4 | T6 | 19 | |
| Sat. | July 7 | Vancouver | T 0-0 | 11,659 | 5-7-5 | T6 | 20 | |
| Wed. | July 18 | Portland | W 1-0 | 13,827 | 6-7-5 | 6 | 23 | CHV: Bolanos (16) |
| Sat. | July 21 | at Los Angeles | L 1-3 | 25,180 | 6-8-5 | 6 | 23 | CHV: Cardozo (52); LA: Keane (14) Donovan (48,78) |
| Sat. | July 28 | at Portland | W 1-0 | 20,438 | 7-8-5 | 6 | 26 | CHV: Califf (68) |
| Sun. | Aug. 12 | Los Angeles | L 0-4 | 17,601 | 7-9-5 | T6 | 26 | LA: Keane (27) Juninho (64,74) Gonzalez (83) |
| Sat. | Aug. 18 | at Colorado | T 1-1 | 15,679 | 7-9-6 | 7 | 27 | CHV: Angel (83); COL: Mullan (19) |
| Sat. | Aug. 25 | Seattle | L 2-6 | 11,973 | 7-10-6 | 7 | 27 | CHV: Agudelo (38) Bolanos (64); SEA: Evans (10) Montero (27,34,67) Ochoa (80) own goal (91+) |
| Wed. | Aug. 29 | at New England | T 3-3 | 10,945 | 7-10-7 | 7 | 28 | CHV: Joseph (23,46+) Bolanos (47); NE: Sene (4,21) own goal (11) |
| Sun. | Sept. 2 | at San Jose | L 0-4 | 10,525 | 7-11-7 | 7 | 28 | SJ: Bernardez (11) Dawkins (39) Corrales (71,81) |
| Sat. | Sept. 8 | at Seattle | L 1-2 | 38,934 | 7-12-7 | 7 | 28 | CHV: LaBrocca (8); SEA: Johnson (28,89) |
| Sat. | Sept. 15 | San Jose | L 0-2 | 11,317 | 7-13-7 | T8 | 28 | SJ: Wondolowski (40) Gordon (49) |
| Wed. | Sept. 19 | at Columbus | L 0-1 | 13,874 | 7-14-7 | 8 | 28 | CLB: Meram (89) |
| Sun. | Sept. 23 | at D.C. United | L 0-1 | 11,770 | 7-15-7 | 9 | 28 | DC: Boskovic (64) |
| Sat. | Sept. 29 | Real Salt Lake | L 0-4 | 11,450 | 7-16-7 | 9 | 28 | RSL: Saborio (8,11,65) Paulo Jr (81) |
| Wed. | Oct. 3 | at Vancouver | L 0-4 | 17,777 | 7-17-7 | 9 | 28 | VAN: Koffie (11) Richards (35) Camilo (62) Robson (73) |
| Sun. | Oct. 7 | FC Dallas | T 1-1 | 13,009 | 7-17-8 | 9 | 29 | CHV: Villafana (69); DAL: Perez (8) |
| Sat. | Oct. 20 | Colorado | L 0-2 | 11,499 | 7-18-8 | 9 | 29 | COL: Rivero (16) Hill (43) |
| Sun. | Oct. 28 | at FC Dallas | T 2-2 | 15,805 | 7-18-9 | 9 | 30 | CHV: Courtois (90) Agudelo (94+); DAL: Jackson (73) Castillo (80) |

# NON-PLAYOFF TEAMS

## CHIVAS USA – GAME-BY-GAME

| # | Player | 1 HOU 0-1 | 2 VAN 0-1 | 3 RSL 1-0 | 4 KC 0-1 | 5 POR 2-1 | 6 TOR 1-0 | 7 PHI 0-1 | 8 COL 0-4 | 9 CHI 1-2 | 10 SJ 1-1 | 11 LA 1-0 | 12 NY 1-1 | 13 SEA 1-1 | 14 RSL 0-3 | 15 MTL 2-1 | 16 DAL 0-0 | 17 VAN 0-0 | 18 POR 1-0 | 19 LA 1-3 | 20 POR 1-0 | 21 LA 0-4 | 22 COL 1-1 | 23 SEA 2-6 | 24 NE 3-3 | 25 SJ 0-4 | 26 SEA 1-2 | 27 SJ 0-2 | 28 CLB 0-1 | 29 DC 0-1 | 30 RSL 0-4 | 31 VAN 0-4 | 32 DAL 1-1 | 33 COL 0-2 | 34 DAL 2-2 |
|---|---|---|---|---|---|---|---|---|---|---|---|---|---|---|---|---|---|---|---|---|---|---|---|---|---|---|---|---|---|---|---|---|---|---|---|
| 1 | Dan Kennedy | 90G | 90G | 90G | 90G | 90G | 90G | 90G | 90G | 90G | 90G | 90G | 90G | 90G | 90G | 90G | 90G | 90G | 90G | 90G | 90G | 90G | 90G | 90G | 90G | 90G | 90G | 90G | 90G | 90G | 90G | 90G | 90G | | |
| 2 | Scott Gordon | | | 16 | | 1 | 6 | | | | | | | | | | | | | | | | | | | | | | | | | | | | |
| 2 | Bobby Burling | | | | | | | | | | | | | | | | | | | | | | | 90D | | | | | | | | | 90D | | 90D |
| 3 | Heath Pearce | 90D | 90D | 90D | 90D | 90D | 90D | 90D | 90D | 90D | 90D | | | | | | | | | | | | | | | | | | | | | | | | |
| 4 | Rauwshan McKenzie | 90D | 90D | 90D | 90D | 90D | 90D | 89D | 90D | 90D | | 90D | 90D | 24 | 90D | 90D | 90D | 90D | | 90D | | | | | 90D | 90D | 89D | | | | | | | | |
| 5 | John Valencia | | | | | | | | | 90D | 90D | | | 66D | | | | | 90D | | 90D | 90D | 90D | 90D | | | | 90D | 90D | 90D | 90D | 73D | | 90D | |
| 6 | Peter Vagenas | 59M | 74M | 67M | | | | | | | 75M | | | 90M | | 4 | | | 15 | | | | | | | | | | | 61M | 73M | 90M | 90M | 64M | 80M |
| 7 | James Riley | 90D | 90D | 90D | 90D | 90D | 90D | 90D | 90D | 90D | 90D | 90D | 90D | 90D | 90D | 90D | 90D | 90D | 90D | 90D | 90D | 90D | 90D | 90D | 90D | 90D | 90D | 90D | 90D | | 90D | 90D | 90D | 90D | |
| 8 | Oswaldo Minda | 90M | 90M | 90M | 90M | 90M | 90M | 55M | 90M | 90M | | 90M | 90M | | 77M | 90M | 90M | | | | | 19 | 90M | | 7 | 84M | | 66M | 90M | | 90M | | | | 90M |
| 9 | Juan Pablo Angel | 90F | | | | | | 27 | 90F | 70F | | 14 | 90F | | 90F | 13 | | 90F | 34 | 33 | 79F | 75F | 18 | 4 | 36 | | | 24 | | | 82F | | 45 | | |
| 10 | Nick LaBrocca | 77M | 90M | 90M | 90M | 90M | 89M | 90M | 90M | 90M | 90M | 89M | 9M | | | | 27 | 90M | 90M | 90M | 90M | 90M | | 90M | 83M | 21 | 90M | 90M | 77M | 90M | 90M | 27 | 84M | 90M | |
| 11 | Juan Agudelo | | | | | | | | | | | 76M | | 90F | 90F | 90F | 63F | | | | 29 | 76M | 72M | 90F | 76F | 90F | 67F | 66F | 18 | 10 | 33 | 90F | 90F | 85M | 90F |
| 11 | Michael Lahoud | | | | | | | | | 9 | 45 | | | | | | | | | | | | | | | | | | | | | | | | |
| 12 | Marky Delgado | | | | | | | | | | | | | | | | | | | | | | | | | | | | | | | 17 | | | |
| 13 | Ante Jazic | 90D | 90D | 90D | 80D | 90D | 90D | 90D | 85D | | 90D | 90D | 90D | 90D | 90D | 90D | 90D | | 90D | 90D | 90D | 90D | | 90D | 90D | 90D | | | 90D | | 90D | 90D | 90D | 54D | |
| 14 | Casey Townsend | 13 | 62F | 90F | 90F | | 1 | 1 | 17 | | | | | | | | 13 | | | | 11 | 15 | 90M | 86F | 90F | 72F | 90F | 76F | | 90F | | | | | |
| 15 | Alejandro Moreno | | | | 72F | 90M | 90F | 90F | | 90M | 90F | 90M | 45 | 90M | 90M | 86M | 90M | | 56F | | 14 | 14 | 61F | | | | | | 84F | 29 | | 63F | 6 | 90F | 90F |
| 16 | Laurent Courtois | 65M | 90M | 81M | 90M | 17 | | | 59M | | 45M | | | 90M | | | 31 | 45D | | | | | 14 | | 14 | | 23 | | | | | 63M | 10 | 26 | 10 |
| 17 | Miller Bolanos | | 28 | | 18 | | 66M | 90M | 90M | 66M | 68M | 60M | 60 | | | | | | 62M | 90M | 90M | 90M | | 90M | 90M | 90M | 90M | 90M | 90F | 90M | 90M | 90M | 80M | | 90M |
| 18 | Blair Gavin | | | | | 45M | | 35 | 5 | | 15 | 1 | 90M | 14 | 60M | | | | | 45M | | | | | | | | | | | | | | | |
| 18 | Shalrie Joseph | | | | | | | | | | | | | | | | | | | | | 90M | 90M | 90M | 90M | 90M | 90M | 90M | | 90M | | 90D | 90D | 90D | 90D |
| 19 | Jorge Villafana | | | | | | | | | 81M | | 30 | 21 | | | 13 | | 90M | 28 | | | | 90D | | | | 90D | 90D | 13 | 90D | | | 90M | 90M | 90D |
| 20 | Tristan Bowen | | | | | | | | | | | | | | | | | | | | | | 29 | 69M | 54M | 69M | 27 | | | | | | | | |
| 21 | Ben Zemanski | 90M | 16 | 23 | | 90M | 90M | | | | | | | | 90M | 90M | 90M | 90M | 90M | 90M | 90M | 71M | 76M | | | 6 | 90M | | 90M | 90D | 17 | 90M | | 90M | 90D |
| 22 | Ryan Smith | 25 | 62M | 74M | 90M | 44 | 84M | 90M | 31 | 24 | 22 | | | 88M | 30 | | | 45 | 90M | 57M | | | | | | | | 24 | 72F | 80F | 57M | | | 36 | 90M |
| 23 | Danny Califf | | | | | | | | | | | 90D | 90D | 90D | 90D | 90D | 90D | 90D | 90D | 90D | 90D | 90D | 90D | | 90D | 90D | 63D | 90D | 90D | 81D | 90D | | | | |
| 24 | Patrick McLain | | | | | | | | | | | | | | | | | | | | | | | | | | | | | | | | | | |
| 26 | Marvin Iraheta | | | | | | | | | | | | | | | | | | | | | | | | | | | | | | | | | | |
| 27 | Jose Correa | | | | | | | | | 20 | 90F | 90F | 90F | 76F | | | | 90F | | 90F | | | | 21 | | 18 | 1 | 14 | 6 | 9 | 8 | 27 | 45F | | |
| 28 | Tim Melia | | | | | | | | | | | | | | | | | | | | | | | | | | | | | | | | | 90G | 90G |
| 30 | Paolo Cardozo | | | | | | | 63M | 73M | | | | 45M | | | 77M | 77M | 90M | 75M | 45 | 76M | | | | | | | | | | | | | | |
| 58 | Cesar Romero | 31 | 28 | 9 | 10 | 73F | 24 | | | | | | | 2 | 13 | 77F | 59F | | | | 61M | | | | | | | | | | | | | 5 | |
| 77 | David Junior Lopes | | | | | | | | | | | | | | | | | | | | | | | | | | | | | | | | | | |

"00" = minutes played
F/M/D/G = starting position

Played for other teams:

| | |
|---|---|
| Juan Agudelo | played 179 minutes for NY |
| Danny Califf | played 360 minutes for PHI |
| Paolo Cardozo | played 71 minutes for LA |
| Shalrie Joseph | played 1481 minutes for NE |

## CHIVAS USA – GAME-BY-GAME LOG

| | | | | |
|---|---|---|---|---|
| Game #1 | 03/11/2012 | CHV 0 vs HOU 1 | L | |
| Game #2 | 03/17/2012 | CHV 0 vs VAN 1 | L | |
| Game #3 | 03/24/2012 | CHV 1 at RSL 0 | W | Townsend 1 (unassisted) 72 |
| Game #4 | 04/01/2012 | CHV 0 vs KC 1 | L | |
| Game #5 | 04/07/2012 | CHV 2 at POR 1 | W | Moreno 1 (Smith 1) 48; LaBrocca 1 (Smith 2) 82 |
| Game #6 | 04/14/2012 | CHV 1 at TOR 0 | W | Minda 1 (Bolanos 1) 31 |
| Game #7 | 04/21/2012 | CHV 0 vs PHI 1 | L | |
| Game #8 | 04/28/2012 | CHV 0 at COL 4 | L | |
| Game #9 | 05/04/2012 | CHV 1 vs CHI 2 | L | Angel 1 (penalty kick) 23 |
| Game #10 | 05/13/2012 | CHV 1 at SJ 1 | T | Correa 1 (Riley 1, Bolanos 2) 4 |
| Game #11 | 05/19/2012 | CHV 1 vs LA 0 | W | Correa 2 (penalty kick) 72 |
| Game #12 | 05/23/2012 | CHV 1 at NY 1 | T | Angel 2 (McKenzie 1, Gavin 1) 47 |
| Game #13 | 05/26/2012 | CHV 1 vs SEA 1 | T | Agudelo 1 (Riley 2, Vagenas 1) 57 |
| Game #14 | 06/16/2012 | CHV 0 vs RSL 3 | L | |
| Game #15 | 06/20/2012 | CHV 2 vs MTL 1 | W | Moreno 2 (Agudelo 1, Romero 1) 14; Angel 3 (Villafana 1) 82 |
| Game #16 | 06/23/2012 | CHV 0 at DAL 0 | T | |
| Game #17 | 07/07/2012 | CHV 0 vs VAN 0 | T | |
| Game #18 | 07/18/2012 | CHV 1 vs POR 0 | W | Bolanos 1 (unassisted) 16 |
| Game #19 | 07/21/2012 | CHV 1 at LA 3 | L | Cardozo 1 (Smith 3) 52 |
| Game #20 | 07/28/2012 | CHV 1 at POR 0 | W | Califf 1 (Zemanski 1) 68 |
| Game #21 | 08/12/2012 | CHV 0 vs LA 4 | L | |
| Game #22 | 08/18/2012 | CHV 1 at COL 1 | T | Angel 4 (Bowen 1, Townsend 1) 83 |
| Game #23 | 08/25/2012 | CHV 2 vs SEA 6 | L | Agudelo 2 (penalty kick) 38; Bolanos 2 (Bowen 2) 64 |
| Game #24 | 08/29/2012 | CHV 3 at NE 3 | T | Joseph 2 (LaBrocca 1) 23; Joseph 3 (Agudelo 2) 46+; Bolanos 3 (Townsend 2, Agudelo 3) 47 |
| Game #25 | 09/02/2012 | CHV 0 at SJ 4 | L | |
| Game #26 | 09/08/2012 | CHV 1 at SEA 2 | L | LaBrocca 2 (Joseph 4, Bolanos 3) 8 |
| Game #27 | 09/15/2012 | CHV 0 vs SJ 2 | L | |
| Game #28 | 09/19/2012 | CHV 0 at CLB 1 | L | |
| Game #29 | 09/23/2012 | CHV 0 at DC 1 | L | |
| Game #30 | 09/29/2012 | CHV 0 vs RSL 4 | L | |
| Game #31 | 10/03/2012 | CHV 0 at VAN 4 | L | |
| Game #32 | 10/07/2012 | CHV 1 vs DAL 1 | T | Villafana 1 (Bolanos 4, LaBrocca 2) 69 |
| Game #33 | 10/20/2012 | CHV 0 vs COL 2 | L | |
| Game #34 | 10/28/2012 | CHV 2 at DAL 2 | T | Courtois 1 (Zemanski 2) 90; Agudelo 3 (Courtois 1, Smith 4) 94+ |

## CHIVAS USA –CUP COMPETITIONS – GAME-BY-GAME

| # | Player | U.S. OPEN CUP 3R VENT 1-0 | 4R CARO 2-1 | QF CHAR 2-1 | SF SEA 1-4 |
|---|---|---|---|---|---|
| 1 | Dan Kennedy | | | | 90G |
| 2 | Scott Gordon | 90D | 90D | | |
| 3 | Heath Pearce | | | | |
| 4 | Rauwshan McKenzie | 90D | 90D | 90D | 90D |
| 5 | John Valencia | 83D | | | |
| 6 | Peter Vagenas | 90M | 90M | 45M | |
| 7 | James Riley | | 90D | 90D | 90D |
| 8 | Oswaldo Minda | | | | 90M |
| 9 | Juan Pablo Angel | 90F | 20 | 18 | 69F |
| 10 | Nick LaBrocca | | | | |
| 11 | Juan Agudelo | 90F | 90F | 51 | |
| 11 | Michael Lahoud | | | | |
| 12 | Marky Delgado | | | | |
| 13 | Ante Jazic | | | | |
| 14 | Casey Townsend | | | | |
| 14 | Tristan Bowen | | | | |
| 15 | Alejandro Moreno | 45 | 90M | | 90M |
| 16 | Laurent Courtois | 45 | 63M | 90M | |
| 17 | Miller Bolanos | | | 39F | |
| 18 | Blair Gavin | 90M | 83M | 90M | 64M |
| 19 | Jorge Villafana | 90D | | 90D | 90D |
| 21 | Ben Zemanski | | 27 | 45 | 85M |
| 22 | Ryan Smith | 45M | 7 | | 5 |
| 23 | Danny Califf | 7 | 90D | 90D | 90D |
| 24 | Patrick McLain | | | | |
| 26 | Marvin Iraheta | | | | |
| 27 | Jose Correa | | 70F | 90F | 21 |
| 28 | Tim Melia | 90G | 90G | 90G | |
| 30 | Paolo Cardozo | | | 72M | 90F |
| 58 | Cesar Romero | 45M | | | 26 |
| 77 | David Junior Lopes | | | | |

U.S. OPEN CUP

| | | | | |
|---|---|---|---|---|
| 3R | 05/29/2012 | CHV 1 at VENTCO 0 | W | Romero (Agudelo) 13 |
| 4R | 06/05/2012 | CHV 2 at CAROLN 1 | W | Agudelo (Courtois) 31; Angel (penalty kick) 90 |
| QF | 06/26/2012 | CHV 2 vs CHARLT 1 | W | Correa (Agudelo) 64; Correa (Courtois) 94+ |
| SF | 07/11/2012 | CHV 1 at SEA 4 | L | Romero (unassisted) 74 |

## COLORADO RAPIDS PLAYOFF HISTORY

PLAYOFF HISTORY

| vs. Team | No. of Series | Series W-L | GP | W-L-T | OT | ShO | GF | GA | Last Mtg. | Round | Series Result |
|---|---|---|---|---|---|---|---|---|---|---|---|
| Chicago | 1 | 0-1 | 2 | 0-2-0 | 0-0-0 | 0-1 | 1 | 2 | 1998 | West Semifinals | Lost 2 games to 0 |
| Columbus | 2 | 2-0 | 3 | 3-1-0 | 1-1-0 | 0-0 | 3 | 2 | 2011 | Wild Card | Won 1 games to 0 |
| D.C. United | 1 | 0-1 | 1 | 0-1-0 | 0-0-0 | 0-0 | 1 | 2 | 1997 | MLS Cup '97 | Lost MLS Cup '97 |
| FC Dallas | 5 | 5-0 | 10 | 6-2-2 | 3-0-1 | 1-0 | 16 | 13 | 2010 | MLS Cup '10 | Won MLS Cup '10 |
| Kansas City | 4 | 1-3 | 9 | 2-5-2 | 0-0-1 | 0-0 | 9 | 13 | 2011 | Quarterfinals | Lost 2 games to 0 |
| Los Angeles | 4 | 0-4 | 7 | 1-6-0 | 0-0-0 | 0-0 | 1 | 14 | 2005 | Semifinals | Lost 1 games to 0 |
| San Jose | 1 | 1-0 | 1 | 1-0-0 | 0-0-0 | 0-0 | 1 | 0 | 2010 | Semifinals | Won 1 games to 0 |
| Houston | 1 | 0-1 | 1 | 0-1-0 | 0-0-0 | 0-0 | 1 | 3 | 2006 | Semifinals | Lost 1 games to 0 |
| TOTALS | 19 | 9-10 | 34 | 13-18-4 | 4-1-2 | 1-1 | 33 | 49 | | | |

## COLORADO RAPIDS -- ALL-TIME POSTSEASON RESULTS

| DATE | OPPONENT | RESULT | ATT. | W-L-T | RD. | GOALS: |
|---|---|---|---|---|---|---|
| 10/04/1997 | at Kansas City | W 3-0 | 10,174 | 1-0-0 | QTR | COL: C. Henderson (25) Bravo (67) Paule (75) |
| 10/08/1997 | Kansas City | W 3-2 | 13,117 | 2-0-0 | QTR | COL: Bravo (16,68) Harris (83); KC: Takawira (9) Preki (88) |
| 10/12/1997 | at Dallas | W 1-0 | 7,376 | 3-0-0 | SEM | COL: S. Henderson (42) |
| 10/15/1997 | Dallas | W 2-1 | 18,452 | 4-0-0 | SEM | COL: Patino (22) C. Henderson (87); DAL: Damian (5) |
| 10/26/1997 | at D.C. United | L 1-2 | 57,431 | 4-1-0 | FIN | COL: Paz (75); DC: Moreno (37) Sanneh (68) |
| 10/01/1998 | at Chicago | L 1-2 | 12,610 | 0-1-0 | QTR | COL: Waldir (79); CHI: Kubik (50) |
| 10/05/1998 | Chicago | L 0-1 | 6,582 | 0-2-0 | QTR | CHI: Kubik (42) |
| 10/17/1999 | at Los Angeles | L 0-3 | 16,307 | 0-1-0 | QTR | LA: Hendrickson (8) Vanney (52) Jones (57) |
| 10/24/1999 | Los Angeles | L 0-2 | 6,542 | 0-2-0 | QTR | LA: Pena (74) Franchino (84) |
| 09/16/2000 | at Kansas City | L 0-1 | 8,682 | 0-1-0 | QTR | KC: Molnar (18) |
| 09/20/2000 | Kansas City | T 0-0 (OT) | 8,789 | 0-1-1 | QTR | |
| 09/24/2000 | at Kansas City | L 2-3 | 4,156 | 0-2-1 | QTR | COL: Bravo (70,90); KC: Henderson (11) Molnar (65) Gomez (69) |
| 09/25/2002 | at Dallas | L 2-4 | 6,360 | 0-1-0 | QTR | COL: Valderrama (2) Spencer (75); DAL: Morrow (26) Kreis (49) Deering (68) Martinez (70) |
| 09/28/2002 | Dallas | W 1-0 | 9,637 | 1-1-0 | QTR | COL: Carrieri (78) |
| 10/02/2002 | at Dallas | T 2-1 (OT/ST | 8,008 | 1-1-1 | QTR | COL: Spencer (22) Chung (101); DAL: Rhine (6) |
| 10/05/2002 | at Los Angeles | L 0-4 | 24,742 | 1-2-1 | SEM | LA: Califf (21) Ruiz (24,84) Hendrickson (71) |
| 10/09/2002 | Los Angeles | L 0-1 | 12,367 | 1-3-1 | SEM | LA: Ruiz (64) |
| 11/04/2003 | Kansas City | T 1-1 | 6,434 | 0-0-1 | QTR | COL: Borchers (53); KC: Harris (3) |
| 11/08/2003 | at Kansas City | L 0-2 | 10,712 | 0-1-1 | QTR | KC: Simutenkov (45) Klein (63) |
| 10/22/2004 | Los Angeles | W 1-0 | 8,028 | 1-0-0 | QTR | COL: Peguero (30) |
| 10/30/2004 | at Los Angeles | L 0-2 | 20,026 | 1-1-0 | QTR | LA: Ruiz (30) Marshall (45) |
| 10/22/2005 | FC Dallas | T 0-0 | 9,625 | 0-0-1 | QTR | |
| 10/29/2005 | at FC Dallas | W 2-2 (OT) | 10,104 | 1-0-1 | QTR | COL: Cunningham (19) Kotschau (105); DAL: Ruiz (67,105) |
| 11/05/2005 | Los Angeles | L 0-2 | 12,789 | 1-1-1 | SEM | LA: Donovan (28,88) |
| 10/21/2006 | FC Dallas | L 1-2 | 4,176 | 0-1-0 | QTR | COL: Cooke (23); DAL: Ruiz (15) Thompson (55) |
| 10/28/2006 | at FC Dallas | W 3-2 (OT) | 15,486 | 1-1-0 | QTR | COL: Hernandez (57,83) Mathis (114); DAL: Ruiz (48) Goodson (92) |
| 11/05/2006 | at Houston | L 1-3 | 23,107 | 1-2-0 | SEM | COL: Kirovski (4); HOU: Dalglish (10,21) Mullan (71) |
| 10/28/2010 | Columbus | W 1-0 | 11,872 | 1-0-0 | QTR | COL: Mastroeni (23) |
| 11/06/2010 | at Columbus | L 1-2 (OT) | 10,322 | 2-1-0 | QTR | COL: Casey (84); CLB: Gaven (22) Rogers (70) |
| 11/13/2010 | San Jose | | | | | |
| 10/28/2010 | Columbus | W 1-0 | 11,872 | 1-0-0 | QTR | COL: Mastroeni (24) |
| 11/06/2010 | at Columbus | W 1-2 (OT) | 10,322 | 2-1-0 | QTR | COL: Casey (84); CLB: Gaven (22) Rogers (70) |
| 11/13/2010 | San Jose | W 1-0 | 17,779 | 3-1-0 | SEM | COL: Kimura (42) |
| 11/21/2010 | at FC Dallas | W 2-1 (OT) | 21,700 | 4-1-0 | FIN | COL: Casey (57) own goal (107); DAL: Ferreira (35) |
| 10/27/2011 | Columbus | W 1-0 | 7,803 | 1-0-0 | WC | COL: Cummings (45) |
| 10/30/2011 | Sporting KC | L 0-2 | 8,601 | 1-1-0 | QTR | KC: Bunbury (49,59) |
| 11/02/2011 | at Sporting KC | L 0-2 | 18,565 | 1-2-0 | QTR | KC: Collin (28) Sapong (76) |

## 2012 COLORADO RAPIDS STATISTICS (11-19-4, 37 pts.)

| UNF | POS | PLAYER | GP | GS | MIN | G | A | SHT | SOG | FC | FS | OFF | CK | C | E |
|---|---|---|---|---|---|---|---|---|---|---|---|---|---|---|---|
| 23 | M | Jaime Castrillon | 30 | 29 | 2417 | 8 | 4 | 49 | 18 | 41 | 29 | 0 | 0 | 3 | 1 |
| 14 | F | Omar Cummings | 28 | 23 | 2000 | 6 | 2 | 76 | 28 | 18 | 23 | 22 | 1 | 1 | 0 |
| 13 | F | Kamani Hill | 19 | 3 | 582 | 5 | 2 | 16 | 8 | 8 | 11 | 2 | 2 | 1 | 0 |
| 32 | M | Tony Cascio | 29 | 18 | 1692 | 3 | 3 | 53 | 19 | 24 | 24 | 6 | 0 | 1 | 0 |
| 3 | D | Drew Moor | 34 | 34 | 3060 | 3 | 2 | 17 | 8 | 25 | 32 | 3 | 0 | 3 | 0 |
| 19 | F | Andre Akpan | 15 | 4 | 434 | 3 | 0 | 9 | 5 | 6 | 8 | 2 | 0 | 0 | 0 |
| 4 | M | Jeff Larentowicz | 32 | 32 | 2779 | 3 | 0 | 61 | 16 | 61 | 41 | 0 | 0 | 8 | 1 |
| 10 | M | Martin Rivero | 30 | 30 | 2597 | 2 | 8 | 62 | 19 | 23 | 61 | 4 | 117 | 3 | 0 |
| 11 | M | Brian Mullan | 28 | 25 | 2116 | 2 | 7 | 16 | 6 | 26 | 33 | 5 | 16 | 1 | 0 |
| 9 | F | Conor Casey | 18 | 13 | 1156 | 2 | 3 | 38 | 12 | 25 | 8 | 13 | 0 | 1 | 0 |
| 34 | D | Tyrone Marshall | 16 | 13 | 1128 | 2 | 0 | 7 | 3 | 21 | 7 | 0 | 0 | 3 | 1 |
| 20 | M | Jamie Smith | 10 | 1 | 226 | 2 | 0 | 4 | 3 | 1 | 3 | 0 | 6 | 0 | 0 |
| 27 | D | *Kosuke Kimura | 12 | 12 | 987 | 1 | 2 | 5 | 2 | 13 | 8 | 0 | 0 | 1 | 0 |
| 12 | F | *Quincy Amarikwa | 3 | 0 | 53 | 1 | 0 | 4 | 3 | 1 | 3 | 0 | 1 | 0 | 0 |
| 5 | M | Joseph Nane | 9 | 6 | 446 | 1 | 0 | 3 | 1 | 11 | 6 | 0 | 0 | 2 | 0 |
| 2 | D | Hunter Freeman | 19 | 18 | 1542 | 0 | 5 | 6 | 2 | 17 | 16 | 0 | 2 | 3 | 0 |
| 15 | M | *Wells Thompson | 17 | 5 | 599 | 0 | 1 | 8 | 2 | 10 | 9 | 2 | 0 | 1 | 0 |
| 8 | D | Tyson Wahl (TOT) | 15 | 15 | 1350 | 0 | 1 | 3 | 1 | 25 | 7 | 1 | 0 | 5 | 0 |
| 8 | D | Tyson Wahl (COL) | 4 | 4 | 360 | 0 | 1 | 1 | 0 | 10 | 1 | 0 | 0 | 2 | 0 |
| 21 | D | Luis Zapata | 27 | 26 | 2336 | 0 | 1 | 8 | 3 | 33 | 27 | 0 | 0 | 2 | 0 |
| 28 | M | Davy Armstrong | 1 | 0 | 4 | 0 | 0 | 0 | 0 | 0 | 0 | 0 | 0 | 0 | 0 |
| 31 | G | Steward Ceus | 3 | 2 | 201 | 0 | 0 | 0 | 0 | 0 | 1 | 0 | 0 | 0 | 0 |
| 37 | F | Edu | 9 | 3 | 330 | 0 | 0 | 7 | 3 | 3 | 11 | 2 | 0 | 0 | 0 |
| 39 | M | Harrison Henao | 1 | 0 | 22 | 0 | 0 | 0 | 0 | 0 | 0 | 0 | 0 | 0 | 0 |
| 15 | D | Christopher Klute | 1 | 1 | 90 | 0 | 0 | 1 | 1 | 1 | 0 | 0 | 0 | 0 | 0 |
| 16 | M | Ross LaBauex | 2 | 1 | 79 | 0 | 0 | 0 | 0 | 5 | 4 | 1 | 0 | 0 | 0 |
| 25 | M | Pablo Mastroeni | 2 | 2 | 150 | 0 | 0 | 0 | 0 | 0 | 3 | 0 | 0 | 0 | 0 |
| 36 | M | Shane O'Neill | 1 | 0 | 4 | 0 | 0 | 0 | 0 | 0 | 0 | 0 | 0 | 0 | 0 |
| 29 | D | Scott Palguta | 2 | 1 | 116 | 0 | 0 | 0 | 0 | 0 | 0 | 0 | 0 | 0 | 0 |
| 18 | G | Matt Pickens | 32 | 32 | 2859 | 0 | 0 | 0 | 0 | 2 | 1 | 0 | 0 | 1 | 0 |
| 12 | M | Hendry Thomas | 8 | 8 | 695 | 0 | 0 | 7 | 0 | 17 | 10 | 0 | 0 | 1 | 0 |
| 22 | D | Marvell Wynne | 28 | 28 | 2520 | 0 | 0 | 1 | 0 | 13 | 18 | 0 | 0 | 1 | 0 |
| 17 | G | Ian Joyce | 0 | 0 | 0 | 0 | 0 | 0 | 0 | 0 | 0 | 0 | 0 | 0 | 0 |
| 6 | D | Anthony Wallace | 0 | 0 | 0 | 0 | 0 | 0 | 0 | 0 | 0 | 0 | 0 | 0 | 0 |
| | | Team totals | 34 | 34 | 3060 | 44 | 41 | 459 | 162 | 415 | 426 | 62 | 145 | 39 | 3 |
| | | Opponent totals | 34 | 34 | 3060 | 50 | 51 | 395 | 160 | 426 | 415 | 107 | 149 | 55 | 4 |

GAME-WINNING GOALS: Jaime Castrillon 3, Tony Cascio 2, Martin Rivero 1, Joseph Nane 1, Drew Moor 1 Kamani Hill 1, Omar Cummings 1, Andre Akpan 1
GAME-WINNING ASSISTS: Martin Rivero 2, Brian Mullan 2, Jaime Castrillon 2, Tyson Wahl 1, Drew Moor 1 Kosuke Kimura 1, Hunter Freeman 1, Tony Cascio 1
PENALTY KICK GOALS/ATTEMPTS: Jeff Larentowicz 2-2, Omar Cummings 0-1, Andre Akpan 1-1

COLORADO RAPIDS INDIVIDUAL GOALKEEPING

| UNF | POS | GOALKEEPER | GP | GS | MIN | SHTS | SV | GA | GAA | PG | PA | W | L | T | SO |
|---|---|---|---|---|---|---|---|---|---|---|---|---|---|---|---|
| 31 | G | Steward Ceus | 3 | 2 | 201 | 5 | 4 | 1 | 0.45 | 0 | 0 | 2 | 0 | 0 | 2 |
| 18 | G | Matt Pickens | 32 | 32 | 2859 | 155 | 107 | 49 | 1.54 | 1 | 2 | 9 | 19 | 4 | 7 |
| | | Team totals | 34 | 34 | 3060 | 160 | 111 | 50 | 1.47 | 1 | 2 | 11 | 19 | 4 | 9 |
| | | Opponent totals | 34 | 34 | 3060 | 162 | 115 | 44 | 1.29 | 3 | 4 | 19 | 11 | 4 | 8 |

* = Played with other teams in 2012. Only Colorado Rapids statistics listed here.

## COLORADO RAPIDS 2012 SCHEDULE

| DAY | DATE | OPPONENT | RESULT | ATT. | W-L-T | POS. | PTS | NOTES: |
|---|---|---|---|---|---|---|---|---|
| Sat. | Mar. 10 | Columbus | W 2-0 | 14,746 | 1-0-0 | T1 | 3 | COL: Moor (44) Amarikwa (89) |
| Sun. | Mar. 18 | at Philadelphia | W 2-1 | 19,074 | 2-0-0 | 0 | 6 | COL: Castrillon (56) Cascio (62); PHI: Pajoy (67) |
| Sun. | Mar. 25 | at New York | L 1-4 | 21,024 | 2-1-0 | 0 | 6 | COL: Cummings (77); NY: Henry (3,53) Cooper (6,89) |
| Sun. | Apr. 1 | Chicago | W 2-0 | 13,152 | 3-1-0 | T1 | 9 | COL: Cummings (58) Hill (92+) |
| Sat. | Apr. 7 | at Real Salt Lake | L 0-2 | 16,870 | 3-2-0 | 3 | 9 | RSL: Saborio (20) Espindola (57) |
| Sat. | Apr. 14 | at Seattle | L 0-1 | 38,360 | 3-3-0 | T5 | 9 | SEA: Scott (63) |
| Sat. | Apr. 21 | Los Angeles | L 1-2 | 19,152 | 3-4-0 | T6 | 9 | COL: Cummings (63); LA: own goal (21) Donovan (39) |
| Sat. | Apr. 28 | Chivas USA | W 4-0 | 10,969 | 4-4-0 | T5 | 12 | COL: Cascio (50) Hill (82,93+) Larentowicz (84) |
| Wed. | May 2 | at New England | L 1-2 | 6,149 | 4-5-0 | 0 | 12 | COL: Castrillon (21); NE: Sene (27) Cardenas (39) |
| Sun. | May 6 | at FC Dallas | W 2-0 | 11,702 | 5-5-0 | 0 | 15 | COL: Castrillon (61) Rivero (74) |
| Wed. | May 16 | at D.C. United | L 0-2 | 11,593 | 5-6-0 | 5 | 15 | DC: De Rosario (25) Salihi (60) |
| Sat. | May 19 | Sporting KC | T 2-2 | 15,269 | 5-6-1 | 5 | 16 | COL: Marshall (52) Kimura (60); KC: Bunbury (2,14) |
| Sat. | May 26 | Montreal | W 3-2 | 17,877 | 6-6-1 | T4 | 19 | COL: Larentowicz (18) Moor (39) Castrillon (83); MTL: Bernier (14) Wenger (48) |
| Sat. | June 16 | at Vancouver | L 0-1 | 19,166 | 6-7-1 | 5 | 19 | VAN: Le Toux (80) |
| Wed. | June 20 | San Jose | L 1-2 | 13,080 | 6-8-1 | 5 | 19 | COL: Mullan (18); SJ: own goal (83) Wondolowski (92+) |
| Sat. | June 30 | Portland | W 3-0 | 15,553 | 7-8-1 | 5 | 22 | COL: Castrillon (18) Casey (22) Smith (89) |
| Wed. | July 4 | Vancouver | L 0-1 | 18,757 | 7-9-1 | 5 | 22 | VAN: Mattocks (43) |
| Sat. | July 7 | at Seattle | L 1-2 | 39,060 | 7-10-1 | 5 | 22 | COL: Cummings (79); SEA: Fernandez (52) Johnson (64) |
| Sat. | July 14 | FC Dallas | L 1-2 | 13,284 | 7-11-1 | 6 | 22 | COL: Cummings (50); DAL: Rodriguez (60) Castillo (81) |
| Wed. | July 18 | at Toronto FC | L 1-2 | 18,225 | 7-12-1 | 7 | 22 | COL: Casey (23); TOR: Johnson (51) Wiedeman (67) |
| Sat. | July 21 | at Real Salt Lake | L 0-2 | 19,492 | 7-13-1 | T7 | 22 | RSL: Saborio (32) Johnson (90) |
| Sat. | July 28 | Seattle | L 1-2 | 13,816 | 7-14-1 | T7 | 22 | COL: Moor (3); SEA: Johnson (2) Alonso (65) |
| Sat. | Aug. 4 | Real Salt Lake | W 1-0 | 15,218 | 8-14-1 | 7 | 25 | COL: Nane (38) |
| Sat. | Aug. 11 | at FC Dallas | L 2-3 | 10,222 | 8-15-1 | 8 | 25 | COL: Castrillon (12) Larentowicz (55); DAL: Castillo (41) Benitez (44) Ferreira (49) |
| Sat. | Aug. 18 | Chivas USA | T 1-1 | 15,679 | 8-15-2 | 8 | 26 | COL: Mullan (19); CHV: Angel (83) |
| Sat. | Aug. 25 | at San Jose | L 1-4 | 10,525 | 8-16-2 | 8 | 26 | COL: Marshall (54); SJ: Dawkins (11,68) Gordon (43,75) |
| Fri. | Aug. 31 | at Portland | L 0-1 | 20,438 | 8-17-2 | 9 | 26 | POR: Dike (45) |
| Wed. | Sept. 5 | Portland | W 3-0 | 13,086 | 9-17-2 | 7 | 29 | COL: Akpan (6) Cascio (27) Castrillon (86) |
| Fri. | Sept. 14 | at Los Angeles | L 0-2 | 20,204 | 9-18-2 | 7 | 29 | LA: Keane (15) Wilhelmsson (58) |
| Sun. | Sept. 23 | at Vancouver | T 2-2 | 18,992 | 9-18-3 | 7 | 30 | COL: Cummings (34) Smith (86); VAN: Rochat (64) Miller (68) |
| Sun. | Sept. 30 | Los Angeles | T 1-1 | 17,649 | 9-18-4 | 7 | 31 | COL: Castrillon (16); LA: Sarvas (10) |
| Sat. | Oct. 6 | San Jose | L 1-4 | 15,232 | 9-19-4 | 7 | 31 | COL: Akpan (92+); SJ: Chavez (2) Wondolowski (11,51,83) |
| Sat. | Oct. 20 | at Chivas USA | W 2-0 | 11,499 | 10-19-4 | 7 | 34 | COL: Rivero (16) Hill (43) |
| Sat. | Oct. 27 | Houston | W 2-0 | 15,453 | 11-19-4 | 7 | 37 | COL: Hill (9) Akpan (76) |

## COLORADO RAPIDS – GAME-BY-GAME

| # | Player | 1 CLB 2-0 | 2 PHI 2-1 | 3 NY 1-4 | 4 CHI 2-0 | 5 RSL 0-2 | 6 SEA 0-1 | 7 LA 1-2 | 8 CHV 4-0 | 9 NE 1-2 | 10 DAL 2-0 | 11 DC 0-2 | 12 KC 2-2 | 13 MTL 3-2 | 14 VAN 0-1 | 15 SJ 1-2 | 16 POR 3-0 | 17 VAN 0-1 | 18 SEA 1-2 | 19 DAL 1-2 | 20 TOR 1-2 | 21 RSL 0-2 | 22 SEA 1-2 | 23 RSL 1-0 | 24 DAL 2-3 | 25 CHV 1-1 | 26 SJ 1-4 | 27 POR 0-1 | 28 POR 3-0 | 29 LA 0-2 | 30 VAN 2-2 | 31 LA 1-1 | 32 SJ 1-4 | 33 CHV 2-0 | 34 HOU 2-0 |
|---|---|---|---|---|---|---|---|---|---|---|---|---|---|---|---|---|---|---|---|---|---|---|---|---|---|---|---|---|---|---|---|---|---|---|---|
| 2 | Hunter Freeman | | | | | | | | 45 | 75D | | 90D | 90D | 90D | 90D | 90D | 90D | 72D | 90D | 90D | 90D | | | | 90D | 90D | 45D | | | | | 90D | 45D | 90D | 90D |
| 3 | Drew Moor | 90D | 90D | 90D | 90D | 90M | 90D | 90D | 90D | 90D | 90D | 90D | 90D | 90D | 90D | 90D | 90D | 90D | 90D | 90D | 90D | 90D | 90D | 90D | 90D | 90D | 90D | 90D | 90D | 90D | 90D | 90D | 90D | 90D | 90D |
| 4 | Jeff Larentowicz | 90M | 58M | | 90M | 90M | 90M | 90M | 90M | 90M | 90M | 90M | 90M | 90M | 90M | 90M | 90M | 90M | 90M | 90M | 90M | | 90M | 90M | 90M | 90M | 90M | 90M | 86M | 74M | 90M | 90M | 45M | 90M | 86M |
| 5 | Joseph Nane | | | | | | | | | | | | | | | | | | | | | 90M | 62M | 72M | 52M | 75M | 73M | | | | 1 | 17 | | 4 | |
| 6 | Anthony Wallace | | | | | | | | | | | | | | | | | | | | | | | | | | | | | | | | | | |
| 7 | Josh Janniere | | | | | | | | | | | | | | | | | | | | | | | | | | | | | | | | | | |
| 8 | Tyson Wahl | | | | | | | | | | | | | | | | | | | | 90D | 90D | | | | | | 90D | | | | | | 90D | |
| 8 | Eddie Ababio | | | | | | | | | | | | | | | | | | | | | | | | | | | | | | | | | | |
| 9 | Conor Casey | | | | | | | | 1 | | 45 | 65F | 68F | | 18 | 67F | 73F | 90F | 67F | 90F | 90F | | 90F | | | 29 | 90F | 67F | | 27 | 89F | 90F | | | |
| 10 | Martin Rivero | | | | 87M | 90M | 90M | | 70M | 84M | 90M | 90M | 90M | 90M | 90M | 90M | 90M | 90M | 90M | 90M | 90M | 74M | 90M | 81M | 90M | 90M | 90M | 90M | 73M | 90M | 73M | 75M | 90M | 90M | 90M |
| 11 | Brian Mullan | 90M | 90M | 86M | 90M | 90M | 90M | 88M | 90M | 90M | 90M | 45M | | | 90M | 90F | 90M | 90M | 90F | 71M | 73M | 34 | 80M | 90M | 45M | 90M | 84M | 45M | 9 | 16 | | | 90M | | |
| 12 | Hendry Thomas | | | | | | | | | | | | | | | | | | | | | | | | | | | 90M | 90M | 90M | 82M | 73M | 90M | 90M | 90M |
| 12 | Quincy Amarikwa | 21 | 7 | 25 | | | | | | | | | | | | | | | | | | | | | | | | | | | | | | | |
| 13 | Steven Emory | | | | | | | | | | | | | | | | | | | | | | | | | | | | | | | | | | |
| 13 | Kamani Hill | | | | 8 | 14 | 21 | 78M | 20 | 15 | 76 | 45 | 12 | 16 | 14 | 17 | | | | | | 16 | 28 | 9 | | | | | 17 | | | | 45 | 66M | 65M |
| 14 | Omar Cummings | 86F | 83F | 90F | 90F | 90F | 90F | 90F | 89F | 90F | 14F | | | | | 23 | 74F | 61F | 23 | 90F | 72F | 45 | 62F | 90F | 66F | 61F | | 45 | | 49 | 90M | 90F | 90F | 86F | 71F |
| 15 | Wells Thompson | 16 | 22 | 65M | 24 | | | 12 | | | 3 | 12 | 78F | 68F | | 1 | 10 | | | | 69M | 90M | 28 | 41 | 45 | 15 | | | | | | | | | |
| 15 | Christopher Klute | | | | | | | | | | | | | | | | | | | | | | | | | | | | | | | | | | 90D |
| 16 | Ross LaBauex | | 14 | 65M | | | | | | | | | | | | | | | | | | | | | | | | | | | | | | | |
| 17 | Ian Joyce | | | | | | | | | | | | | | | | | | | | | | | | | | | | | | | | | | |
| 18 | Matt Pickens | 90G | 90G | 90G | 90G | 90G | 90G | 90G | 90G | 90G | 90G | 90G | 90G | 90G | 90G | 90G | 90G | 90G | 90G | 90G | 90G | 90G | 90G | 90G | 90G | 90G | 90G | 90G | 90G | 90G | 90G | 90G | 69G | | |
| 19 | Andre Akpan | 4 | | 4 | | | 7 | 2 | | 6 | | | | 64F | | | | | | | | | 10 | | 38 | | 6 | 23 | 90F | 63F | 8 | | 90F | | 19 |
| 20 | Jamie Smith | | | | | | | | | | | | | | | | 17 | 27 | 67F | 22 | 17 | | | 18 | | 8 | | | | | 17 | 15 | | 18 | |
| 21 | Luis Zapata | 90D | 90D | 90D | 90D | 90D | 90D | 90D | 90D | 90D | 90D | 90D | 1 | | | 90D | 90D | 90D | 90D | 85D | | | 90D | 90D | 90D | 90D | 90D | | 90D | 90D | 90D | 90D | 90D | | |
| 22 | Marvell Wynne | 90D | 90D | 90D | 90D | 90D | 90D | 90D | 90D | | | | | | | 90D | 90D | 90D | 90D | 90D | 90D | 90D | 90D | 90D | 90D | 90D | 90D | 90D | 90D | 90D | 90D | 90D | 90D | 90D | 90D |
| 23 | Jaime Castrillon | 90M | 90M | 90F | 82M | 76M | 69M | 90M | 90M | 90M | 87M | 78M | 90M | 90M | 90M | 89M | 80M | 63M | 84M | 68M | | 45M | | 90M | 71M | | 90M | 13 | 90M | 90M | 90M | 90M | | 72M | 90M |
| 24 | Kohei Yamada | | | | | | | | | | | | | | | | | | | | | | | | | | | | | | | | | | |
| 25 | Pablo Mastroeni | 74M | 76M | | | | | | | | | | | | | | | | | | | | | | | | | | | | | | | | |
| 27 | Kosuke Kimura | 90D | 90D | 90D | 90D | 60D | 90D | 90D | 45D | | 90D | | 90D | 90D | 72D | | | | | | | | | | | | | | | | | | | | |
| 28 | Davy Armstrong | | | | | | | | | | | | | | | | | | | | | | | | | | | | | | | | | | 4 |
| 29 | Scott Palguta | | | | | | | | | | | | | 26 | 90D | | | | | | | | | | | | | | | | | | | | |
| 31 | Steward Ceus | | | | | | | | | | | | | | | | | | | | | | | | | | | | | | | | 21 | 90G | 90G |
| 32 | Tony Cascio | 69M | 68M | 90F | 66M | 30 | 83M | 90M | 90M | 90F | 90F | 90F | 89F | 74F | 76F | | 16 | 29 | 6 | 19 | 21 | 90M | | | 24 | 82M | 17 | 77M | 81M | 41M | | | 45 | 24 | 25 |
| 34 | Tyrone Marshall | | | 25 | 3 | 90D | | | | 90D | 45D | 90D | 90D | 61D | | | | | | | | 90D | 90D | 49D | | | 45 | 90D | 90D | 90D | 90D | | | | |
| 36 | Shane O'Neill | | | | | | | | | | | | | | | | | | | | | | | | | | | | 4 | | | | | | |
| 37 | Edu | | | | | | | | | | | 25 | 22 | | 90F | 73F | | 18 | 23 | 5 | 18 | 56F | | | | | | | | | | | | | |
| 39 | Harrison Henao | | | | | | | | | | | | | 22 | | | | | | | | | | | | | | | | | | | | | |

"00" = minutes played
F/M/D/G = starting position

Played for other teams:
Tyson Wahl played 990 minutes for MTL

## COLORADO RAPIDS – GAME-BY-GAME LOG

| | | | | |
|---|---|---|---|---|
| Game #1 | 03/10/2012 | COL 2 vs CLB 0 | W | Moor 1 (Kimura 1) 44; Amarikwa 1 (Kimura 2) 89 |
| Game #2 | 03/18/2012 | COL 2 at PHI 1 | W | Castrillon 1 (unassisted) 56; Cascio 1 (unassisted) 62 |
| Game #3 | 03/25/2012 | COL 1 at NY 4 | L | Cummings 1 (Castrillon 1) 77 |
| Game #4 | 04/01/2012 | COL 2 vs CHI 0 | W | Cummings 2 (Mullan 1, Rivero 1) 58; Hill 1 (Thompson 1) 92+ |
| Game #5 | 04/07/2012 | COL 0 at RSL 2 | L | |
| Game #6 | 04/14/2012 | COL 0 at SEA 1 | L | |
| Game #7 | 04/21/2012 | COL 1 vs LA 2 | L | Cummings 3 (unassisted) 63 |
| Game #8 | 04/28/2012 | COL 4 vs CHV 0 | W | Cascio 2 (Rivero 2) 50; Hill 2 (Cummings 1, Cascio 1) 82; Larentowicz 1 (penalty kick) 84; Hill 3 (unassisted) 93+ |
| Game #9 | 05/02/2012 | COL 1 at NE 2 | L | Castrillon 2 (Rivero 3) 21 |
| Game #10 | 05/06/2012 | COL 2 at DAL 0 | W | Castrillon 3 (Mullan 2) 61; Rivero 1 (Mullan 3, Hill 1) 74 |
| Game #11 | 05/16/2012 | COL 0 at DC 2 | L | |
| Game #12 | 05/19/2012 | COL 2 vs KC 2 | T | Marshall 1 (Rivero 4) 52; Kimura 1 (Casey 1) 60 |
| Game #13 | 05/26/2012 | COL 3 vs MTL 2 | W | Larentowicz 2 (penalty kick) 18; Moor 2 (Rivero 5) 39; Castrillon 4 (unassisted) 83 |
| Game #14 | 06/16/2012 | COL 0 at VAN 1 | L | |
| Game #15 | 06/20/2012 | COL 1 vs SJ 2 | L | Mullan 1 (Freeman 1) 18 |
| Game #16 | 06/30/2012 | COL 3 vs POR 0 | W | Castrillon 5 (Freeman 2) 18; Casey 1 (Mullan 4) 22; Smith 1 (Cascio 2, Rivero 6) 89 |
| Game #17 | 07/04/2012 | COL 0 vs VAN 1 | L | |
| Game #18 | 07/07/2012 | COL 1 at SEA 2 | L | Cummings 4 (Zapata 1) 79 |
| Game #19 | 07/14/2012 | COL 1 vs DAL 2 | L | Cummings 5 (Casey 2) 50 |
| Game #20 | 07/18/2012 | COL 1 at TOR 2 | L | Casey 2 (Freeman 3, Mullan 5) 23 |
| Game #21 | 07/21/2012 | COL 0 at RSL 2 | L | |
| Game #22 | 07/28/2012 | COL 1 vs SEA 2 | L | Moor 3 (Mullan 6) 3 |
| Game #23 | 08/04/2012 | COL 1 vs RSL 0 | W | Nane 1 (unassisted) 38 |
| Game #24 | 08/11/2012 | COL 2 at DAL 3 | L | Castrillon 6 (Mullan 7, Freeman 4) 12; Larentowicz 3 (Rivero 7) 55 |
| Game #25 | 08/18/2012 | COL 1 vs CHV 1 | T | Mullan 2 (unassisted) 19 |
| Game #26 | 08/25/2012 | COL 1 at SJ 4 | L | Marshall 2 (Rivero 8) 54 |
| Game #27 | 08/31/2012 | COL 0 at POR 1 | L | |
| Game #28 | 09/05/2012 | COL 3 vs POR 0 | W | Akpan 1 (Cascio 3, Moor 1) 6; Cascio 3 (Castrillon 2) 27; Castrillon 7 (Moor 2, Hill 2) 86 |
| Game #29 | 09/14/2012 | COL 0 at LA 2 | L | |
| Game #30 | 09/23/2012 | COL 2 at VAN 2 | T | Cummings 6 (unassisted) 34; Smith 2 (unassisted) 86 |
| Game #31 | 09/30/2012 | COL 1 vs LA 1 | T | Castrillon 8 (Freeman 5, Casey 3) 16 |
| Game #32 | 10/06/2012 | COL 1 vs SJ 4 | L | Akpan 2 (penalty kick) 92+ |
| Game #33 | 10/20/2012 | COL 2 at CHV 0 | W | Rivero 2 (Castrillon 3, Wahl 1) 16; Hill 4 (Cummings 2) 43 |
| Game #34 | 10/27/2012 | COL 2 vs HOU 0 | W | Hill 5 (Castrillon 4) 9; Akpan 3 (unassisted) 76 |

## COLORADO RAPIDS –CUP COMPETITIONS – GAME-BY-GAME

| # | Player | U.S. OPEN CUP 3R TAMP 3-1 | 4R KC 0-2 |
|---|---|---|---|
| 2 | Hunter Freeman | 72D | 90D |
| 3 | Drew Moor | | |
| 4 | Jeff Larentowicz | | 90M |
| 5 | Joseph Nane | 32 | |
| 6 | Anthony Wallace | | |
| 7 | Josh Janniere | | |
| 8 | Eddie Ababio | | |
| 9 | Conor Casey | | |
| 10 | Martin Rivero | | 90M |
| 11 | Brian Mullan | | |
| 12 | Quincy Amarikwa | | |
| 13 | Steven Emory | | |
| 13 | Kamani Hill | 90F | 45 |
| 14 | Omar Cummings | | |
| 15 | Wells Thompson | 90M | 75M |
| 16 | Ross LaBauex | | 5 |
| 17 | Ian Joyce | | |
| 18 | Matt Pickens | | 90G |
| 19 | Andre Akpan | 90F | 15 |
| 20 | Jamie Smith | | |
| 21 | Luis Zapata | 90D | |
| 22 | Marvell Wynne | | |
| 23 | Jaime Castrillon | 67M | 85M |
| 24 | Kohei Yamada | | |
| 25 | Pablo Mastroeni | | |
| 27 | Kosuke Kimura | 18 | 90D |
| 28 | Davy Armstrong | | |
| 29 | Scott Palguta | 90D | 90D |
| 31 | Steward Ceus | 90G | |
| 32 | Tony Cascio | 23 | 45F |
| 34 | Tyrone Marshall | 90D | 90D |
| 37 | Edu | 90F | 90F |
| 39 | Harrison Henao | 58M | |

U.S. OPEN CUP

| | | | | |
|---|---|---|---|---|
| 3R | 05/29/2012 | COL 3 at TAMPBY 1 | W | Edu (penalty kick) 17; Akpan 33; Hill (Akpan) 90+ |
| 3R | 06/05/2012 | COL 0 at KC 2 | L | |

## COLUMBUS CREW PLAYOFF HISTORY

PLAYOFF HISTORY

| vs. Team | No. of Series | Series W-L | GP | W-L-T | OT | ShO | GF | GA | Last Mtg. | Round | Series Result |
|---|---|---|---|---|---|---|---|---|---|---|---|
| Chicago | 1 | 1-0 | 1 | 1-0-0 | 0-0-0 | 0-0 | 2 | 1 | 2008 | Semifinals | Won 1 games to 0 |
| Colorado | 1 | 0-1 | 2 | 1-2-0 | 1-1-0 | 0-0 | 2 | 2 | 2010 | Quarterfinals | Lost 2 games to 1 |
| D.C. United | 3 | 0-3 | 8 | 2-6-0 | 0-0-0 | 0-0 | 12 | 18 | 1999 | East Finals | Lost 2 games to 1 |
| Kansas City | 1 | 1-0 | 2 | 1-0-1 | 0-0-0 | 0-0 | 3 | 1 | 2008 | Quarterfinals | Won 1 games to 0 |
| New England | 2 | 0-2 | 5 | 0-2-3 | 0-0-2 | 0-0 | 3 | 5 | 2004 | Quarterfinals | Lost 1 games to 0 |
| New York | 2 | 2-0 | 3 | 3-0-0 | 0-0-0 | 1-0 | 9 | 5 | 2008 | MLS Cup '08 | Won MLS Cup '08 |
| Real Salt Lake | 1 | 0-1 | 2 | 0-2-0 | 0-0-0 | 0-0 | 2 | 4 | 2009 | Quarterfinals | Lost 2 games to 0 |
| San Jose | 2 | 1-1 | 4 | 2-2-0 | 0-0-0 | 0-0 | 5 | 8 | 2002 | Quarterfinals | Won 6 pts. to 0 |
| Tampa Bay | 3 | 2-1 | 7 | 5-2-0 | 0-0-0 | 0-0 | 11 | 8 | 1999 | East Semifinals | Won 2 games to 0 |
| TOTALS | 16 | 7-9 | 34 | 15-16-4 | 1-1-2 | 1-0 | 49 | 52 | | | |

## COLUMBUS CREW -- ALL-TIME POSTSEASON RESULTS

| DATE | OPPONENT | RESULT | ATT. | W-L-T | RD. GOALS: |
|---|---|---|---|---|---|
| 09/25/1996 | Tampa Bay | L 0-2 | 20,807 | 0-1-0 | QTR TB: Lassiter (82,87) |
| 09/28/1996 | at Tampa Bay | W 2-1 | 13,009 | 1-1-0 | QTR CLB: Paz (1) McBride (58); TB: Lassiter (26) |
| 10/02/1996 | at Tampa Bay | L 1-4 | 6,871 | 1-2-0 | QTR CLB: McBride (35); TB: Vasquez (3) Lassiter (41,58) Pittman (55) |
| 10/05/1997 | at Tampa Bay | W 2-1 | 8,272 | 1-0-0 | QTR CLB: Farrell (11) Wood (83); TB: Gilmar (35) |
| 10/08/1997 | Tampa Bay | W 2-0 | 13,102 | 2-0-0 | QTR CLB: McBride (43) Warzycha (73) |
| 10/12/1997 | at D.C. United | L 2-3 | 11,820 | 2-1-0 | SEM CLB: Farrell (57) Dooley (73); DC: Sanneh (9,45) Diaz Arce (29) |
| 10/15/1997 | D.C. United | L 0-1 | 9,506 | 2-2-0 | SEM DC: Diaz Arce (47) |
| 09/30/1998 | MetroStars | W 5-3 | 10,996 | 1-0-0 | QTR CLB: McBride (9,12) Smith (33) Farrell (38) John (58); MET: Hurtado (53) Sorber (60) Joseph (80) |
| 10/03/1998 | at MetroStars | W 2-1 | 11,686 | 2-0-0 | QTR CLB: John (22); MET: Ramos (13) |
| 10/11/1998 | at D.C. United | L 0-2 | 17,755 | 2-1-0 | SEM DC: Sanneh (68) Etcheverry (78) |
| 10/18/1998 | D.C. United | W 4-2 | 13,193 | 3-1-0 | SEM CLB: McBride (8,47) Dooley (37) John (81); DC: Sanneh (65) Lassiter (77) |
| 10/21/1998 | at D.C. United | L 0-3 | 21,453 | 3-2-0 | SEM DC: Agoos (12) Lassiter (44,79) |
| 10/17/1999 | Tampa Bay | W 2-0 | 9,188 | 1-0-0 | QTR CLB: John (77,84) |
| 10/22/1999 | at Tampa Bay | W 2-0 | 14,392 | 2-0-0 | QTR CLB: West (23) Cunningham (88) |
| 10/31/1999 | at D.C. United | L 1-2 | 14,529 | 2-1-0 | SEM CLB: Cunningham (82); DC: Moreno (15) Olsen (72) |
| 11/07/1999 | D.C. United | W 5-1 | 12,778 | 3-1-0 | SEM CLB: Elcock (20) Cunningham (41) John (48,61,84); DC: Lassiter (7) |
| 11/13/1999 | at D.C. United | L 0-4 | 21,451 | 3-2-0 | SEM DC: Moreno (17) Lassiter (34,52) Etcheverry (86) |
| 09/22/2001 | San Jose | L 1-3 | 20,883 | 0-1-0 | QTR CLB: Warzycha (54); SJ: Donovan (5,45) Lagos (31) |
| 09/26/2001 | at San Jose | L 0-3 | 10,419 | 0-2-0 | QTR SJ: Lagos (9) Cerritos (68) Donovan (76) |
| 09/25/2002 | at San Jose | W 2-1 | 8,069 | 1-0-0 | QTR CLB: Buddle (38) Garcia (81); SJ: Donovan (54) |
| 09/28/2002 | San Jose | W 2-1 | 13,004 | 2-0-0 | QTR CLB: Garcia (50); McBride (81); SJ: Graziani (58) |
| 10/06/2002 | at New England | T 0-0 (OT) | 11,387 | 2-0-1 | SEM |
| 10/09/2002 | New England | L 0-1 | 10,245 | 2-1-1 | SEM NE: Heaps (3) |
| 10/12/2002 | at New England | T 2-2 (OT) | 9,216 | 2-1-2 | SEM CLB: McBride (80) Washington (85); NE: Ralston (17) Harris (47) |
| 10/23/2004 | at New England | L 0-1 | 5,679 | 0-1-0 | QTR NE: John (25) |
| 10/31/2004 | New England | T 1-1 | 15,224 | 0-1-1 | QTR CLB: Buddle (90); NE: Twellman (81) |
| 11/01/2008 | at Kansas City | T 1-1 | 10,385 | 0-0-1 | QTR CLB: Lenhart (90); KC: Arnaud (53) |
| 11/08/2008 | Kansas City | W 2-0 | 11,153 | 1-0-1 | QTR CLB: Evans (7) Rogers (57) |
| 11/13/2008 | Chicago | W 2-1 | 14,688 | 2-0-1 | SEM CLB: Marshall (49) Gaven (55); CHI: McBride (29) |
| 11/23/2008 | New York | W 3-1 | 27,000 | 3-0-1 | FIN CLB: Moreno (31) Marshall (53) Hejduk (82); NY: Wolyniec (51) |
| 10/31/2009 | at Real Salt Lake | L 0-1 | 11,499 | 0-1-0 | QTR RSL: Findley (88) |
| 11/05/2009 | Real Salt Lake | L 2-3 | 10,109 | 0-2-0 | QTR CLB: Schelotto (19,35); RSL: Morales (37) Findley (45) Williams (74) |
| 10/28/2010 | at Colorado | L 0-1 | 11,872 | 0-1-0 | QTR COL: Mastroeni (23) |
| 11/06/2010 | Colorado | W 2-1 (OT) | 10,322 | 1-2-0 | QTR CLB: Gaven (22) Rogers (70); COL: Casey (84) |

## 2012 COLUMBUS CREW STATISTICS (15-12-7, 52 pts.)

| UNF | POS | PLAYER | GP | GS | MIN | G | A | SHT | SOG | FC | FS | OFF | CK | C | E |
|---|---|---|---|---|---|---|---|---|---|---|---|---|---|---|---|
| 25 | F | Jairo Arrieta | 18 | 18 | 1534 | 9 | 4 | 41 | 21 | 21 | 19 | 41 | 0 | 1 | 0 |
| 12 | M | Eddie Gaven | 34 | 34 | 2990 | 9 | 2 | 55 | 27 | 29 | 61 | 10 | 3 | 2 | 0 |
| 33 | F | Federico Higuain | 13 | 11 | 1004 | 5 | 7 | 32 | 9 | 8 | 11 | 7 | 38 | 2 | 0 |
| 10 | M | Milovan Mirosevic | 26 | 25 | 2140 | 4 | 2 | 46 | 14 | 27 | 49 | 3 | 22 | 2 | 0 |
| 9 | F | Justin Meram | 22 | 11 | 960 | 4 | 1 | 27 | 10 | 22 | 15 | 1 | 0 | 3 | 0 |
| 20 | F | Emilio Renteria | 27 | 16 | 1542 | 3 | 3 | 50 | 14 | 31 | 42 | 17 | 0 | 4 | 0 |
| 6 | M | Tony Tchani | 22 | 14 | 1331 | 2 | 2 | 30 | 5 | 23 | 21 | 0 | 1 | 3 | 0 |
| 14 | D | Chad Marshall | 24 | 24 | 2146 | 2 | 0 | 22 | 8 | 15 | 15 | 3 | 0 | 1 | 0 |
| 3 | D | Josh Williams | 30 | 27 | 2429 | 1 | 3 | 24 | 8 | 30 | 20 | 1 | 0 | 1 | 1 |
| 8 | M | Chris Birchall | 18 | 17 | 1515 | 1 | 2 | 18 | 6 | 16 | 16 | 1 | 34 | 4 | 0 |
| 21 | D | Sebastian Miranda | 33 | 33 | 2882 | 1 | 1 | 6 | 2 | 18 | 9 | 1 | 0 | 3 | 0 |
| 7 | M | Bernardo Anor | 11 | 5 | 493 | 1 | 0 | 7 | 2 | 13 | 10 | 0 | 5 | 3 | 0 |
| 22 | M | Cole Grossman | 10 | 5 | 500 | 1 | 0 | 3 | 1 | 10 | 3 | 0 | 1 | 1 | 1 |
| 17 | F | Olman Vargas | 11 | 7 | 667 | 1 | 0 | 15 | 7 | 6 | 6 | 17 | 0 | 1 | 0 |
| 29 | D | Shaun Francis | 10 | 6 | 507 | 0 | 3 | 6 | 1 | 7 | 3 | 1 | 0 | 1 | 0 |
| 32 | D | Nemanja Vukovic | 15 | 12 | 1113 | 0 | 3 | 15 | 3 | 12 | 9 | 0 | 22 | 2 | 0 |
| 11 | M | Dilly Duka | 20 | 14 | 1073 | 0 | 2 | 36 | 6 | 27 | 9 | 0 | 3 | 3 | 0 |
| 16 | D | Eric Gehrig | 12 | 8 | 812 | 0 | 1 | 2 | 0 | 8 | 7 | 0 | 0 | 1 | 0 |
| 30 | G | Andy Gruenebaum | 33 | 33 | 2920 | 0 | 1 | 0 | 0 | 2 | 5 | 0 | 0 | 2 | 0 |
| 34 | F | Aaron Schoenfeld | 9 | 3 | 298 | 0 | 1 | 6 | 3 | 9 | 3 | 4 | 0 | 2 | 0 |
| 15 | M | Kirk Urso | 6 | 5 | 453 | 0 | 1 | 5 | 0 | 7 | 2 | 0 | 19 | 1 | 0 |
| 13 | F | Ethan Finlay | 15 | 3 | 426 | 0 | 0 | 5 | 3 | 5 | 7 | 2 | 0 | 0 | 0 |
| 37 | M | Kevan George | 7 | 4 | 427 | 0 | 0 | 3 | 0 | 7 | 2 | 0 | 0 | 2 | 0 |
| 19 | F | Tommy Heinemann | 1 | 0 | 5 | 0 | 0 | 0 | 0 | 0 | 0 | 1 | 0 | 0 | 0 |
| 26 | D | Julius James | 12 | 7 | 714 | 0 | 0 | 4 | 0 | 8 | 11 | 1 | 0 | 2 | 0 |
| 28 | G | Matt Lampson | 3 | 1 | 140 | 0 | 0 | 0 | 0 | 0 | 0 | 0 | 0 | 0 | 0 |
| 4 | D | Carlos Mendes | 12 | 12 | 949 | 0 | 0 | 2 | 0 | 21 | 7 | 0 | 0 | 2 | 0 |
| 5 | M | Danny O'Rourke | 21 | 18 | 1603 | 0 | 0 | 3 | 0 | 30 | 8 | 0 | 0 | 5 | 0 |
| 18 | F | Ben Speas | 1 | 1 | 64 | 0 | 0 | 3 | 1 | 0 | 0 | 0 | 0 | 0 | 0 |
| 2 | D | Rich Balchan | 0 | 0 | 0 | 0 | 0 | 0 | 0 | 0 | 0 | 0 | 0 | 0 | 0 |
| 1 | G | William Hesmer | 0 | 0 | 0 | 0 | 0 | 0 | 0 | 0 | 0 | 0 | 0 | 0 | 0 |
| 27 | F | Aaron Horton | 0 | 0 | 0 | 0 | 0 | 0 | 0 | 0 | 0 | 0 | 0 | 0 | 0 |
| | | Team totals | 34 | 34 | 3060 | 44 | 39 | 466 | 151 | 412 | 393 | 111 | 149 | 54 | 2 |
| | | Opponent totals | 34 | 34 | 3060 | 44 | 36 | 503 | 176 | 393 | 412 | 95 | 196 | 50 | 4 |

GAME-WINNING GOALS: Emilio Renteria 2, Milovan Mirosevic 2, Justin Meram 2, Federico Higuain 2
Jairo Arrieta 2, Tony Tchani 1, Sebastian Miranda 1, Eddie Gaven 1
Chris Birchall 1, Bernardo Anor 1
GAME-WINNING ASSISTS: Jairo Arrieta 3, Emilio Renteria 2, Federico Higuain 2, Josh Williams 1
Nemanja Vukovic 1, Tony Tchani 1, Milovan Mirosevic 1, Justin Meram 1
Eddie Gaven 1, Shaun Francis 1, Dilly Duka 1
PENALTY KICK GOALS/ATTEMPTS: Milovan Mirosevic 1-2, Federico Higuain 1-1

COLUMBUS CREW INDIVIDUAL GOALKEEPING

| UNF | POS | GOALKEEPER | GP | GS | MIN | SHTS | SV | GA | GAA | PG | PA | W | L | T | SO |
|---|---|---|---|---|---|---|---|---|---|---|---|---|---|---|---|
| 30 | G | Andy Gruenebaum | 33 | 33 | 2920 | 166 | 124 | 41 | 1.26 | 3 | 4 | 13 | 12 | 7 | 8 |
| 28 | G | Matt Lampson | 3 | 1 | 140 | 10 | 7 | 3 | 1.93 | 1 | 1 | 2 | 0 | 0 | 0 |
| | | Team totals | 34 | 34 | 3060 | 176 | 131 | 44 | 1.29 | 4 | 5 | 15 | 12 | 7 | 8 |
| | | Opponent totals | 34 | 34 | 3060 | 151 | 103 | 44 | 1.29 | 2 | 3 | 12 | 15 | 7 | 8 |

* = Played with other teams in 2012. Only Columbus Crew statistics listed here.

## COLUMBUS CREW 2012 SCHEDULE

| DAY | DATE | OPPONENT | RESULT | ATT. | W-L-T | POS. | PTS | NOTES: |
|---|---|---|---|---|---|---|---|---|
| Sat. | Mar. 10 | at Colorado | L 0-2 | 14,746 | 0-1-0 | T2 | 0 | COL: Moor (43) Amarikwa (88) |
| Sat. | Mar. 24 | Montreal | W 2-0 | 18,197 | 1-1-0 | T4 | 3 | CLB: Mirosevic (30) Vargas (66) |
| Sat. | Mar. 31 | at Toronto FC | W 1-0 | 18,944 | 2-1-0 | T2 | 6 | CLB: Anor (56) |
| Sat. | Apr. 7 | New York | L 1-4 | 11,516 | 2-2-0 | T3 | 6 | CLB: Marshall (89); NY: Cooper (3,13) Henry (40,90) |
| Sat. | Apr. 14 | at Philadelphia | L 0-1 | 18,526 | 2-3-0 | T4 | 6 | PHI: Gomez (38) |
| Sat. | Apr. 21 | Houston | T 2-2 | 10,479 | 2-3-1 | T6 | 7 | CLB: Gaven (63,74); HOU: Bruin (59) Ching (81) |
| Sat. | Apr. 28 | Vancouver | L 0-1 | 11,978 | 2-4-1 | T7 | 7 | VAN: Lee (74) |
| Sat. | May 5 | at Portland | T 0-0 | 20,438 | 2-4-2 | T7 | 8 | |
| Sat. | May 12 | FC Dallas | W 2-1 | 11,120 | 3-4-2 | T7 | 11 | CLB: Meram (67) Miranda (72); DAL: Castillo (22) |
| Sat. | May 19 | at San Jose | T 1-1 | 10,256 | 3-4-3 | T7 | 12 | CLB: Meram (47+); SJ: Gordon (90) |
| Wed. | May 23 | at Seattle | W 2-0 | 38,311 | 4-4-3 | 5 | 15 | CLB: Meram (15) Renteria (76) |
| Sat. | May 26 | Chicago | W 2-1 | 16,024 | 5-4-3 | T4 | 18 | CLB: Gaven (9) Renteria (43); CHI: Berry (72) |
| Sat. | June 16 | at New England | T 0-0 | 12,218 | 5-4-4 | T4 | 19 | |
| Sat. | June 23 | at Chicago | L 1-2 | 17,144 | 5-5-4 | 6 | 19 | CLB: Tchani (36); CHI: Pappa (2) Oduro (26) |
| Sat. | June 30 | Real Salt Lake | W 2-0 | 19,674 | 6-5-4 | 6 | 22 | CLB: Tchani (16) Gaven (44) |
| Sun. | July 8 | at Montreal | L 1-2 | 15,118 | 6-6-4 | T6 | 22 | CLB: Mirosevic (64); MTL: Valentin (78) Bernier (89) |
| Sat. | July 14 | Sporting KC | L 0-2 | 17,588 | 6-7-4 | T6 | 22 | KC: Peterson (6) Bunbury (82) |
| Sat. | July 21 | D.C. United | W 1-0 | 17,150 | 7-7-4 | 6 | 25 | CLB: Birchall (46) |
| Sat. | July 28 | at Sporting KC | W 2-1 | 18,938 | 8-7-4 | 6 | 28 | CLB: Arrieta (17,34); KC: Kamara (8) |
| Sat. | Aug. 4 | at D.C. United | L 0-1 | 14,640 | 8-8-4 | 7 | 28 | DC: Pontius (49) |
| Wed. | Aug. 15 | Los Angeles | T 1-1 | 17,019 | 8-8-5 | 7 | 29 | CLB: Arrieta (47); LA: Keane (64) |
| Sun. | Aug. 19 | at Houston | T 2-2 | 20,567 | 8-8-6 | 7 | 30 | CLB: Grossman (33) Gaven (58); HOU: Davis (19) Moffat (82) |
| Wed. | Aug. 22 | Toronto FC | W 2-1 | 10,049 | 9-8-6 | 7 | 33 | CLB: Gaven (4) Higuain (58); TOR: Silva (71) |
| Sat. | Aug. 25 | New England | W 4-3 | 13,651 | 10-8-6 | 7 | 36 | CLB: Higuain (26,43) Arrieta (32,86); NE: Guy (17) Bengtson (23) Nguyen (81) |
| Wed. | Aug. 29 | at Philadelphia | W 2-1 | 16,568 | 11-8-6 | T6 | 39 | CLB: Williams (41) Gaven (95+); PHI: Valdes (29) |
| Sat. | Sept. 1 | Montreal | W 2-1 | 12,522 | 12-8-6 | T3 | 42 | CLB: Marshall (80) Renteria (93+); MTL: Di Vaio (73) |
| Wed. | Sept. 5 | at New England | L 0-2 | 10,345 | 12-9-6 | 5 | 42 | NE: Imbongo (53) own goal (74) |
| Sat. | Sept. 15 | at New York | L 1-3 | 17,134 | 12-10-6 | 6 | 42 | CLB: Mirosevic (3); NY: Henry (9,93+) McCarty (79) |
| Wed. | Sept. 19 | Chivas USA | W 1-0 | 13,874 | 13-10-6 | 5 | 45 | CLB: Meram (89) |
| Sat. | Sept. 22 | at Chicago | L 1-2 | 19,172 | 13-11-6 | 6 | 45 | CLB: Arrieta (15); CHI: Rolfe (23,26) |
| Sat. | Sept. 29 | Philadelphia | W 3-2 | 14,673 | 14-11-6 | 6 | 48 | CLB: Arrieta (44,50+) Mirosevic (87); PHI: Cruz (65) McInerney (86) |
| Sun. | Oct. 7 | Sporting KC | T 1-1 | 13,566 | 14-11-7 | 6 | 49 | CLB: Gaven (91+); KC: Sapong (10) |
| Sat. | Oct. 20 | at D.C. United | L 2-3 | 19,647 | 14-12-7 | 6 | 49 | CLB: Gaven (7) Arrieta (41); DC: DeLeon (39) Saragosa (59) Neal (91+) |
| Sun. | Oct. 28 | Toronto FC | W 2-1 | 15,672 | 15-12-7 | 6 | 52 | CLB: Higuain (17,62); TOR: Wiedeman (27) |

## COLUMBUS CREW – GAME-BY-GAME

| # | Player | 1 COL 0-2 | 2 MTL 2-0 | 3 TOR 1-0 | 4 NY 1-4 | 5 PHI 0-1 | 6 HOU 2-2 | 7 VAN 0-1 | 8 POR 0-0 | 9 DAL 2-1 | 10 SJ 1-1 | 11 SEA 2-0 | 12 CHI 2-1 | 13 NE 0-0 | 14 CHI 1-2 | 15 RSL 2-0 | 16 MTL 1-2 | 17 KC 0-2 | 18 DC 1-0 | 19 KC 2-1 | 20 DC 0-1 | 21 LA 1-1 | 22 HOU 2-2 | 23 TOR 2-1 | 24 NE 4-3 | 25 PHI 2-1 | 26 MTL 2-1 | 27 NE 0-2 | 28 NY 1-3 | 29 CHV 1-0 | 30 CHI 1-2 | 31 PHI 3-2 | 32 KC 1-1 | 33 DC 2-3 |
|---|---|---|---|---|---|---|---|---|---|---|---|---|---|---|---|---|---|---|---|---|---|---|---|---|---|---|---|---|---|---|---|---|---|---|
| 1 | William Hesmer | | | | | | | | | | | | | | | | | | | | | | | | | | | | | | | | | |
| 2 | Rich Balchan | | | | | | | | | | | | | | | | | | | | | | | | | | | | | | | | | |
| 3 | Josh Williams | | 15 | 11 | | | 90D | 90D | 90D | 90D | 90D | 90D | 90D | 90D | 90D | 90D | 90D | 80D | 90D | 90D | 90D | 90D | 90D | 90D | 90D | 68D | | 26 | 90D | 90D | 90D | 90D | 69D | 90D | 90D |
| 4 | Carlos Mendes | | | | | | | | | | | 90D | 54D | 45D | | | | | 90D | 90D | 90D | 90D | 90D | 90D | 40D | | | | | | | | | 90D | 90D |
| 5 | Danny O'Rourke | 90D | 90D | | | | 90M | 90M | 90M | 90M | 90M | 44M | | | | 90M | | | | | | 4 | 10 | 15 | 90M | 90D | 90D | 90D | 90M | 90M | 90M | 90M | | 90D | |
| 6 | Tony Tchani | 67M | | | | | 72M | 90M | 90M | 90M | 90M | 33 | 90M | 90M | 90M | 70M | 90M | 76M | | 6 | 22 | | | | 18 | | | 21 | 90M | 23 | 21 | | 2 | 90M |
| 7 | Bernardo Anor | | 90M | 85M | 57M | 25 | | | 11 | 7 | | 10 | 90M | 19 | | | 9 | 90D | | | | | | | | | | | | | | | | | |
| 8 | Chris Birchall | | | | | | | | | | | | 24 | | 90M | 90M | 90M | 90M | 90M | 90M | 90M | 86M | 90M | 90M | | 84M | 88M | 64M | | | | 90M | 90M | 90M | 89M |
| 9 | Justin Meram | | | | | | | | 11 | 46 | 60F | 80F | | 71F | 58M | 11 | | 90M | 90M | 72M | 66M | 16 | 45M | | | 24 | 27 | | 25 | 10 | 21 | 4 | 68M | 64M | 1 |
| 10 | Milovan Mirosevic | 90M | 90M | 90M | 90M | 90M | 90M | 90M | 90M | 90M | 45M | | | 90M | | 38 | 70M | | | | 68M | 90M | | 75M | 90M | 90M | 90M | 69M | 90M | 67M | 90M | 90M | 90M | 88M | |
| 11 | Dilly Duka | 12M | | | 33 | | | | | | 30 | 57M | 66M | | | | 8 | 28 | 74M | 84M | 84M | 74M | 75M | | 90M | 66M | 63M | 75M | 65M | 57M | | | 6 | 26 | |
| 12 | Eddie Gaven | 90M | 90M | 90M | 55M | 90M | 90M | 90M | 90M | 90M | 90M | 90M | 90M | 90M | 90M | 90M | 90M | 90M | 90M | 90M | 90M | 90M | 90M | 90M | 90M | 90M | 90M | 90M | 90M | 80M | 69M | 86M | 90M | 90M | 90M |
| 13 | Ethan Finlay | 78 | 1 | 5 | 35 | 65M | 18 | 33 | 79F | 44F | | | | 1 | 12 | | | | 16 | 18 | 6 | | 15 | | | | | | | | | | | | |
| 14 | Chad Marshall | 90D | 90D | 90D | 90D | 90D | 90D | 90D | | | | | | | | | 90D | 90D | 76D | 90D | 90D | 90D | 90D | 90D | 90D | 90D | 90D | 90D | 90D | 90D | 90D | 90D | 90D | |
| 15 | Kirk Urso | 90M | 90M | 90M | 90M | 90M | | 3 | | | | | | | | | | | | | | | | | | | | | | | | | | |
| 16 | Eric Gehrig | | | 90D | 90D | 90D | | | 90D | 90D | 90D | | 36 | 45 | | | | 90D | 1 | | | | | | | | | | | | | 10 | | 90D |
| 17 | Olman Vargas | 23 | 89F | 90F | 90F | 90F | 90F | 71F | | | 90F | | | | 15 | | | 10 | | | | | | | | | | | | | 9 | | | | |
| 18 | Ben Speas | | | | | | | | | | | | | | | | | | | | | | | | | | | | | | | | | 64M |
| 19 | Tommy Heinemann | 5 | | | | | | | | | | | | | | | | | | | | | | | | | | | | | | | | |
| 20 | Emilio Renteria | 85F | 69F | 80F | 90F | 22 | 67F | 19 | 79F | 83F | | 90F | 90F | 89F | 75F | 79F | 82F | 90F | | | 24 | 20 | | 90M | | | 13 | 15 | | 33 | 69M | 24 | 22 | 17 | 26 |
| 21 | Sebastian Miranda | 90D | 75D | 79D | 75D | 90D | 90D | 87D | 90D | 90D | 90D | 90D | 90D | 90D | 90D | 90D | 90D | | 90D | 90D | 90D | 90D | 90D | 79D | 90D | 90D | 90D | 90D | 89D | 90D | 81D | 90D | 84D | 73D | 90D |
| 22 | Cole Grossman | | | | | | | | | | 45 | 90M | | | | | | 14 | 90M | 89M | | 70M | 80M | 14 | | 6 | 2 | | | | | | | | |
| 23 | Korey Veeder | | | | | | | | | | | | | | | | | | | | | | | | | | | | | | | | | |
| 25 | Jairo Arrieta | | | | | | | | | | | | | | | | | 62F | 89F | 89F | 90F | 90F | 90F | 90F | 90F | 72F | 77F | 90F | 90F | 90F | 90F | 66F | 90F | 90F | 89M |
| 26 | Julius James | | | | | | | | | | | | | | 90D | 90D | | | 14 | 1 | | | | 11 | 50 | 18 | | | 90D | 90D | 90D | 80D | 90D | | |
| 27 | Aaron Horton | | | | | | | | | | | | | | | | | | | | | | | | | | | | | | | | | |
| 28 | Matt Lampson | | | | | | | | | | | | | | | | | | | | | | | | 45 | 90G | | | 5 | | | | | |
| 29 | Shaun Francis | 90D | 90D | 90D | 90D | 73D | 7 | | 6 | 1 | 10 | | 50D | | | | | | | | | | | | | | | | | | | | | |
| 30 | Andy Gruenebaum | 90G | 90G | 90G | 90G | 90G | 90G | 90G | 90G | 90G | 90G | 90G | 90G | 90G | 90G | 90G | 90G | 90G | 90G | 90G | 90G | 90G | 90G | 90G | 45G | | 90G | 90G | 85G | 90G | 90G | 90G | 90G | 90G | 90G |
| 32 | Nemanja Vukovic | | | | | 17 | 83D | 90D | 84D | 89D | 80D | 90D | 40 | 90D | 78D | 90D | 81D | | | | | | | | | | 90D | 90D | | | | | 21 | | |
| 33 | Federico Higuain | | | | | | | | | | | | | | | | | | | | | | 45 | 76M | 72F | 90M | 90M | 90M | 1 | 90M | 90M | 90M | 90M | 90M | 90F |
| 34 | Aaron Schoenfeld | | 21 | 10 | 15 | 68F | 23 | 57F | | | | | | | 32 | 52F | 20 | | | | | | | | | | | | | | | | | | |
| 36 | Aubrey Perry | | | | | | | | | | | | | | | | | | | | | | | | | | | | | | | | | |
| 37 | Kevan George | | | | | | | | | | | 46 | 90M | 90M | 90M | 20 | 90M | | | | | | | | | | | | | | | | | | 1 |

"00" = minutes played
F/M/D/G = starting position

## COLUMBUS CREW – GAME-BY-GAME LOG

| | | | | |
|---|---|---|---|---|
| Game #1 | 03/10/2012 | CLB 0 at COL 2 | L | |
| Game #2 | 03/24/2012 | CLB 2 vs MTL 0 | W | Mirosevic 1 (penalty kick) 30; Vargas 1 (Francis 1) 66 |
| Game #3 | 03/31/2012 | CLB 1 at TOR 0 | W | Anor 1 (unassisted) 56 |
| Game #4 | 04/07/2012 | CLB 1 vs NY 4 | L | Marshall 1 (Urso 1) 89 |
| Game #5 | 04/14/2012 | CLB 0 at PHI 1 | L | |
| Game #6 | 04/21/2012 | CLB 2 vs HOU 2 | T | Gaven 1 (unassisted) 63; Gaven 2 (Schoenfeld 1, Vukovic 1) 74 |
| Game #7 | 04/28/2012 | CLB 0 vs VAN 1 | L | |
| Game #8 | 05/05/2012 | CLB 0 at POR 0 | T | |
| Game #9 | 05/12/2012 | CLB 2 vs DAL 1 | W | Meram 1 (Gehrig 1) 67; Miranda 1 (Vukovic 2) 72 |
| Game #10 | 05/19/2012 | CLB 1 at SJ 1 | T | Meram 2 (Tchani 1) 47+ |
| Game #11 | 05/23/2012 | CLB 2 at SEA 0 | W | Meram 3 (Duka 1, Renteria 1) 15; Renteria 1 (unassisted) 76 |
| Game #12 | 05/26/2012 | CLB 2 vs CHI 1 | W | Gaven 3 (Francis 2) 9; Renteria 2 (Gaven 1, Francis 3) 43 |
| Game #13 | 06/16/2012 | CLB 0 at NE 0 | T | |
| Game #14 | 06/23/2012 | CLB 1 at CHI 2 | L | Tchani 1 (Birchall 1) 36 |
| Game #15 | 06/30/2012 | CLB 2 vs RSL 0 | W | Tchani 2 (Renteria 2) 16; Gaven 4 (Williams 1, Birchall 2) 44 |
| Game #16 | 07/08/2012 | CLB 1 at MTL 2 | L | Mirosevic 2 (Vukovic 3) 64 |
| Game #17 | 07/14/2012 | CLB 0 vs KC 2 | L | |
| Game #18 | 07/21/2012 | CLB 1 vs DC 0 | W | Birchall 1 (Arrieta 1) 46 |
| Game #19 | 07/28/2012 | CLB 2 at KC 1 | W | Arrieta 1 (Williams 2) 17; Arrieta 2 (unassisted) 34 |
| Game #20 | 08/04/2012 | CLB 0 at DC 1 | L | |
| Game #21 | 08/15/2012 | CLB 1 vs LA 1 | T | Arrieta 3 (unassisted) 47 |
| Game #22 | 08/19/2012 | CLB 2 at HOU 2 | T | Grossman 1 (Duka 2, Gaven 2) 33; Gaven 5 (Higuain 1) 58 |
| Game #23 | 08/22/2012 | CLB 2 vs TOR 1 | W | Gaven 6 (Higuain 2) 4; Higuain 1 (Arrieta 2) 58 |
| Game #24 | 08/25/2012 | CLB 4 vs NE 3 | W | Higuain 2 (unassisted) 26; Arrieta 4 (Mirosevic 1) 32; Higuain 3 (unassisted) 43; Arrieta 5 (Tchani 2, Mirosevic 2) 88 |
| Game #25 | 08/29/2012 | CLB 2 at PHI 1 | W | Williams 1 (Higuain 3) 41; Gaven 7 (Meram 1, Higuain 4) 95+ |
| Game #26 | 09/01/2012 | CLB 2 vs MTL 1 | W | Marshall 2 (Higuain 5) 80; Renteria 3 (Higuain 6) 93+ |
| Game #27 | 09/05/2012 | CLB 0 at NE 2 | L | |
| Game #28 | 09/15/2012 | CLB 1 at NY 3 | L | Mirosevic 3 (Arrieta 3) 3 |
| Game #29 | 09/19/2012 | CLB 1 vs CHV 0 | W | Meram 4 (Arrieta 4) 89 |
| Game #30 | 09/22/2012 | CLB 1 at CHI 2 | L | Arrieta 6 (unassisted) 15 |
| Game #31 | 09/29/2012 | CLB 3 vs PHI 2 | W | Arrieta 7 (Miranda 1) 44; Arrieta 8 (Gruenebaum 1) 50+; Mirosevic 4 (Williams 3) 87 |
| Game #32 | 10/07/2012 | CLB 1 vs KC 1 | T | Gaven 8 (Renteria 3) 91+ |
| Game #33 | 10/20/2012 | CLB 2 at DC 3 | L | Gaven 9 (unassisted) 7; Arrieta 9 (Higuain 7) 41 |
| Game #34 | 10/28/2012 | CLB 2 vs TOR 1 | W | Higuain 4 (unassisted) 17; Higuain 5 (penalty kick) 62 |

## COLUMBUS CREW –CUP COMPETITIONS – GAME-BY-GAME

| # | Player | U.S. OPEN CUP 3R DAYT 1-2 |
|---|---|---|
| 1 | William Hesmer | |
| 2 | Rich Balchan | |
| 3 | Josh Williams | 59 |
| 4 | Carlos Mendes | |
| 5 | Danny O'Rourke | |
| 6 | Tony Tchani | |
| 7 | Bernardo Anor | 7 |
| 8 | Chris Birchall | 90M |
| 9 | Justin Meram | 83M |
| 10 | Milovan Mirosevic | |
| 11 | Dilly Duka | |
| 12 | Eddie Gaven | |
| 13 | Ethan Finlay | 90F |
| 14 | Chad Marshall | |
| 15 | Kirk Urso | |
| 16 | Eric Gehrig | 90D |
| 17 | Olman Vargas | 90F |
| 18 | Ben Speas | |
| 19 | Tommy Heinemann | |
| 20 | Emilio Renteria | 7 |
| 21 | Sebastian Miranda | |
| 22 | Cole Grossman | 90M |
| 23 | Korey Veeder | |
| 26 | Julius James | 90D |
| 27 | Aaron Horton | |
| 28 | Matt Lampson | 90G |
| 29 | Shaun Francis | 31D |
| 30 | Andy Gruenebaum | |
| 32 | Nemanja Vukovic | |
| 34 | Aaron Schoenfeld | |
| 36 | Aubrey Perry | 83D |
| 37 | Kevan George | 90M |

U.S. OPEN CUP
3R 05/29/2012 CLB 1 vs DAYTON 2 L Vargas (penalty kick) 64

## FC DALLAS PLAYOFF HISTORY

| vs. Team | No. of Series | Series W-L | GP | W-L-T | OT | ShO | GF | GA | Last Mtg. | Round | Series Result |
|---|---|---|---|---|---|---|---|---|---|---|---|
| Chicago | 2 | 1-1 | 6 | 2-3-1 | 0-0-1 | 0-0 | 6 | 12 | 2001 | Quarterfinals | Lost 7 pts. to 1 |
| Colorado | 5 | 0-5 | 10 | 2-6-2 | 0-3-1 | 0-1 | 13 | 16 | 2010 | MLS Cup '10 | Lost MLS Cup '10 |
| Houston | 1 | 0-1 | 2 | 1-1-0 | 0-1-0 | 0-0 | 2 | 4 | 2007 | Quarterfinals | Lost Series Tie-Breaker |
| Kansas City | 1 | 0-1 | 3 | 1-2-0 | 0-0-0 | 0-1 | 6 | 6 | 1996 | West Semifinals | Lost 2 games to 1 |
| Los Angeles | 4 | 2-2 | 8 | 4-4-0 | 0-0-0 | 2-0 | 13 | 16 | 2010 | Semifinals | Won 1 games to 0 |
| New York | 1 | 0-1 | 2 | 0-2-0 | 0-1-0 | 0-0 | 2 | 4 | 2000 | Quarterfinals | Lost 6 pts. to 0 |
| Real Salt Lake | 1 | 1-0 | 2 | 1-0-1 | 0-0-0 | 0-0 | 3 | 2 | 2010 | Quarterfinals | Won 1 games to 0 |
| TOTALS | 15 | 4-11 | 33 | 11-18-4 | 0-5-2 | 2-2 | 45 | 60 | | | |

## FC DALLAS -- ALL-TIME POSTSEASON RESULTS

| DATE | OPPONENT | RESULT | ATT. | W-L-T | RD. | GOALS: |
|---|---|---|---|---|---|---|
| 09/26/1996 | at Kansas City | L 2-3 | 4,466 | 0-1-0 | QTR | DAL: Elliott (21) Ashton (25); KC: Johnston (16) McKeon (79) Preki (89) |
| 09/29/1996 | Kansas City | W 2-1 | 10,125 | 1-1-0 | QTR | DAL: Kreis (5) Washington (32); KC: Preki (30) |
| 10/02/1996 | Kansas City | L 2-3 | 9,802 | 1-2-0 | QTR | DAL: Sanchez (27) Elliott (66); KC: Chung (41) Takawira (62) |
| 10/05/1997 | at Los Angeles | W 1-0 | 18,921 | 1-0-0 | QTR | |
| 10/08/1997 | Los Angeles | W 3-0 | 11,248 | 2-0-0 | QTR | DAL: Washington (29,69) Peinado (86) |
| 10/12/1997 | Colorado | L 0-1 | 7,376 | 2-1-0 | SEM | COL: S. Henderson (42) |
| 10/15/1997 | at Colorado | L 1-2 | 18,452 | 2-2-0 | SEM | DAL: Damian (5); COL: Patino (22) C. Henderson (87) |
| 10/01/1998 | at Los Angeles | L 1-6 | 10,047 | 0-1-0 | QTR | DAL: Washington (47); LA: Pena (10,69) Hermosillo (16,32) Cienfuegos (20) Welton (41) |
| 10/04/1998 | Los Angeles | L 2-3 | 8,130 | 0-2-0 | QTR | DAL: Haynes (44) Kreis (48); LA: Hendrickson (80) Caligiuri (85) Mathis (88) |
| 10/16/1999 | Chicago | W 2-1 | 10,980 | 1-0-0 | QTR | DAL: Graziani (52) Santel (75); CHI: Ball (79) |
| 10/23/1999 | at Chicago | L 0-4 | 13,197 | 1-1-0 | QTR | CHI: Nowak (18) Kosecki (36) Razov (43) Kovalenko (46) |
| 10/27/1999 | Chicago | W 3-2 | 9,795 | 2-1-0 | QTR | DAL: Deering (55) Rodriguez (84) Graziani (86); CHI: Razov (3) Marsch (5) |
| 10/31/1999 | at Los Angeles | L 1-2 | 17,372 | 2-2-0 | SEM | DAL: Graziani (75); LA: Cienfuegos (39) Hendrickson (90) |
| 11/07/1999 | Los Angeles | W 3-2 | 13,816 | 3-2-0 | SEM | DAL: Graziani (33,73); LA: Hermosillo (13,54) |
| 11/11/1999 | at Los Angeles | L 1-3 | 25,703 | 3-3-0 | SEM | DAL: Kreis (89); LA: Vanney (3) Hermosillo (20) Cienfuegos (68) |
| 09/15/2000 | at MetroStars | L 1-2 (OT) | 14,868 | 0-1-0 | QTR | DAL: Rhine (67); MET: Mathis (34) Valencia (100) |
| 09/20/2000 | MetroStars | L 1-2 | 7,555 | 0-2-0 | QTR | DAL: J. Rodriguez (82); MET: Mathis (53,81) |
| 09/20/2001 | at Chicago | L 0-2 | 8,314 | 0-1-0 | QTR | CHI: Bocanegra (40) Whitfield (90) |
| 09/23/2001 | Chicago | T 1-1 (OT) | 17,149 | 0-1-1 | QTR | DAL: Deering (27); CHI: J. Beasley (84) |
| 09/29/2001 | at Chicago | L 0-2 | 12,811 | 0-2-1 | QTR | CHI: Kovalenko (17) Armas (55) |
| 09/25/2002 | Colorado | W 4-2 | 6,360 | 1-0-0 | QTR | DAL: Morrow (26); Kreis (49); Deering (68); Martinez (70); COL: Valderrama (2) Spencer (75) |
| 09/28/2002 | at Colorado | L 0-1 | 9,637 | 1-1-0 | QTR | COL: Carrieri (78) |
| 10/02/2002 | Colorado | T 1-2 (OT/ST | 8,008 | 1-1-1 | QTR | DAL: Rhine (6); COL: Spencer (22); Chung (101) |
| 10/22/2005 | at Colorado | T 0-0 | 9,625 | 0-0-1 | QTR | |
| 10/29/2005 | Colorado | L 2-2 (OT) | 10,104 | 0-1-1 | QTR | DAL: Ruiz (67,105); COL: Cunningham (19) Kotschau (105) |
| 10/21/2006 | at Colorado | W 2-1 | 4,176 | 1-0-0 | QTR | DAL: Ruiz (15) Thompson (55); COL: Cooke (23) |
| 10/28/2006 | Colorado | L 2-3 (OT) | 15,486 | 1-1-0 | QTR | DAL: Ruiz (48) Goodson (92); COL: Hernandez (57,83) Mathis (114) |
| 10/27/2007 | Houston | W 1-0 | 12,537 | 0-1-0 | QTR | DAL: Goodson (23) |
| 11/02/2007 | at Houston | L 1-4 (OT) | 30,088 | 1-1-0 | QTR | DAL: Ruiz (14); HOU: Holden (66) Ching (72,97) Davis (100) |
| 10/30/2010 | Real Salt Lake | W 2-1 | 11,003 | 1-0-0 | QTR | DAL: Cunningham (44) Avila (88); RSL: Espindola (5) |
| 11/06/2010 | at Real Salt Lake | T 1-1 | 19,324 | 1-0-1 | QTR | DAL: McCarty (17); RSL: Findley (80) |
| 11/14/2010 | at Los Angeles | W 3-0 | 27,000 | 2-0-1 | SEM | DAL: Ferreira (26) John (54) Chavez (73) |
| 11/21/2010 | Colorado | L 1-2 (OT) | 21,700 | 2-1-1 | FIN | DAL: Ferreira (35); COL: Casey (57) own goal (107) |

## 2012 FC DALLAS STATISTICS (9-13-12, 39 pts.)

| UNF | POS | PLAYER | GP | GS | MIN | G | A | SHT | SOG | FC | FS | OFF | CK | C | E |
|---|---|---|---|---|---|---|---|---|---|---|---|---|---|---|---|
| 9 | F | Blas Perez | 20 | 19 | 1705 | 9 | 4 | 53 | 23 | 33 | 37 | 18 | 0 | 3 | 1 |
| 7 | F | Fabian Castillo | 26 | 23 | 1892 | 6 | 3 | 36 | 19 | 20 | 22 | 14 | 8 | 7 | 0 |
| 6 | M | Jackson | 21 | 18 | 1732 | 4 | 7 | 56 | 14 | 46 | 36 | 6 | 9 | 4 | 0 |
| 20 | M | Brek Shea | 21 | 20 | 1747 | 3 | 2 | 55 | 20 | 28 | 20 | 14 | 0 | 1 | 0 |
| 24 | D | Matt Hedges | 28 | 23 | 2022 | 3 | 0 | 12 | 5 | 20 | 22 | 1 | 0 | 1 | 0 |
| 10 | M | David Ferreira | 17 | 16 | 1427 | 2 | 9 | 21 | 9 | 7 | 53 | 2 | 62 | 3 | 0 |
| 17 | D | Zach Loyd | 32 | 31 | 2696 | 2 | 3 | 15 | 3 | 36 | 31 | 0 | 0 | 4 | 2 |
| 31 | F | Scott Sealy | 16 | 8 | 641 | 2 | 0 | 16 | 6 | 8 | 7 | 8 | 0 | 0 | 0 |
| 11 | M | Ricardo Villar | 9 | 8 | 609 | 2 | 0 | 11 | 6 | 7 | 18 | 1 | 16 | 0 | 0 |
| 12 | M | Julian de Guzman (TOT) | 28 | 21 | 1957 | 1 | 5 | 32 | 5 | 37 | 23 | 1 | 0 | 6 | 0 |
| 12 | M | Julian de Guzman (DAL) | 12 | 10 | 929 | 1 | 2 | 9 | 2 | 15 | 12 | 0 | 0 | 2 | 0 |
| 5 | D | Jair Benitez | 28 | 27 | 2397 | 1 | 1 | 15 | 3 | 16 | 48 | 0 | 9 | 3 | 1 |
| 4 | M | Andrew Jacobson | 31 | 31 | 2597 | 1 | 1 | 40 | 8 | 47 | 46 | 3 | 0 | 6 | 0 |
| 32 | F | Jonathan Top | 4 | 1 | 101 | 1 | 1 | 2 | 2 | 3 | 1 | 0 | 0 | 0 | 0 |
| 3 | D | Ugo Ihemelu | 10 | 10 | 900 | 1 | 0 | 5 | 1 | 7 | 9 | 0 | 0 | 0 | 0 |
| 34 | F | Ruben Luna | 7 | 2 | 208 | 1 | 0 | 2 | 1 | 3 | 4 | 1 | 0 | 0 | 0 |
| 13 | D | Hernan Pertuz | 30 | 24 | 2116 | 1 | 0 | 7 | 2 | 22 | 10 | 0 | 0 | 0 | 0 |
| 22 | M | Carlos Rodriguez | 24 | 12 | 1303 | 1 | 0 | 14 | 5 | 24 | 30 | 2 | 0 | 1 | 0 |
| 8 | M | Bruno Guarda | 4 | 1 | 169 | 0 | 0 | 1 | 1 | 1 | 2 | 0 | 0 | 0 | 0 |
| 1 | G | Kevin Hartman | 30 | 30 | 2700 | 0 | 0 | 0 | 0 | 0 | 10 | 0 | 0 | 0 | 0 |
| 2 | M | Daniel Hernandez | 28 | 22 | 1938 | 0 | 0 | 12 | 2 | 38 | 24 | 0 | 41 | 4 | 2 |
| 14 | D | George John | 23 | 19 | 1756 | 0 | 0 | 12 | 3 | 25 | 21 | 0 | 0 | 4 | 0 |
| 21 | M | Bryan Leyva | 8 | 6 | 433 | 0 | 0 | 3 | 1 | 2 | 7 | 0 | 12 | 0 | 0 |
| 27 | M | James Marcelin (TOT) | 19 | 6 | 678 | 0 | 0 | 3 | 2 | 10 | 5 | 0 | 0 | 1 | 0 |
| 27 | M | James Marcelin (DAL) | 16 | 6 | 641 | 0 | 0 | 3 | 2 | 7 | 4 | 0 | 0 | 0 | 0 |
| 15 | D | Luis Perea | 2 | 0 | 15 | 0 | 0 | 0 | 0 | 0 | 0 | 0 | 0 | 0 | 0 |
| 18 | G | Chris Seitz | 4 | 4 | 360 | 0 | 0 | 0 | 0 | 0 | 0 | 0 | 0 | 0 | 0 |
| 16 | M | Bobby Warshaw | 6 | 2 | 298 | 0 | 0 | 2 | 1 | 3 | 4 | 0 | 0 | 0 | 0 |
| 23 | F | *Andrew Wiedeman | 5 | 1 | 113 | 0 | 0 | 1 | 1 | 2 | 2 | 2 | 2 | 0 | 0 |
| 29 | D | Moises Hernandez | 0 | 0 | 0 | 0 | 0 | 0 | 0 | 0 | 0 | 0 | 0 | 0 | 0 |
| 15 | F | Matias Jara | 0 | 0 | 0 | 0 | 0 | 0 | 0 | 0 | 0 | 0 | 0 | 0 | 0 |
| 35 | D | Alex Lee | 0 | 0 | 0 | 0 | 0 | 0 | 0 | 0 | 0 | 0 | 0 | 0 | 0 |
| 40 | G | Richard Sanchez | 0 | 0 | 0 | 0 | 0 | 0 | 0 | 0 | 0 | 0 | 0 | 0 | 0 |
| 28 | M | Victor Ulloa | 0 | 0 | 0 | 0 | 0 | 0 | 0 | 0 | 0 | 0 | 0 | 0 | 0 |
| | | Own-goals received | | | | 1 | | | | | | | | | |
| | | Team totals | 34 | 34 | 3060 | 42 | 33 | 403 | 140 | 420 | 504 | 72 | 160 | 43 | 6 |
| | | Opponent totals | 34 | 34 | 3060 | 47 | 53 | 446 | 163 | 504 | 420 | 64 | 181 | 85 | 2 |

GAME-WINNING GOALS: David Ferreira 2, Fabian Castillo 2, Ricardo Villar 1, Brek Shea 1
Ugo Ihemelu 1, Julian de Guzman 1
GAME-WINNING ASSISTS: Blas Perez 2, Zach Loyd 2, Fabian Castillo 2, Brek Shea 1, Jackson 1
David Ferreira 1, Julian de Guzman 1
PENALTY KICK GOALS/ATTEMPTS: Brek Shea 2-2, Blas Perez 0-1, David Ferreira 0-1, Jair Benitez 0-1

FC DALLAS INDIVIDUAL GOALKEEPING

| UNF | POS | GOALKEEPER | GP | GS | MIN | SHTS | SV | GA | GAA | PG | PA | W | L | T | SO |
|---|---|---|---|---|---|---|---|---|---|---|---|---|---|---|---|
| 18 | G | Chris Seitz | 4 | 4 | 360 | 15 | 10 | 5 | 1.25 | 0 | 1 | 0 | 2 | 2 | 0 |
| 1 | G | Kevin Hartman | 30 | 30 | 2700 | 148 | 98 | 42 | 1.40 | 2 | 5 | 9 | 11 | 10 | 6 |
| | | Team totals | 34 | 34 | 3060 | 163 | 108 | 47 | 1.38 | 2 | 6 | 9 | 13 | 12 | 6 |
| | | Opponent totals | 34 | 34 | 3060 | 140 | 93 | 42 | 1.24 | 2 | 5 | 13 | 9 | 12 | 7 |

* = Played with other teams in 2012. Only FC Dallas statistics listed here.

## FC DALLAS 2012 SCHEDULE

| DAY | DATE | OPPONENT | RESULT | ATT. | W-L-T | POS. | PTS | NOTES: |
|---|---|---|---|---|---|---|---|---|
| Sun. | Mar. 11 | New York | W 2-1 | 20,906 | 1-0-0 | T1 | 3 | DAL: Loyd (11) Villar (61); NY: Cooper (78) |
| Sat. | Mar. 17 | Portland | T 1-1 | 12,203 | 1-0-1 | T3 | 4 | DAL: B. Perez (22); POR: Nagbe (51) |
| Sun. | Mar. 25 | at Sporting KC | L 1-2 | 15,161 | 1-1-1 | T6 | 4 | DAL: Villar (25); KC: Collin (49+) Kamara (88) |
| Fri. | Mar. 30 | at D.C. United | L 1-4 | 13,169 | 1-2-1 | 0 | 4 | DAL: B. Perez (41); DC: Santos (28,73) DeLeon (60) Cruz (66) |
| Thu. | Apr. 5 | New England | W 1-0 | 11,043 | 2-2-1 | 5 | 7 | DAL: Ihemelu (95+) |
| Sat. | Apr. 14 | Montreal | W 2-1 | 16,164 | 3-2-1 | T3 | 10 | DAL: B. Perez (77) Shea (88); MTL: Corradi (61) |
| Sat. | Apr. 21 | at Vancouver | L 0-1 | 18,027 | 3-3-1 | T4 | 10 | VAN: Camilo (11) |
| Wed. | Apr. 25 | Real Salt Lake | T 1-1 | 10,069 | 3-3-2 | T3 | 11 | DAL: Shea (46+); RSL: Bonfigli (72) |
| Sat. | Apr. 28 | at Los Angeles | T 1-1 | 23,249 | 3-3-3 | T5 | 12 | DAL: Shea (61); LA: Noonan (92+) |
| Sun. | May 6 | Colorado | L 0-2 | 11,702 | 3-4-3 | 6 | 12 | COL: Castrillon (61) Rivero (74) |
| Wed. | May 9 | Seattle | L 0-2 | 10,092 | 3-5-3 | 6 | 12 | SEA: Montero (68,71) |
| Sat. | May 12 | at Columbus | L 1-2 | 11,120 | 3-6-3 | 6 | 12 | DAL: Castillo (22); CLB: Meram (67) Miranda (72) |
| Sat. | May 19 | Philadelphia | T 1-1 | 13,272 | 3-6-4 | T6 | 13 | DAL: B. Perez (7); PHI: Gomez (56) |
| Wed. | May 23 | at Chicago | L 1-2 | 11,947 | 3-7-4 | 7 | 13 | DAL: Hedges (41); CHI: Grazzini (45) Pappa (63) |
| Sat. | May 26 | at Real Salt Lake | L 2-3 | 19,341 | 3-8-4 | T7 | 13 | DAL: Hedges (75) B. Perez (85); RSL: Saborio (59,76) Borchers (93+) |
| Sat. | June 16 | at Houston | L 1-2 | 22,039 | 3-9-4 | T7 | 13 | DAL: Jackson (59); HOU: Bruin (3) Moffat (76) |
| Sat. | June 23 | Chivas USA | T 0-0 | 13,846 | 3-9-5 | 8 | 14 | |
| Wed. | July 4 | Toronto FC | T 1-1 | 21,508 | 3-9-6 | 9 | 15 | DAL: Loyd (5); TOR: Koevermans (31) |
| Sat. | July 7 | San Jose | T 0-0 | 10,132 | 3-9-7 | 9 | 16 | |
| Sat. | July 14 | at Colorado | W 2-1 | 13,284 | 4-9-7 | T8 | 19 | DAL: Rodriguez (60) Castillo (81); COL: Cummings (50) |
| Wed. | July 18 | at San Jose | L 1-2 | 9,481 | 4-10-7 | T8 | 19 | DAL: Pertuz (89); SJ: Chavez (12) Gordon (45) |
| Sat. | July 21 | Portland | W 5-0 | 11,365 | 5-10-7 | T7 | 22 | DAL: own goal (16) Jacobson (26) Jackson (48) Sealy (69) Luna (81) |
| Sat. | July 28 | Los Angeles | L 0-1 | 22,565 | 5-11-7 | T7 | 22 | LA: Magee (62) |
| Sun. | Aug. 5 | at Portland | T 1-1 | 20,438 | 5-11-8 | 7 | 23 | DAL: Sealy (51); POR: Jewsbury (79) |
| Sat. | Aug. 11 | Colorado | W 3-2 | 10,222 | 6-11-8 | T6 | 26 | DAL: Castillo (41) Benitez (44) Ferreira (49); COL: Castrillon (12) Larentowicz (55) |
| Wed. | Aug. 15 | at Vancouver | W 2-0 | 19,006 | 7-11-8 | 6 | 29 | DAL: Castillo (60) Top (70) |
| Sat. | Aug. 18 | at Real Salt Lake | W 2-1 | 20,281 | 8-11-8 | 6 | 32 | DAL: Castillo (61) Ferreira (94+); RSL: Saborio (76) |
| Sun. | Aug. 26 | at Los Angeles | L 0-2 | 21,933 | 8-12-8 | 7 | 32 | LA: Juninho (66) Dunivant (84) |
| Sun. | Sept. 2 | Seattle | T 1-1 | 12,811 | 8-12-9 | 6 | 33 | DAL: Jackson (32); SEA: Rosales (20) |
| Sat. | Sept. 15 | Vancouver | W 1-0 | 17,685 | 9-12-9 | 6 | 36 | DAL: de Guzman (96+) |
| Sat. | Sept. 29 | at San Jose | T 3-3 | 10,744 | 9-12-1 | 6 | 37 | DAL: Perez (37,72) Hedges (88); SJ: Gordon (24) Lenhart (82,95+) |
| Sun. | Oct. 7 | at Chivas USA | T 1-1 | 13,009 | 9-12-1 | 6 | 38 | DAL: Perez (8); CHV: Villafana (69) |
| Sun. | Oct. 21 | at Seattle | L 1-3 | 38,755 | 9-13-1 | 6 | 38 | DAL: Perez (40); SEA: Evans (32,60) Rosales (79) |
| Sun. | Oct. 28 | Chivas USA | T 2-2 | 15,805 | 9-13-1 | 6 | 39 | DAL: Jackson (73) Castillo (80); CHV: Courtois (90) Agudelo (94+) |

## FC DALLAS – GAME-BY-GAME

| # | Player | 1 NY 2-1 | 2 POR 1-1 | 3 KC 1-2 | 4 DC 1-4 | 5 NE 1-0 | 6 MTL 2-1 | 7 VAN 0-1 | 8 RSL 1-1 | 9 LA 1-1 | 10 COL 0-2 | 11 SEA 0-2 | 12 CLB 1-2 | 13 PHI 1-1 | 14 CHI 1-2 | 15 RSL 2-3 | 16 HOU 1-2 | 17 CHV 0-0 | 18 TOR 1-1 | 19 SJ 0-0 | 20 COL 2-1 | 21 SJ 1-2 | 22 POR 5-0 | 23 LA 0-1 | 24 POR 1-1 | 25 COL 3-2 | 26 VAN 2-0 | 27 RSL 2-1 | 28 LA 0-2 | 29 SEA 1-1 | 30 VAN 1-0 | 31 SJ 3-3 | 32 CHV 1-1 | 33 SEA 1-3 | 34 CHV 2-2 |
|---|---|---|---|---|---|---|---|---|---|---|---|---|---|---|---|---|---|---|---|---|---|---|---|---|---|---|---|---|---|---|---|---|---|---|---|
| 1 | Kevin Hartman | 90G | 90G | 90G | 90G | 90G | 90G | | | | 90G | 90G | | 90G | 90G | 90G | 90G | 90G | 90G | 90G | 90G | 90G | 90G | 90G | 90G | 90G | 90G | 90G | 90G | 90G | 90G | 90G | 90G | 90G | 90G |
| 2 | Daniel Hernandez | 90M | 90M | 90M | 77M | | 90M | 90M | 90M | 90M | 34M | | 90M | 90M | 90M | 90M | 90M | 75M | 58M | | 90M | | 90M | 78M | 3 | 23 | 90M | 62M | 10 | 27 | | 15 | | 81M | 45 |
| 3 | Ugo Ihemelu | 90D | 90D | 90D | 90D | 90D | 90D | 90D | 90D | 90D | 90D | | | | | | | | | | | | | | | | | | | | | | | | |
| 4 | Andrew Jacobson | 90M | 90M | 90M | 90M | 90M | 45M | | | 82M | 90M | 90M | 90M | 90M | 90M | 90M | 90M | 90M | 90M | 90M | 73M | 90M | 74M | 90M | 90M | 67M | 90M | | 80M | 63M | 58M | 75M | 90M | 90M | 90M |
| 5 | Jair Benitez | 85D | 90D | 90M | 76D | | | | 90D | 90D | 90D | 90M | 90D | 90D | 90D | 90D | 63D | | | | 90D | 90D | 90D | 90D | 90D | 90D | 90M | 90D | 90D | 90D | 88D | 90D | 60D | 90D | 45 |
| 6 | Jackson | | | | | | | | 34 | 90M | 82M | 90M | 90M | 90M | 90M | 90M | 90M | 90M | 90M | 45 | | 90M | 90M | 90M | | | | 45 | 86F | 90M | 90M | 90M | | | 90M |
| 7 | Fabian Castillo | 31M | | | | 90F | 89F | 90M | 90F | 89F | 45M | 90F | 60F | | | | 67M | 90M | 89M | 45M | 90F | 89F | | 45 | 87M | 90M | 83M | 90M | 41M | | 32 | 21 | 79M | 90M | 90M |
| 8 | Bruno Guarda | | | | | | 45 | 72M | | | | | | | 45 | | | | | | | | | | | | 7 | | | | | | | | |
| 9 | Blas Perez | 90F | 90F | 90F | 90F | 90F | 90F | 90F | | 90F | 36F | | 90F | 90F | 90F | 90F | | | | | | | | | | | | | 49 | 90F | 90F | 90F | 90F | 90F | 90F |
| 10 | David Ferreira | | | | | | | | | | | | | | | | | | 32 | 90M | 90M | 82M | 53M | 90M | 90M | 90M | 90M | 90M | 90M | 90M | 90M | 90M | 90M | 90M | 90M |
| 11 | Ricardo Villar | 74M | 90M | 45M | 90M | 66M | | | | | | | | | | | | | | 45 | 57M | | | | | | | | | | | | 68M | 74M | |
| 12 | Julian de Guzman | | | | | | | | | | | | | | | | | | | | | 90M | 37 | 12 | 76M | 85M | | 90M | 90M | 90M | 90M | 89M | 90M | | 90M |
| 13 | Hernan Pertuz | 90D | 90D | 90D | 90D | 90D | 45D | | 10 | 14 | 45 | 84D | 90D | 44D | | | 90D | 90D | 90D | 90D | 90D | 90D | 90D | 90D | | 78D | 78D | 17 | 4 | 32 | 90D | 90D | 90D | 90D | 45D |
| 14 | George John | 5 | 46 | 90D | | 71D | 90D | 90D | 90D | 90D | 90D | 90D | 90D | 90D | 45D | 90D | | | | | | | | 45 | 90D | 90D | 90D | 90D | 90D | 90D | 74D | | 30 | | |
| 15 | Matias Jara | | | | | | | | | | | | | | | | | | | | | | | | | | | | | | | | | | |
| 15 | Luis Perea | | | 1 | 14 | | | | | | | | | | | | | | | | | | | | | | | | | | | | | | |
| 16 | Bobby Warshaw | 16 | | 44 | | 24 | 45 | 89M | 80M | | | | | | | | | | | | | | | | | | | | | | | | | | |
| 17 | Zach Loyd | 90D | 90D | 90D | 90D | 90D | 90D | 90D | 90D | 90D | 90D | 90D | 63D | | 90D | 90D | 90D | 90D | 90D | 90D | 90D | 90D | 90D | 90D | 52D | | 90D | 90D | 90D | 90D | 16 | 90D | 90D | 90D | 45D |
| 18 | Chris Seitz | | | | | | | 90G | 90G | 90G | | | 90G | | | | | | | | | | | | | | | | | | | | | | |
| 20 | Brek Shea | 90M | | | 90M | 90M | 90M | 90M | 90M | 76M | | 20 | 90M | | | | | 90M | 90F | 90F | 82M | 64M | | | 90M | 90M | | 90M | 90M | 86M | 90M | 69M | | | |
| 21 | Bryan Leyva | | 44M | 70M | 21 | | | | | | | | | 77M | 72M | 79M | 58M | | | | | | | | | | 12 | | | | | | | | |
| 22 | Carlos Rodriguez | 59 | 90M | | 69M | 90M | 90M | 90D | 56M | | | | | 46 | 45 | 11 | 23 | 90D | 90D | 90D | 33 | 26 | 90M | 45M | 33 | 12 | | | | 4 | | | 22 | 9 | 90D |
| 23 | Andrew Wiedeman | | | 20 | | | | | | | | | | | | | 32 | 15 | 1 | 45M | | | | | | | | | | | | | | | |
| 24 | Matt Hedges | | | | | 19 | 1 | 1 | | 8 | | 90D | 17 | 90D | 90D | 90D | 90D | 90D | 90D | 90D | 90D | 90D | 90D | 45D | 90D | 90D | 90D | 73D | 90D | 58D | 90D | 90D | 90D | 90D | 90D |
| 27 | James Marcelin | | | | | | | | | | 45 | 90M | | 90M | 45M | 82M | 3 | 24 | 90M | 90M | 17 | 1 | 16 | | 14 | 5 | | 28 | | | | 1 | | | |
| 28 | Victor Ulloa | | | | | | | | | | | | | | | | | | | | | | | | | | | | | | | | | | |
| 29 | Moises Hernandez | | | | | | | | | | | | | | | | | | | | | | | | | | | | | | | | | | |
| 31 | Scott Sealy | | | | | | | 18 | 68F | 1 | 45F | 70F | | | 18 | | 87F | 66F | | | 8 | 8 | 76F | 90F | 57F | | | | | | 2 | | 11 | 16 | |
| 32 | Jonathan Top | | | | | | | | 22 | | | | | | | 8 | | | | | | | | | | | 26 | 45F | | | | | | | |
| 34 | Ruben Luna | | | | | | | | | | 8 | 6 | 13 | 13 | | | | | | | | | 14 | | | 90F | 64F | | | | | | | | |
| 35 | Alex Lee | | | | | | | | | | | | | | | | | | | | | | | | | | | | | | | | | | |
| 40 | Richard Sanchez | | | | | | | | | | | | | | | | | | | | | | | | | | | | | | | | | | |

"00" = minutes played
F/M/D/G = starting position

Played for other teams:
Julian de Guzman played 1028 minutes for TOR

## FC DALLAS – GAME-BY-GAME LOG

| | | | | |
|---|---|---|---|---|
| Game #1 | 03/11/2012 | DAL 2 vs NY 1 | W | Loyd 1 (B. Perez 1) 11; Villar 1 (B. Perez 2) 61 |
| Game #2 | 03/17/2012 | DAL 1 vs POR 1 | T | B. Perez 1 (unassisted) 22 |
| Game #3 | 03/25/2012 | DAL 1 at KC 2 | L | Villar 2 (free kick) 25 |
| Game #4 | 03/30/2012 | DAL 1 at DC 4 | L | B. Perez 2 (unassisted) 41 |
| Game #5 | 04/05/2012 | DAL 1 vs NE 0 | W | Ihemelu 1 (Loyd 1) 95+ |
| Game #6 | 04/14/2012 | DAL 2 vs MTL 1 | W | B. Perez 3 (unassisted) 77; Shea 1 (Castillo 1, B. Perez 3) 88 |
| Game #7 | 04/21/2012 | DAL 0 at VAN 1 | L | |
| Game #8 | 04/25/2012 | DAL 1 vs RSL 1 | T | Shea 2 (penalty kick) 46+ |
| Game #9 | 04/28/2012 | DAL 1 at LA 1 | T | Shea 3 (penalty kick) 61 |
| Game #10 | 05/06/2012 | DAL 0 vs COL 2 | L | |
| Game #11 | 05/09/2012 | DAL 0 vs SEA 2 | L | |
| Game #12 | 05/12/2012 | DAL 1 at CLB 2 | L | Castillo 1 (unassisted) 22 |
| Game #13 | 05/19/2012 | DAL 1 vs PHI 1 | T | B. Perez 4 (unassisted) 7 |
| Game #14 | 05/23/2012 | DAL 1 at CHI 2 | L | Hedges 1 (unassisted) 41 |
| Game #15 | 05/26/2012 | DAL 2 at RSL 3 | L | Hedges 2 (unassisted) 75; B. Perez 5 (Top 1, Jackson 1) 85 |
| Game #16 | 06/16/2012 | DAL 1 at HOU 2 | L | Jackson 1 (unassisted) 59 |
| Game #17 | 06/23/2012 | DAL 0 vs CHV 0 | T | |
| Game #18 | 07/04/2012 | DAL 1 vs TOR 1 | T | Loyd 2 (Jacobson 1, Jackson 2) 5 |
| Game #19 | 07/07/2012 | DAL 0 vs SJ 0 | T | |
| Game #20 | 07/14/2012 | DAL 2 at COL 1 | W | Rodriguez 1 (Castillo 2) 60; Castillo 2 (unassisted) 81 |
| Game #21 | 07/18/2012 | DAL 1 at SJ 2 | L | Pertuz 1 (Jackson 3) 89 |
| Game #22 | 07/21/2012 | DAL 5 vs POR 0 | W | own goal (Mosquera) 16; Jacobson 1 (Loyd 2, Ferreira 1) 26; Jackson 2 (Ferreira 2) 48; Sealy 1 (Jackson 4) 69; Luna 1 (Jackson 5) 81 |
| Game #23 | 07/28/2012 | DAL 0 vs LA 1 | L | |
| Game #24 | 08/05/2012 | DAL 1 at POR 1 | T | Sealy 2 (Shea 1, Ferreira 3) 51 |
| Game #25 | 08/11/2012 | DAL 3 vs COL 2 | W | Castillo 3 (de Guzman 4) 41; Benitez 1 (free kick) 44; Ferreira 1 (Castillo 3, de Guzman 5) 49 |
| Game #26 | 08/15/2012 | DAL 2 at VAN 0 | W | Castillo 4 (Ferreira 4, Loyd 3) 60; Top 1 (Ferreira 5, Benitez 1) 70 |
| Game #27 | 08/18/2012 | DAL 2 at RSL 1 | W | Castillo 5 (Ferreira 6) 61; Ferreira 2 (Shea 2, Jackson 6) 94+ |
| Game #28 | 08/26/2012 | DAL 0 at LA 2 | L | |
| Game #29 | 09/02/2012 | DAL 1 vs SEA 1 | T | Jackson 3 (Perez 4) 32 |
| Game #30 | 09/15/2012 | DAL 1 vs VAN 0 | W | de Guzman 1 (unassisted) 96+ |
| Game #31 | 09/29/2012 | DAL 3 at SJ 3 | T | Perez 6 (Jackson 7) 37; Perez 7 (Ferreira 7) 72; Hedges 3 (unassisted) 88 |
| Game #32 | 10/07/2012 | DAL 1 at CHV 1 | T | Perez 8 (unassisted) 8 |
| Game #33 | 10/21/2012 | DAL 1 at SEA 3 | L | Perez 9 (unassisted) 40 |
| Game #34 | 10/28/2012 | DAL 2 vs CHV 2 | T | Jackson 4 (Ferreira 8) 73; Castillo 6 (Ferreira 9) 80 |

## FC DALLAS –CUP COMPETITIONS – GAME-BY-GAME

| # | Player | U.S. OPEN CUP 3R CHAR 0-2 |
|---|---|---|
| 1 | Kevin Hartman | |
| 2 | Daniel Hernandez | |
| 3 | Ugo Ihemelu | |
| 4 | Andrew Jacobson | 90M |
| 5 | Jair Benitez | 90D |
| 6 | Jackson | 90M |
| 7 | Fabian Castillo | 30 |
| 8 | Bruno Guarda | 90M |
| 9 | Blas Perez | |
| 10 | David Ferreira | |
| 11 | Ricardo Villar | |
| 13 | Hernan Pertuz | |
| 14 | George John | 41D |
| 15 | Luis Perea | |
| 16 | Bobby Warshaw | |
| 17 | Zach Loyd | 24D |
| 18 | Chris Seitz | 90G |
| 20 | Brek Shea | |
| 21 | Bryan Leyva | 60M |
| 22 | Carlos Rodriguez | |
| 23 | Andrew Wiedeman | |
| 24 | Matt Hedges | 90D |
| 27 | James Marcelin | 49 |
| 28 | Victor Ulloa | |
| 29 | Moises Hernandez | 66 |
| 31 | Scott Sealy | 90F |
| 32 | Jonathan Top | 90F |
| 34 | Ruben Luna | |
| 35 | Alex Lee | |
| 40 | Richard Sanchez | |

U.S. OPEN CUP
3R 05/29/2012 DAL 0 vs CHARLT 2 L

## MONTRÉAL IMPACT PLAYOFF HISTORY

HAVE NOT QUALIFIED

## 2012 MONTREAL IMPACT STATISTICS (12-16-6, 42 pts.)

| UNF | POS | PLAYER | GP | GS | MIN | G | A | SHT | SOG | FC | FS | OFF | CK | C | E |
|---|---|---|---|---|---|---|---|---|---|---|---|---|---|---|---|
| 8 | M | Patrice Bernier | 27 | 25 | 2194 | 9 | 8 | 32 | 15 | 43 | 16 | 0 | 15 | 5 | 0 |
| 11 | F | Sanna Nyassi | 28 | 17 | 1716 | 6 | 3 | 58 | 31 | 47 | 28 | 20 | 1 | 9 | 0 |
| 9 | F | Marco Di Vaio | 17 | 16 | 1366 | 5 | 3 | 49 | 15 | 13 | 11 | 40 | 40 | 1 | 0 |
| 7 | M | Felipe Martins | 30 | 30 | 2652 | 4 | 10 | 59 | 23 | 48 | 70 | 3 | 55 | 5 | 0 |
| 22 | M | Davy Arnaud | 33 | 31 | 2765 | 4 | 3 | 40 | 13 | 42 | 74 | 5 | 2 | 7 | 0 |
| 23 | F | Bernardo Corradi | 11 | 7 | 619 | 4 | 1 | 13 | 7 | 14 | 14 | 12 | 0 | 3 | 0 |
| 33 | F | Andrew Wenger | 23 | 7 | 823 | 4 | 0 | 20 | 9 | 13 | 7 | 9 | 0 | 0 | 0 |
| 21 | M | Justin Mapp | 27 | 21 | 1641 | 2 | 5 | 34 | 14 | 8 | 20 | 6 | 12 | 0 | 0 |
| 25 | M | Lamar Neagle | 23 | 11 | 1086 | 2 | 2 | 23 | 5 | 10 | 12 | 6 | 0 | 1 | 0 |
| 28 | M | Sinisa Ubiparipovic | 12 | 3 | 325 | 2 | 0 | 5 | 2 | 5 | 3 | 0 | 4 | 1 | 0 |
| 6 | D | Hassoun Camara | 20 | 19 | 1663 | 1 | 2 | 15 | 4 | 21 | 14 | 0 | 0 | 2 | 1 |
| 19 | D | Zarek Valentin | 15 | 14 | 1161 | 1 | 1 | 2 | 1 | 8 | 6 | 0 | 0 | 1 | 0 |
| 17 | F | *Justin Braun | 12 | 5 | 494 | 0 | 1 | 11 | 4 | 10 | 6 | 6 | 0 | 0 | 0 |
| 15 | D | Jeb Brovsky | 28 | 25 | 2233 | 0 | 1 | 10 | 3 | 17 | 14 | 1 | 0 | 1 | 1 |
| 17 | D | Dennis Iapichino | 7 | 5 | 438 | 0 | 1 | 2 | 0 | 5 | 3 | 0 | 0 | 2 | 0 |
| 2 | D | Nelson Rivas | 11 | 11 | 858 | 0 | 1 | 8 | 1 | 9 | 11 | 0 | 0 | 2 | 1 |
| 18 | M | Collen Warner | 29 | 27 | 2431 | 0 | 1 | 32 | 2 | 44 | 43 | 0 | 1 | 6 | 0 |
| 30 | G | Evan Bush | 1 | 1 | 90 | 0 | 0 | 0 | 0 | 0 | 0 | 0 | 0 | 0 | 0 |
| 13 | D | Matteo Ferrari | 25 | 23 | 2029 | 0 | 0 | 12 | 4 | 26 | 11 | 2 | 0 | 3 | 0 |
| 26 | F | *Mike Fucito | 1 | 0 | 26 | 0 | 0 | 0 | 0 | 3 | 0 | 0 | 0 | 0 | 0 |
| 31 | D | Josh Gardner | 6 | 5 | 451 | 0 | 0 | 6 | 0 | 9 | 4 | 0 | 12 | 1 | 0 |
| 29 | M | Calum Mallace | 4 | 4 | 289 | 0 | 0 | 3 | 1 | 3 | 1 | 0 | 0 | 0 | 0 |
| 32 | F | Miguel Montano | 3 | 1 | 115 | 0 | 0 | 7 | 1 | 1 | 3 | 0 | 0 | 0 | 0 |
| 14 | D | Alessandro Nesta | 8 | 8 | 633 | 0 | 0 | 0 | 0 | 4 | 4 | 0 | 0 | 0 | 0 |
| 34 | D | Karl Ouimette | 2 | 0 | 66 | 0 | 0 | 0 | 0 | 1 | 0 | 0 | 0 | 0 | 0 |
| 1 | G | Troy Perkins (TOT) | 31 | 31 | 2767 | 0 | 0 | 0 | 0 | 0 | 7 | 0 | 0 | 1 | 0 |
| 1 | G | Troy Perkins (MTL) | 9 | 9 | 810 | 0 | 0 | 0 | 0 | 0 | 3 | 0 | 0 | 0 | 0 |
| 1 | G | *Donovan Ricketts | 24 | 24 | 2136 | 0 | 0 | 0 | 0 | 0 | 5 | 0 | 0 | 0 | 0 |
| 16 | F | Eduardo Sebrango | 7 | 1 | 120 | 0 | 0 | 0 | 0 | 0 | 2 | 3 | 0 | 0 | 0 |
| 24 | G | Greg Sutton | 1 | 0 | 24 | 0 | 0 | 0 | 0 | 0 | 0 | 0 | 0 | 0 | 0 |
| 3 | D | Shavar Thomas | 15 | 13 | 1255 | 0 | 0 | 0 | 0 | 8 | 4 | 0 | 0 | 2 | 0 |
| 5 | D | *Tyson Wahl | 11 | 11 | 990 | 0 | 0 | 2 | 1 | 15 | 6 | 1 | 0 | 3 | 0 |
| 36 | F | Evan James | 0 | 0 | 0 | 0 | 0 | 0 | 0 | 0 | 0 | 0 | 0 | 0 | 0 |
| | | Own-goals received | | | | 1 | | | | | | | | | |
| | | Team totals | 34 | 34 | 3060 | 45 | 43 | 443 | 156 | 427 | 417 | 114 | 143 | 55 | 3 |
| | | Opponent totals | 34 | 34 | 3060 | 51 | 43 | 433 | 156 | 417 | 427 | 75 | 154 | 49 | 9 |

GAME-WINNING GOALS: Andrew Wenger 2, Sanna Nyassi 2, Lamar Neagle 1, Felipe Martins 1
Justin Mapp 1, Marco Di Vaio 1, Bernardo Corradi 1, Hassoun Camara 1
Patrice Bernier 1, Davy Arnaud 1
GAME-WINNING ASSISTS: Patrice Bernier 4, Felipe Martins 2, Justin Mapp 2, Dennis Iapichino 1
Justin Braun 1, Davy Arnaud 1
PENALTY KICK GOALS/ATTEMPTS: Patrice Bernier 6-6, Bernardo Corradi 3-3

MONTREAL IMPACT INDIVIDUAL GOALKEEPING

| UNF | POS | GOALKEEPER | GP | GS | MIN | SHTS | SV | GA | GAA | PG | PA | W | L | T | SO |
|---|---|---|---|---|---|---|---|---|---|---|---|---|---|---|---|
| 1 | G | Troy Perkins (TOT) | 31 | 31 | 2767 | 148 | 101 | 43 | 1.40 | 4 | 4 | 8 | 14 | 8 | 7 |
| 1 | G | Troy Perkins (MTL) | 9 | 9 | 810 | 44 | 35 | 8 | 0.89 | 1 | 1 | 3 | 3 | 3 | 4 |
| 1 | G | *Donovan Ricketts | 24 | 24 | 2136 | 104 | 61 | 39 | 1.64 | 7 | 7 | 9 | 11 | 3 | 3 |
| 30 | G | Evan Bush | 1 | 1 | 90 | 7 | 4 | 3 | 3.00 | 0 | 0 | 0 | 1 | 0 | 0 |
| 24 | G | Greg Sutton | 1 | 0 | 24 | 1 | 0 | 1 | 3.75 | 0 | 0 | 0 | 1 | 0 | 0 |
| | | Team totals | 34 | 34 | 3060 | 156 | 100 | 51 | 1.50 | 8 | 8 | 12 | 16 | 6 | 7 |
| | | Opponent totals | 34 | 34 | 3060 | 156 | 109 | 45 | 1.32 | 9 | 9 | 16 | 12 | 6 | 9 |

* = Played with other teams in 2012. Only Montreal Impact statistics listed here.

## MONTREAL IMPACT 2012 SCHEDULE

| DAY | DATE | OPPONENT | RESULT | ATT. | W-L-T | POS. | PTS | NOTES: |
|---|---|---|---|---|---|---|---|---|
| Sat. | Mar. 10 | at Vancouver | L 0-2 | 21,000 | 0-1-0 | T2 | 0 | VAN: Le Toux (4) Camilo (54) |
| Sat. | Mar. 17 | Chicago | T 1-1 | 58,912 | 0-1-1 | T3 | 1 | MTL: Arnaud (56); CHI: Oduro (71) |
| Sat. | Mar. 24 | at Columbus | L 0-2 | 18,197 | 0-2-1 | T6 | 1 | CLB: Mirosevic (30) Vargas (66) |
| Sat. | Mar. 31 | at New York | L 2-5 | 13,415 | 0-3-1 | 0 | 1 | MTL: Nyassi (18) Mapp (38); NY: Henry (28,56,89) Cooper (48+) Ballouchy (72) |
| Wed. | Apr. 4 | at Real Salt Lake | L 0-1 | 20,191 | 0-4-1 | T8 | 1 | RSL: Paulo Jr (13) |
| Sat. | Apr. 7 | Toronto FC | W 2-1 | 23,120 | 1-4-1 | T7 | 4 | MTL: Ubiparipovic (18) Wenger (81); TOR: Koevermans (88) |
| Sat. | Apr. 14 | at FC Dallas | L 1-2 | 16,164 | 1-5-1 | T7 | 4 | MTL: Corradi (61); DAL: B. Perez (77) Shea (88) |
| Wed. | Apr. 18 | at D.C. United | T 1-1 | 10,135 | 1-5-2 | 0 | 5 | MTL: Corradi (68); DC: Santos (72) |
| Sat. | Apr. 28 | Portland | W 2-0 | 19,223 | 2-5-2 | T4 | 8 | MTL: Corradi (76) Ubiparipovic (84) |
| Sat. | May 5 | at Sporting KC | W 2-0 | 20,404 | 3-5-2 | T4 | 11 | MTL: Martins (30) Bernier (64) |
| Sat. | May 12 | Los Angeles | T 1-1 | 60,860 | 3-5-3 | T5 | 12 | MTL: Arnaud (8); LA: Beckham (62) |
| Sat. | May 19 | New York | L 1-2 | 20,373 | 3-6-3 | T7 | 12 | MTL: Corradi (22); NY: Cooper (37) Richards (67) |
| Sat. | May 26 | at Colorado | L 2-3 | 17,877 | 3-7-3 | 8 | 12 | MTL: Bernier (14) Wenger (48); COL: Larentowicz (18) Moor (39) Castrillon (83) |
| Sat. | June 16 | Seattle | W 4-1 | 17,112 | 4-7-3 | 8 | 15 | MTL: Martins (18) Mapp (51) Wenger (58) Neagle (87); SEA: Johnson (61) |
| Wed. | June 20 | at Chivas USA | L 1-2 | 10,376 | 4-8-3 | 8 | 15 | MTL: Martins (42); CHV: Moreno (14) Angel (82) |
| Sat. | June 23 | Houston | W 4-2 | 12,357 | 5-8-3 | T7 | 18 | MTL: Nyassi (4) Arnaud (21) Camara (60) Bernier (67); HOU: Davis (16) Bruin (45) |
| Wed. | June 27 | Toronto FC | L 0-3 | 14,412 | 5-9-3 | T7 | 18 | TOR: Frings (52) Johnson (72) Koevermans (78) |
| Sat. | June 30 | at D.C. United | L 0-3 | 18,302 | 5-10-3 | 8 | 18 | DC: Pontius (46+) Russell (50) Salihi (91+) |
| Wed. | July 4 | Sporting KC | L 1-3 | 12,085 | 5-11-3 | 8 | 18 | MTL: Bernier (49); KC: Kamara (57) Zusi (75) Peterson (82) |
| Sun. | July 8 | Columbus | W 2-1 | 15,118 | 6-11-3 | 8 | 21 | MTL: Valentin (78) Bernier (89); CLB: Mirosevic (64) |
| Sat. | July 14 | at Philadelphia | L 1-2 | 18,544 | 6-12-3 | 9 | 21 | MTL: own goal (89); PHI: Pajoy (82) Valdes (91+) |
| Wed. | July 18 | New England | W 2-1 | 15,615 | 7-12-3 | 6 | 24 | MTL: Bernier (28) Nyassi (67); NE: Nguyen (44) |
| Sat. | July 21 | at Houston | L 0-3 | 20,396 | 7-13-3 | 7 | 24 | HOU: Kandji (7,89) Boswell (84) |
| Sat. | July 28 | New York | W 3-1 | 19,441 | 8-13-3 | 7 | 27 | MTL: Di Vaio (48) Arnaud (50) Nyassi (74); NY: Henry (57) |
| Sat. | Aug. 4 | Philadelphia | W 2-0 | 18,535 | 9-13-3 | 6 | 30 | MTL: Wenger (44) Martins (78) |
| Sun. | Aug. 12 | at New England | W 1-0 | 12,857 | 10-13-3 | 7 | 33 | MTL: Nyassi (61) |
| Sat. | Aug. 18 | San Jose | W 3-1 | 19,431 | 11-13-3 | T5 | 36 | MTL: Di Vaio (25) Neagle (61) Bernier (72); SJ: Wondolowski (23) |
| Sat. | Aug. 25 | D.C. United | W 3-0 | 20,011 | 12-13-3 | 6 | 39 | MTL: Di Vaio (24) Bernier (50,92+) |
| Sat. | Sept. 1 | at Columbus | L 1-2 | 12,522 | 12-14-3 | 0 | 39 | MTL: Di Vaio (73); CLB: Marshall (80) Renteria (93+) |
| Sat. | Sept. 15 | at Chicago | L 1-3 | 17,691 | 12-15-3 | 7 | 39 | MTL: Di Vaio (20); CHI: MacDonald (34) Alex (61) Fernandez (80) |
| Sat. | Sept. 22 | Sporting KC | T 0-0 | 20,521 | 12-15-4 | 7 | 40 | |
| Sat. | Oct. 6 | at Houston | T 1-1 | 21,178 | 12-15-5 | 7 | 41 | MTL: Nyassi (66); HOU: Bruin (44) |
| Sat. | Oct. 20 | at Toronto FC | T 0-0 | 16,151 | 12-15-6 | 7 | 42 | |
| Sat. | Oct. 27 | New England | L 0-1 | 19,998 | 12-16-6 | 7 | 42 | NE: Soares (88) |

## MONTREAL IMPACT – GAME-BY-GAME

| # | Player | 1 VAN 0-2 | 2 CHI 1-1 | 3 CLB 0-2 | 4 NY 2-5 | 5 RSL 0-1 | 6 TOR 2-1 | 7 DAL 1-2 | 8 DC 1-1 | 9 POR 2-0 | 10 KC 2-0 | 11 LA 1-1 | 12 NY 1-2 | 13 COL 2-3 | 14 SEA 4-1 | 15 CHV 1-2 | 16 HOU 4-2 | 17 TOR 0-3 | 18 DC 0-3 | 19 KC 1-3 | 20 CLB 2-1 | 21 PHI 1-2 | 22 NE 2-1 | 23 HOU 0-3 | 24 NY 3-1 | 25 PHI 2-0 | 26 NE 1-0 | 27 SJ 3-1 | 28 DC 3-0 | 29 CLB 1-2 | 30 CHI 1-3 | 31 KC 0-0 | 32 HOU 1-1 | 33 TOR 0-0 | 34 NE 0-1 |
|---|---|---|---|---|---|---|---|---|---|---|---|---|---|---|---|---|---|---|---|---|---|---|---|---|---|---|---|---|---|---|---|---|---|---|---|
| 1 | Troy Perkins | | | | | | | | | | | | | | | | | | | | | | | | | | 90G | 90G | 90G | 90G | 90G | 90G | 90G | 90G | 90G |
| 1 | Donovan Ricketts | 90G | 90G | 90G | 90G | 90G | 90G | 90G | 90G | 90G | 90G | 90G | 90G | 66G | 90G | 90G | 90G | 90G | | 90G | 90G | 90G | 90G | 90G | 90G | 90G | | | | | | | | | |
| 2 | Nelson Rivas | | | | | | | | | | 62D | 90D | 72D | 90D | 90D | 90D | 62D | | | | | | | | 78D | 69D | | | | 90D | 65D | | | | |
| 3 | Shavar Thomas | | | | | 90D | 90D | 90D | 90D | 90D | | | | | 57 | 90D | 28 | 90D | 90D | 90D | 90D | 90D | 90D | 90D | | | | | | | | | | | |
| 5 | Tyson Wahl | 90D | 90D | 90D | 90D | | 90D | 90D | 90D | 90D | 90D | | 90D | | | | | | 90D | | | | | | | | | | | | | | | | |
| 6 | Hassoun Camara | | | | | | | | | | 90D | 90D | | 90D | | | 90D | 90D | 22 | 90D | 90D | 90D | 90D | 90D | 90D | 90D | 90D | 21D | | | 90D | 90D | 90D | 90D | 90D |
| 7 | Felipe Martins | 90M | 90M | 90M | 90M | 90M | 90M | 90M | 90M | 90M | 90M | 90M | 90M | 90M | 90M | 90M | 90M | 90M | 45M | 90M | | 90M | 90M | 90M | 87M | 90M | 90M | 90M | 90M | 90M | 90M | 90M | | | |
| 8 | Patrice Bernier | 81M | 82M | 45M | 90M | | | | 17 | | 90M | | | 90M | 77M | 63M | 90M | 90M | | 90M | 90M | 90M | 90M | 29 | 90M | 90M | 90M | 90M | 90M | 90M | 90M | 90M | 90M | 90M | 90M |
| 9 | Marco Di Vaio | | | | | | | | | | | | | | | | | 55F | 45 | 71F | 90F | 90F | 89F | 61F | 90F | | 76F | 74F | 85F | 90F | 90F | 90F | 90F | 90F | 90M |
| 11 | Sanna Nyassi | 90F | 90F | 45F | 90F | 27 | 82F | 18 | 65F | 68F | | 5 | 90M | 90M | | 17 | 88F | 35 | 90F | 19 | 90M | | 90M | 90M | 29 | 29 | 45 | | | 31 | 90M | 33 | 90M | 90M | |
| 13 | Matteo Ferrari | 90D | 90D | 90D | 90D | 90D | 90D | 90D | 90D | 90D | 28 | 90D | 90D | 85D | 33D | | | | | | | | | | 12 | 90D | 90D | 90D | 90D | 90D | 90D | 90D | 90D | 90D | 71D |
| 14 | Alessandro Nesta | | | | | | | | | | | | | | | | | | | | | | | | 90D | 90D | | | 90D | 90D | 81D | 57D | 45D | | 90D |
| 15 | Jeb Brovsky | 90D | 90D | 19D | | 83D | | | | | 90D | 90D | 90D | 90D | 90D | 90D | 90D | 90D | 45 | 80D | 90D | 90D | 90D | | 90D | 20 | 90D | 90D | 90D | 90D | 9 | 90D | 90D | 87D | 90D |
| 16 | Eduardo Sebrango | | | | | | | | | 1 | 70F | | | | | | 2 | 25 | | 10 | | | 1 | | | | | | | | | | | | 11 |
| 17 | Justin Braun | 72F | 77F | 90F | 13 | 76F | | | 8 | | 90F | 31 | 6 | | | 27 | | | | 3 | 1 | | | | | | | | | | | | | | |
| 17 | Dennis Iapichino | | | | | | | | | | | | | | | | | | | | | 5 | 70D | 90D | | | 90D | 90D | 90D | | | | | 3 | |
| 18 | Collen Warner | | | 45 | | 90M | 90M | 90M | 90M | 90M | | 90M | 84M | 90M | 90M | 90M | 90M | 90M | 68M | 90M | 90M | 84M | 10 | 90M | 90M | 90M | 90M | 90M | 90M | 90M | 73M | 90M | | 90M | 87M |
| 19 | Zarek Valentin | | | | 65D | | 90D | 90D | 90D | 90D | | | | | 90D | 90D | 90D | 65D | 90D | 90D | 90D | 85D | 20 | 26D | | | | | | | | | | | |
| 21 | Justin Mapp | 64M | 68M | 69M | 85M | 90M | 17 | 88M | 73M | 57M | | 59M | | | 62M | 81M | 90M | | 90M | 87M | 89M | 69M | 80M | 16 | 61M | 61M | 45M | | | | 25 | 45M | 25 | 26 | 19 |
| 22 | Davy Arnaud | 90M | 90M | 90M | 90M | 90M | 8 | 90M | 90M | 90M | 20 | 90F | 90M | 74M | 90M | 90M | 88M | 90M | 90M | 90M | | 90M | 90M | 90M | 90M | 90M | 87M | 90M | 89M | 59M | 90M | 90M | 90M | 90D | 90M |
| 23 | Bernardo Corradi | | 13 | 45 | 77F | 14 | 66F | 72F | 82F | 89F | | 68F | 80F | | 13 | | | | | | | | | | | | | | | | | | | | |
| 24 | Greg Sutton | | | | | | | | | | | | | 24 | | | | | | | | | | | | | | | | | | | | | |
| 25 | Lamar Neagle | | 8 | 21 | 5 | 63M | 90M | 72M | 25 | 33 | 90M | 85M | 10 | | 28 | 9 | | 76M | | | 71M | 21 | | 74M | | | 3 | 88M | 69M | 81M | | 45 | 19 | | |
| 26 | Mike Fucito | 26 | | | | | | | | | | | | | | | | | | | | | | | | | | | | | | | | | |
| 27 | Bryan Arguez | | | | | | | | | | | | | | | | | | | | | | | | | | | | | | | | | | |
| 28 | Sinisa Ubiparipovic | | | | | | 73M | 2 | | 22 | 84M | | | 5 | | | 2 | 14 | 90M | | 19 | 6 | | | | | | | 5 | | | | | | 3 |
| 29 | Calum Mallace | | | | | | | | | | | | | | | | | | 45D | | | | | | | | | | | | | | 90M | 64M | 90M |
| 30 | Evan Bush | | | | | | | | | | | | | | | | | | 90G | | | | | | | | | | | | | | | | |
| 31 | Josh Gardner | 90D | 90D | 90D | 90D | 90D | | | | | | | | | | | | | | | | | | | | | | | 1 | | | | | | |
| 32 | Miguel Montano | 9 | | | | | | | | | | | 90F | 16 | | | | | | | | | | | | | | | | | | | | | |
| 33 | Andrew Wenger | 18 | 22 | | 25 | 7 | 24 | 18 | | | 6 | 22 | 18 | 90F | 90F | 73F | | | | | | | | | 3 | 70F | 14 | 16 | 21 | 9 | 17 | 45 | 65F | 71M | 79F |
| 34 | Karl Ouimette | | | | | | | | | | | | | | | | | | | | | | | 64 | | | | 2 | | | | | | | |
| 36 | Evan James | | | | | | | | | | | | | | | | | | | | | | | | | | | | | | | | | | |
| 38 | Gienir Garcia | | | | | | | | | | | | | | | | | | | | | | | | | | | | | | | | | | |

"00" = 100 minutes played
F/M/D/G = starting position

Played for other teams:
Troy Perkins played 1957 minutes for POR

## MONTREAL IMPACT – GAME-BY-GAME LOG

| | | | | |
|---|---|---|---|---|
| Game #1 | 03/10/2012 | MTL 0 at VAN 2 | L | |
| Game #2 | 03/17/2012 | MTL 1 vs CHI 1 | T | Arnaud 1 (Nyassi 1) 56 |
| Game #3 | 03/24/2012 | MTL 0 at CLB 2 | L | |
| Game #4 | 03/31/2012 | MTL 2 at NY 5 | L | Nyassi 1 (unassisted) 18; Mapp 1 (Felipe 1) 38 |
| Game #5 | 04/04/2012 | MTL 0 at RSL 1 | L | |
| Game #6 | 04/07/2012 | MTL 2 vs TOR 1 | W | Ubiparipovic 1 (Neagle 1) 18; Wenger 1 (unassisted) 81 |
| Game #7 | 04/14/2012 | MTL 1 at DAL 2 | L | Corradi 1 (penalty kick) 61 |
| Game #8 | 04/18/2012 | MTL 1 at DC 1 | T | Corradi 2 (Neagle 2, Mapp 1) 68 |
| Game #9 | 04/28/2012 | MTL 2 vs POR 0 | W | Corradi 3 (penalty kick) 76; Ubiparipovic 2 (Arnaud 1, Corradi 1) 84 |
| Game #10 | 05/05/2012 | MTL 2 at KC 0 | W | Felipe 1 (Braun 1) 30; Bernier 1 (penalty kick) 64 |
| Game #11 | 05/12/2012 | MTL 1 vs LA 1 | T | Arnaud 2 (Rivas 1) 8 |
| Game #12 | 05/19/2012 | MTL 1 vs NY 2 | L | Corradi 4 (penalty kick) 22 |
| Game #13 | 05/26/2012 | MTL 2 at COL 3 | L | Bernier 2 (Felipe 2) 14; Wenger 2 (Bernier 1, Warner 1) 48 |
| Game #14 | 06/16/2012 | MTL 4 vs SEA 1 | W | Felipe 2 (Bernier 2) 18; Mapp 2 (Bernier 3) 51; Wenger 3 (Bernier 4) 58; Neagle 1 (unassisted) 87 |
| Game #15 | 06/20/2012 | MTL 1 at CHV 2 | L | Felipe 3 (Arnaud 2) 42 |
| Game #16 | 06/23/2012 | MTL 4 vs HOU 2 | W | Nyassi 2 (Felipe 3, Bernier 5) 4; Arnaud 3 (Mapp 2, Brovsky 1) 21; Camara 1 (Arnaud 3, Felipe 4) 60; Bernier 3 (penalty kick) 67 |
| Game #17 | 06/27/2012 | MTL 0 vs TOR 3 | L | |
| Game #18 | 06/30/2012 | MTL 0 at DC 3 | L | |
| Game #19 | 07/04/2012 | MTL 1 vs KC 3 | L | Bernier 4 (Felipe 5, Valentin 1) 49 |
| Game #20 | 07/08/2012 | MTL 2 vs CLB 1 | W | Valentin 1 (Nyassi 2, Di Vaio 1) 78; Bernier 5 (penalty kick) 89 |
| Game #21 | 07/14/2012 | MTL 1 at PHI 2 | L | own goal (Daniel) 89 |
| Game #22 | 07/18/2012 | MTL 2 vs NE 1 | W | Bernier 6 (penalty kick) 28; Nyassi 3 (Mapp 3, Iapichino 1) 67 |
| Game #23 | 07/21/2012 | MTL 0 at HOU 3 | L | |
| Game #24 | 07/28/2012 | MTL 3 vs NY 1 | W | Di Vaio 1 (Mapp 4, Felipe 6) 48; Arnaud 4 (Felipe 7) 50; Nyassi 4 (Felipe 8, Di Vaio 2) 74 |
| Game #25 | 08/04/2012 | MTL 2 vs PHI 0 | W | Wenger 4 (Bernier 6, Mapp 5) 44; Felipe 4 (Camara 1) 78 |
| Game #26 | 08/12/2012 | MTL 1 at NE 0 | W | Nyassi 5 (unassisted) 61 |
| Game #27 | 08/18/2012 | MTL 3 vs SJ 1 | W | Di Vaio 2 (Felipe 9) 25; Neagle 2 (Bernier 7) 61; Bernier 7 (penalty kick) 72 |
| Game #28 | 08/25/2012 | MTL 3 vs DC 0 | W | Di Vaio 3 (Bernier 8) 24; Bernier 8 (penalty kick) 50; Bernier 9 (unassisted) 92+ |
| Game #29 | 09/01/2012 | MTL 1 at CLB 2 | L | Di Vaio 4 (Felipe 10, Nyassi 3) 73 |
| Game #30 | 09/15/2012 | MTL 1 at CHI 3 | L | Di Vaio 5 (Camara 2) 20 |
| Game #31 | 09/22/2012 | MTL 0 vs KC 0 | T | |
| Game #32 | 10/06/2012 | MTL 1 at HOU 1 | T | Nyassi 6 (Di Vaio 3) 66 |
| Game #33 | 10/20/2012 | MTL 0 at TOR 0 | T | |
| Game #34 | 10/27/2012 | MTL 0 vs NE 1 | L | |

## MONTREAL IMPACT –CUP COMPETITIONS – GAME-BY-GAME

| # | Player | CANADIAN CHAMPIONSHIP SF1 TOR 0-0 | SF2 TOR 0-2 |
|---|---|---|---|
| 1 | Donovan Ricketts | 90G | 90G |
| 2 | Nelson Rivas | | |
| 3 | Shavar Thomas | 90D | 45D |
| 5 | Tyson Wahl | 90D | 90D |
| 6 | Hassoun Camara | | 15 |
| 7 | Felipe Martins | 86M | 45 |
| 8 | Patrice Bernier | | 45M |
| 11 | Sanna Nyassi | 90F | 90F |
| 12 | Eduardo Sebrango | 8 | |
| 13 | Matteo Ferrari | 90D | 90D |
| 15 | Jeb Brovsky | 90D | 75D |
| 17 | Justin Braun | 4 | |
| 18 | Collen Warner | 90M | 90M |
| 19 | Zarek Valentin | | |
| 21 | Justin Mapp | | 45 |
| 22 | Davy Arnaud | 90M | 90M |
| 23 | Bernardo Corradi | 82F | 90F |
| 24 | Greg Sutton | | |
| 25 | Lamar Neagle | 71M | |
| 27 | Bryan Arguez | | |
| 28 | Sinisa Ubiparipovic | 19 | 90M |
| 29 | Calum Mallace | | |
| 30 | Evan Bush | | |
| 31 | Josh Gardner | | |
| 32 | Miguel Montano | | |
| 33 | Andrew Wenger | | |
| 36 | Evan James | | |
| 38 | Gienir Garcia | | |

CANADIAN CHAMPIONSHIP

| | | | |
|---|---|---|---|
| SF1 | 05/02/2012 | MTL 0 vs TOR 0 | T |
| SF2 | 05/09/2012 | MTL 0 at TOR 2 | L |

## NEW ENGLAND REVOLUTION PLAYOFF HISTORY

PLAYOFF HISTORY

| vs. Team | No. of Series | Series W-L | GP | W-L-T | OT | ShO | GF | GA | Last Mtg. | Round | Series Result |
|---|---|---|---|---|---|---|---|---|---|---|---|
| Chicago | 8 | 4-4 | 15 | 7-7-1 | 1-1-0 | 0-0 | 14 | 20 | 2009 | Quarterfinals | Lost Series Tie-Breaker |
| Columbus | 2 | 2-0 | 5 | 2-0-3 | 0-0-2 | 0-0 | 5 | 3 | 2004 | Quarterfinals | Won 1 games to 0 |
| D.C. United | 3 | 1-2 | 4 | 1-3-0 | 0-1-0 | 0-2 | 6 | 8 | 2006 | Semifinals | Won 1 games to 0 |
| Los Angeles | 2 | 0-2 | 2 | 0-2-0 | 0-2-0 | 0-0 | 0 | 2 | 2005 | MLS Cup '05 | Lost MLS Cup '05 |
| New York | 3 | 3-0 | 6 | 3-1-2 | 0-0-0 | 0-0 | 7 | 3 | 2007 | Quarterfinals | Won 1 games to 0 |
| Houston | 2 | 0-2 | 2 | 0-2-0 | 0-1-0 | 0-1 | 2 | 3 | 2007 | MLS Cup '07 | Lost MLS Cup '07 |
| TOTALS | 20 | 10-10 | 34 | 13-15-6 | 1-5-2 | 0-3 | 34 | 39 | | | |

## NEW ENGLAND REVOLUTION -- ALL-TIME POSTSEASON RESULTS

| DATE | OPPONENT | RESULT | ATT. | W-L-T | RD. | GOALS: |
|---|---|---|---|---|---|---|
| 10/05/1997 | at D.C. United | L 1-4 | 12,540 | 0-1-0 | QTR | NE: Burns (89); DC: Wegerle (13,56) Moreno (65,76) |
| 10/08/1997 | D.C. United | L 1-2 | 16,233 | 0-2-0 | QTR | NE: Moore (72); DC: Williams (53) |

| DATE | OPPONENT | RESULT | ATT. | W-L-T | RD. | GOALS: |
|---|---|---|---|---|---|---|
| 09/15/2000 | at Chicago | L 1-2 | 10,476 | 0-1-0 | QTR | NE: Harris (50); CHI: own goal (54) Kovalenko (73) |
| 09/19/2000 | Chicago | W 2-1 | 10,723 | 1-1-0 | QTR | NE: Wynalda (18) Wright (86); CHI: Kovalenko (83) |
| 09/22/2000 | at Chicago | L 0-6 | 5,972 | 1-2-0 | QTR | CHI: Razov (5,65) Stoitchkov (14,17) Nowak (47) George (75) |

| DATE | OPPONENT | RESULT | ATT. | W-L-T | RD. | GOALS: |
|---|---|---|---|---|---|---|
| 09/26/2002 | Chicago | W 2-0 | 6,306 | 1-0-0 | QTR | NE: Twellman (13); Hernandez (60) |
| 09/29/2002 | at Chicago | L 1-2 | 9,434 | 1-1-0 | QTR | NE: Kamler (28); CHI: Razov (43,76) |
| 10/02/2002 | Chicago | W 2-0 | 6,954 | 2-1-0 | QTR | NE: Kamler (12); Twellman (65) |
| 10/06/2002 | Columbus | T 0-0 (OT) | 11,387 | 2-1-1 | SEM | |
| 10/09/2002 | at Columbus | W 1-0 | 10,245 | 3-1-1 | SEM | NE: Heaps (3) |
| 10/12/2002 | Columbus | T 2-2 (OT) | 9,216 | 3-1-2 | SEM | NE: Ralston (17); Harris (47) CLB: McBride (80) Washington (85) |
| 10/20/2002 | at Los Angeles | L 0-1 (OT) | 61,316 | 3-2-2 | FIN | LA: Ruiz (113) |

| DATE | OPPONENT | RESULT | ATT. | W-L-T | RD. | GOALS: |
|---|---|---|---|---|---|---|
| 11/01/2003 | at MetroStars | W 2-0 | 10,211 | 1-0-0 | QTR | NE: Fabbro (17) Noonan (65) |
| 11/09/2003 | MetroStars | T 1-1 | 14,823 | 1-0-1 | QTR | NE: Noonan (21); MET: Guevara (45) |
| 11/14/2003 | at Chicago | L 0-1 (OT) | 14,610 | 1-1-1 | SEM | CHI: Armas (101) |

| DATE | OPPONENT | RESULT | ATT. | W-L-T | RD. | GOALS: |
|---|---|---|---|---|---|---|
| 10/23/2004 | Columbus | W 1-0 | 5,679 | 1-0-0 | QTR | NE: John (25) |
| 10/31/2004 | at Columbus | T 1-1 | 15,224 | 1-0-1 | QTR | NE: Twellman (81); CLB: Buddle (90) |
| 11/06/2004 | at D.C. United | L 3-3 (OT) | 21,201 | 1-1-1 | SEM | NE: Twellman (17) Ralston (44) Noonan (85); DC: Eskandarian (11) Moreno (21) Gomez (67) |

| DATE | OPPONENT | RESULT | ATT. | W-L-T | RD. | GOALS: |
|---|---|---|---|---|---|---|
| 10/22/2005 | at MetroStars | L 0-1 | 10,003 | 0-1-0 | QTR | MET: Guevara (34) |
| 10/29/2005 | MetroStars | W 3-1 | 9,581 | 1-1-0 | QTR | NE: Cancela (68) Noonan (73) Smith (83); MET: Djorkaeff (59) |
| 11/06/2005 | Chicago | W 1-0 | 18,118 | 2-1-0 | SEM | NE: Dempsey (4) |
| 11/13/2005 | Los Angeles | L 0-1 (OT) | 21,193 | 2-2-0 | FIN | LA: Ramirez (105) |

| DATE | OPPONENT | RESULT | ATT. | W-L-T | RD. | GOALS: |
|---|---|---|---|---|---|---|
| 10/22/2006 | at Chicago | L 0-1 | 10,217 | 0-1-0 | QTR | CHI: Mapp (35) |
| 10/28/2006 | Chicago | W 2-1 (OT) | 9,372 | 1-1-0 | QTR | NE: Twellman (41) Noonan (58); CHI: Jaqua (18) |
| 11/05/2006 | at D.C. United | W 1-0 | 19,552 | 2-1-0 | SEM | NE: Twellman (4) |
| 11/12/2006 | Houston | L 1-1 (OT) | 22,427 | 2-2-0 | FIN | NE: Twellman (113); HOU: Ching (114) |

| DATE | OPPONENT | RESULT | ATT. | W-L-T | RD. | GOALS: |
|---|---|---|---|---|---|---|
| 10/27/2007 | at New York | T 0-0 | 14,165 | 0-0-1 | QTR | |
| 11/03/2007 | New York | W 1-0 | 10,116 | 1-0-1 | QTR | NE: Twellman (64) |
| 11/08/2007 | Chicago | W 1-0 | 10,317 | 2-0-1 | SEM | NE: Twellman (38) |
| 11/18/2007 | Houston | L 1-2 | 39,859 | 2-1-1 | FIN | NE: Twellman (20); HOU: Ngwenya (61) De Rosario (74) |

| DATE | OPPONENT | RESULT | ATT. | W-L-T | RD. | GOALS: |
|---|---|---|---|---|---|---|
| 10/30/2008 | Chicago | T 0-0 | 5,221 | 0-0-1 | QTR | |
| 11/06/2008 | at Chicago | L 0-3 | 17,312 | 0-1-1 | QTR | CHI: Rolfe (45) Conde (49) Segares (74) |

| DATE | OPPONENT | RESULT | ATT. | W-L-T | RD. | GOALS: |
|---|---|---|---|---|---|---|
| 11/01/2009 | Chicago | W 2-1 | 7,416 | 1-0-0 | QTR | NE: Osei (45) Joseph (75); CHI: Rolfe (17) |
| 11/07/2009 | at Chicago | L 0-2 | 21,528 | 1-1-0 | QTR | CHI: Thorrington (35) Blanco (83) |

## 2012 NEW ENGLAND REVOLUTION STATISTICS (9-17-8, 35 pts.)

| UNF | POS | PLAYER | GP | GS | MIN | G | A | SHT | SOG | FC | FS | OFF | CK | C | E |
|---|---|---|---|---|---|---|---|---|---|---|---|---|---|---|---|
| 39 | F | Saer Sene | 25 | 23 | 1934 | 11 | 3 | 75 | 35 | 20 | 37 | 15 | 0 | 0 | 0 |
| 24 | M | Lee Nguyen | 30 | 27 | 2386 | 5 | 2 | 60 | 18 | 31 | 49 | 0 | 35 | 3 | 0 |
| 11 | M | Kelyn Rowe | 30 | 21 | 1897 | 3 | 5 | 43 | 20 | 20 | 24 | 5 | 26 | 1 | 0 |
| 8 | D | Chris Tierney | 28 | 26 | 2379 | 2 | 5 | 22 | 10 | 15 | 13 | 0 | 57 | 4 | 0 |
| 80 | F | Fernando Cardenas | 27 | 9 | 1016 | 2 | 2 | 27 | 10 | 13 | 14 | 5 | 2 | 1 | 1 |
| 14 | F | Diego Fagundez | 20 | 8 | 770 | 2 | 2 | 18 | 9 | 6 | 6 | 4 | 2 | 0 | 0 |
| 23 | F | Blake Brettschneider | 17 | 10 | 892 | 2 | 1 | 17 | 9 | 10 | 11 | 10 | 0 | 0 | 0 |
| 27 | F | Jerry Bengtson | 13 | 10 | 942 | 2 | 0 | 22 | 8 | 15 | 17 | 9 | 0 | 1 | 0 |
| 5 | D | A.J. Soares | 30 | 30 | 2611 | 2 | 0 | 11 | 5 | 29 | 23 | 1 | 0 | 3 | 0 |
| 21 | M | *Shalrie Joseph | 18 | 15 | 1481 | 1 | 3 | 12 | 4 | 29 | 23 | 0 | 0 | 4 | 0 |
| 22 | M | Benny Feilhaber | 29 | 23 | 2147 | 1 | 2 | 42 | 16 | 30 | 70 | 1 | 32 | 5 | 1 |
| 13 | M | Ryan Guy | 23 | 20 | 1832 | 1 | 2 | 34 | 12 | 21 | 18 | 7 | 0 | 3 | 0 |
| 25 | D | Darrius Barnes | 13 | 11 | 1017 | 1 | 0 | 2 | 1 | 8 | 4 | 0 | 0 | 3 | 0 |
| 92 | F | Dimitry Imbongo | 9 | 4 | 382 | 1 | 0 | 15 | 3 | 16 | 18 | 5 | 0 | 2 | 0 |
| 9 | F | Jose Moreno | 7 | 5 | 376 | 1 | 0 | 10 | 7 | 4 | 4 | 4 | 0 | 1 | 0 |
| 30 | D | Kevin Alston | 31 | 31 | 2623 | 0 | 1 | 13 | 2 | 37 | 45 | 0 | 0 | 3 | 0 |
| 7 | M | Blair Gavin (TOT) | 11 | 5 | 398 | 0 | 1 | 3 | 2 | 1 | 2 | 1 | 3 | 0 | 0 |
| 7 | M | Blair Gavin (NE) | 2 | 1 | 88 | 0 | 0 | 0 | 0 | 1 | 0 | 0 | 0 | 0 | 0 |
| 2 | D | Florian Lechner | 9 | 7 | 599 | 0 | 1 | 5 | 0 | 4 | 12 | 0 | 0 | 0 | 0 |
| 26 | D | Stephen McCarthy | 28 | 27 | 2308 | 0 | 1 | 7 | 3 | 22 | 28 | 1 | 0 | 2 | 1 |
| 19 | M | Clyde Simms | 29 | 29 | 2303 | 0 | 1 | 14 | 4 | 16 | 7 | 1 | 0 | 2 | 0 |
| 4 | D | John Lozano | 2 | 2 | 155 | 0 | 0 | 0 | 0 | 3 | 2 | 0 | 0 | 1 | 0 |
| 17 | M | Sainey Nyassi | 1 | 0 | 11 | 0 | 0 | 0 | 0 | 0 | 0 | 0 | 0 | 0 | 0 |
| 3 | D | Tyler Polak | 1 | 0 | 30 | 0 | 0 | 0 | 0 | 0 | 2 | 0 | 0 | 0 | 0 |
| 99 | F | Alec Purdie | 5 | 1 | 123 | 0 | 0 | 1 | 1 | 0 | 4 | 0 | 0 | 0 | 0 |
| 1 | G | Matt Reis | 27 | 27 | 2430 | 0 | 0 | 1 | 0 | 0 | 5 | 0 | 0 | 0 | 0 |
| 32 | F | Bjorn Runstrom | 3 | 0 | 32 | 0 | 0 | 0 | 0 | 1 | 0 | 0 | 0 | 0 | 0 |
| 34 | G | Bobby Shuttleworth | 7 | 7 | 630 | 0 | 0 | 0 | 0 | 0 | 1 | 0 | 0 | 0 | 0 |
| 18 | M | Juan Toja | 5 | 0 | 148 | 0 | 0 | 3 | 1 | 7 | 10 | 0 | 0 | 1 | 0 |
| 15 | M | Jeremiah White | 2 | 0 | 31 | 0 | 0 | 1 | 0 | 2 | 0 | 0 | 0 | 0 | 0 |
| 40 | G | Tim Murray | 0 | 0 | 0 | 0 | 0 | 0 | 0 | 0 | 0 | 0 | 0 | 0 | 0 |
| 6 | F | Michael Roach | 0 | 0 | 0 | 0 | 0 | 0 | 0 | 0 | 0 | 0 | 0 | 0 | 0 |
| | | Own-goals received | | | | 2 | | | | | | | | | |
| | | Team totals | 34 | 34 | 3060 | 39 | 31 | 455 | 178 | 360 | 483 | 68 | 154 | 40 | 3 |
| | | Opponent totals | 34 | 34 | 3060 | 44 | 44 | 445 | 162 | 483 | 360 | 97 | 165 | 57 | 2 |

GAME-WINNING GOALS: Saer Sene 2, Chris Tierney 1, A.J. Soares 1, Kelyn Rowe 1, Lee Nguyen 1
Dimitry Imbongo 1, Diego Fagundez 1, Fernando Cardenas 1
GAME-WINNING ASSISTS: Chris Tierney 3, Saer Sene 1, Kelyn Rowe 1, Lee Nguyen 1, Shalrie Joseph 1
Benny Feilhaber 1, Diego Fagundez 1, Kevin Alston 1
PENALTY KICK GOALS/ATTEMPTS: Saer Sene 1-1, Lee Nguyen 1-1

NEW ENGLAND REVOLUTION INDIVIDUAL GOALKEEPING

| UNF | POS | GOALKEEPER | GP | GS | MIN | SHTS | SV | GA | GAA | PG | PA | W | L | T | SO |
|---|---|---|---|---|---|---|---|---|---|---|---|---|---|---|---|
| 34 | G | Bobby Shuttleworth | 7 | 7 | 630 | 29 | 23 | 5 | 0.71 | 0 | 0 | 3 | 3 | 1 | 3 |
| 1 | G | Matt Reis | 27 | 27 | 2430 | 133 | 92 | 39 | 1.44 | 3 | 3 | 6 | 14 | 7 | 6 |
| | | Team totals | 34 | 34 | 3060 | 162 | 115 | 44 | 1.29 | 3 | 3 | 9 | 17 | 8 | 9 |
| | | Opponent totals | 34 | 34 | 3060 | 178 | 139 | 39 | 1.15 | 2 | 2 | 17 | 9 | 8 | 12 |

* = Played with other teams in 2012. Only New England Revolution statistics listed here.

## NEW ENGLAND REVOLUTION 2012 SCHEDULE

| DAY | DATE | OPPONENT | RESULT | ATT. | W-L-T | POS. | PTS | NOTES: |
|---|---|---|---|---|---|---|---|---|
| Sat. | Mar. 10 | at San Jose | L 0-1 | 10,525 | 0-1-0 | T2 | 0 | SJ: Wondolowski (15) |
| Sat. | Mar. 17 | at Sporting KC | L 0-3 | 19,777 | 0-2-0 | T5 | 0 | KC: Zusi (28) Kamara (39) Sapong (47) |
| Sat. | Mar. 24 | Portland | W 1-0 | 12,925 | 1-2-0 | T4 | 3 | NE: Sene (1) |
| Sat. | Mar. 31 | at Los Angeles | W 3-1 | 21,324 | 2-2-0 | T2 | 6 | NE: Rowe (10) Tierney (13) Sene (65); LA: Keane (78) |
| Thu. | Apr. 5 | at FC Dallas | L 0-1 | 11,043 | 2-3-0 | T2 | 6 | DAL: Ihemelu (95+) |
| Sat. | Apr. 14 | D.C. United | L 1-2 | 10,389 | 2-4-0 | T4 | 6 | NE: Moreno (6); DC: Santos (19) Pontius (82) |
| Sat. | Apr. 28 | at New York | L 0-1 | 18,152 | 2-5-0 | 9 | 6 | NY: Henry (7) |
| Wed. | May 2 | Colorado | W 2-1 | 6,149 | 3-5-0 | 4 | 9 | NE: Sene (27) Cardenas (39); COL: Castrillon (21) |
| Sat. | May 5 | at Real Salt Lake | L 1-2 | 18,219 | 3-6-0 | 6 | 9 | NE: Brettschneider (22); RSL: Saborio (33,55) |
| Sat. | May 12 | Vancouver | W 4-1 | 12,112 | 4-6-0 | T5 | 12 | NE: Nguyen (6,72) Sene (24) Joseph (33); VAN: Hassli (5) |
| Sat. | May 19 | Houston | T 2-2 | 16,414 | 4-6-1 | T5 | 13 | NE: Sene (26,57); HOU: Bruin (32) Camargo (87) |
| Sat. | May 26 | at D.C. United | L 2-3 | 14,627 | 4-7-1 | 7 | 13 | NE: Sene (48) Soares (50); DC: McDonald (15) Jakovic (46+) Santos (61) |
| Sat. | June 2 | Chicago | W 2-0 | 12,523 | 5-7-1 | T6 | 16 | NE: Rowe (69) Feilhaber (73) |
| Sat. | June 16 | Columbus | T 0-0 | 12,218 | 5-7-2 | 7 | 17 | |
| Sat. | June 23 | at Toronto FC | T 2-2 | 18,877 | 5-7-3 | 7 | 18 | NE: Brettschneider (71) Tierney (94+); TOR: Koevermans (4) Johnson (42) |
| Sat. | June 30 | Seattle | T 2-2 | 15,264 | 5-7-4 | 7 | 19 | NE: Sene (12) Fagundez (94+); SEA: Johnson (23,35) |
| Sun. | July 8 | New York | W 2-0 | 14,373 | 6-7-4 | T6 | 22 | NE: Nguyen (24) Bengtson (84) |
| Sat. | July 14 | Toronto FC | L 0-1 | 12,180 | 6-8-4 | T6 | 22 | TOR: Silva (8) |
| Wed. | July 18 | at Montreal | L 1-2 | 15,615 | 6-9-4 | T7 | 22 | NE: Nguyen (44); MTL: Bernier (28) Nyassi (67) |
| Sat. | July 21 | at Sporting KC | T 0-0 | 19,080 | 6-9-5 | 8 | 23 | |
| Sun. | July 29 | at Philadelphia | L 1-2 | 18,598 | 6-10-5 | 8 | 23 | NE: Sene (12); PHI: Adu (59) McInerney (90) |
| Sat. | Aug. 4 | Sporting KC | L 0-1 | 17,592 | 6-11-5 | T8 | 23 | KC: Bunbury (20) |
| Sun. | Aug. 12 | Montreal | L 0-1 | 12,857 | 6-12-5 | T8 | 23 | MTL: Nyassi (61) |
| Sat. | Aug. 18 | at Chicago | L 1-2 | 17,495 | 6-13-5 | T8 | 23 | NE: Cardenas (11); CHI: Rolfe (5) MacDonald (25) |
| Sat. | Aug. 25 | at Columbus | L 3-4 | 13,651 | 6-14-5 | 9 | 23 | NE: Guy (17) Bengtson (23) Nguyen (81); CLB: Higuain (26,43) Arrieta (32,86) |
| Wed. | Aug. 29 | Chivas USA | T 3-3 | 10,945 | 6-14-6 | 9 | 24 | NE: Sene (4,21) own goal (11); CHV: Joseph (23,46+) Bolanos (47) |
| Sat. | Sept. 1 | Philadelphia | T 0-0 | 11,841 | 6-14-7 | 9 | 25 | |
| Wed. | Sept. 5 | Columbus | W 2-0 | 10,345 | 7-14-7 | 8 | 28 | NE: Imbongo (53) own goal (74) |
| Sat. | Sept. 15 | at D.C. United | L 1-2 | 15,104 | 7-15-7 | 8 | 28 | NE: Rowe (29); DC: Pontius (32) Neal (63) |
| Sat. | Sept. 22 | New York | T 1-1 | 24,364 | 7-15-8 | 8 | 29 | NE: Barnes (95+); NY: Lindpere (91+) |
| Sat. | Sept. 29 | at Houston | L 0-2 | 22,039 | 7-16-8 | 9 | 29 | HOU: R. Clark (77) Garcia (93+) |
| Sat. | Oct. 6 | at Philadelphia | L 0-1 | 17,079 | 7-17-8 | 9 | 29 | PHI: McInerney (73) |
| Sat. | Oct. 20 | Chicago | W 1-0 | 25,534 | 8-17-8 | 9 | 32 | NE: Fagundez (17) |
| Sat. | Oct. 27 | at Montreal | W 1-0 | 19,998 | 9-17-8 | 9 | 35 | NE: Soares (88) |

## NEW ENGLAND REVOLUTION – GAME-BY-GAME

| # | Player | 1 SJ 0-1 | 2 KC 0-3 | 3 POR 1-0 | 4 LA 3-1 | 5 DAL 0-1 | 6 DC 1-2 | 7 NY 0-1 | 8 COL 2-1 | 9 RSL 1-2 | 10 VAN 4-1 | 11 HOU 2-2 | 12 DC 2-3 | 13 CHI 2-0 | 14 CLB 0-0 | 15 TOR 2-2 | 16 SEA 2-2 | 17 NY 2-0 | 18 TOR 0-1 | 19 MTL 1-2 | 20 KC 0-0 | 21 PHI 1-2 | 22 KC 0-1 | 23 MTL 0-1 | 24 CHI 1-2 | 25 CLB 3-4 | 26 CHV 3-3 | 27 PHI 0-0 | 28 CLB 2-0 | 29 DC 1-2 | 30 NY 1-1 | 31 HOU 0-2 | 32 PHI 0-1 | 33 CHI 1-0 | 34 MTL 1-0 |
|---|---|---|---|---|---|---|---|---|---|---|---|---|---|---|---|---|---|---|---|---|---|---|---|---|---|---|---|---|---|---|---|---|---|---|---|
| 1 | Matt Reis | 90G | 90G | 90G | 90G | 90G | 90G | 90G | 90G | 90G | 90G | 90G | 90G | 90G | 90G | 90G | 90G | | | 90G | 90G | 90G | 90G | 90G | 90G | 90G | 90G | 90G | 90G | 90G | | | | | |
| 2 | Florian Lechner | | | | 45 | 90D | | | | | | | | | | 50 | 81D | | | | | | 45D | | | | | 90D | 90D | 73D | 35D | | | | | |
| 3 | Tyler Polak | 30 | | | | | | | | | | | | | | | | | | | | | | | | | | | | | | | | | |
| 4 | John Lozano | 90D | | | | | | | | 65D | | | | | | | | | | | | | | | | | | | | | | | | | |
| 5 | A.J. Soares | 60D | 90D | 90D | 90D | 90D | 90D | 90D | 90D | 79D | 90D | 90D | 90D | 90D | 90D | 90D | 90D | 90D | 90D | 90D | 90D | 71D | | 90D | 90D | 90D | 90D | | | | 90D | 90D | 61D | 90D | 90D |
| 6 | Michael Roach | | | | | | | | | | | | | | | | | | | | | | | | | | | | | | | | | | |
| 7 | Blair Gavin | | | | | | | | | | | | | | | | | | | | | | | | | | | | | | | | | 62M | 26 |
| 7 | Kenny Mansally | | | | | | | | | | | | | | | | | | | | | | | | | | | | | | | | | | |
| 8 | Chris Tierney | | 90D | 90D | 90D | 90D | 90D | 87D | 90D | 90D | 90D | 90D | 90D | 90D | 90D | 90D | 90D | 90D | 90D | 90D | 90M | 90D | 90D | 90D | 90D | 90D | 90D | | 17 | | | | | 25 | 90D |
| 9 | Jose Moreno | | | | | 11 | 79F | 75F | 68F | | | | 21 | 77F | 45F | | | | | | | | | | | | | | | | | | | | |
| 11 | Kelyn Rowe | 90M | 45M | 90M | 90M | 90M | 90M | 45M | | 59M | | | 25 | 26 | 27 | 90M | 26 | 89M | | 79M | 58M | 69M | 12 | 24 | 21 | 90M | 83M | 31 | 89M | 90M | 90M | 90M | 77M | 90M | 22 |
| 13 | Ryan Guy | 11 | 45 | 90M | 90F | 88F | 90M | | | | | 90M | 28M | | | | | | | 90M | 90F | 90M | 90M | 90M | 90M | 90M | 90M | 40 | 90M | 90M | 90M | | 90D | 90D | 90M |
| 14 | Diego Fagundez | | 33 | | | | | | | 11 | 18 | 16 | | | | 70F | 9 | 1 | 18 | | | | 17 | 10 | | 25 | 22 | 75F | 73F | 73F | 73F | 8 | 64F | 90F | 64F |
| 15 | Jeremiah White | | 29 | | | 2 | | | | | | | | | | | | | | | | | | | | | | | | | | | | | |
| 17 | Sainey Nyassi | | | | | | | | | | | | | | | | | | | 11 | | | | | | | | | | | | | | | |
| 18 | Juan Toja | | | | | | | | | | | | | | | | | | | | | | | | | | | | | 17 | 32 | 45 | 26 | 28 | |
| 19 | Clyde Simms | 79M | 90M | 90M | 90M | 79M | 90M | 90M | 90M | 90M | 90M | | | | | 63M | 64M | 90M | 90M | 65M | | 60M | 90M | 80M | 90M | 62M | 68M | 50M | 90M | 90M | 58M | 45M | 90M | 90M | 90M |
| 21 | Shalrie Joseph | 90M | 90M | 90D | 90M | 90M | | 90M | 90M | 90M | 90M | 90M | 90M | 90M | 90M | | 90M | 17 | 84 | | 90M | 30 | | | | | | | | | | | | | |
| 22 | Benny Feilhaber | 90M | 61M | | | | 35 | 45 | 90M | 90M | 90M | 77M | 90M | 90M | 90M | 90M | 90M | 73M | 90M | 90M | 90M | 90M | 78M | 66M | 45 | 80M | 25 | 90M | | 17 | 17 | 90M | 88M | | 90M |
| 23 | Blake Brettschneider | 90F | | 90F | | | | | | 90F | 85F | 90F | 69F | 13 | 45 | 27 | 71F | 60F | 45F | 25 | 12 | | | | 57F | | | | 11 | | | 12 | | | |
| 24 | Lee Nguyen | 21 | 90M | 90M | 90M | 90M | 55M | 90M | 22 | 90M | 80M | 90M | 65M | 90M | 90M | 90M | 90M | 90M | 90M | 90M | 90M | 90M | 90M | 90M | 45M | 28 | 90M | 90M | 90M | 90M | 90M | | | | |
| 25 | Darrius Barnes | | | | | | | | 48 | | | | | | | | | | | 90D | 58D | 19 | 90D | | | | | 90D | 90D | 90D | 90D | 82D | 90D | 90D | 90D |
| 26 | Stephen McCarthy | 90D | 14D | | 85D | 90D | 90D | 90D | 90D | | 90D | 90D | 90D | 90D | 90D | 90D | 90D | 90D | 6D | | 78D | 90D | 90D | 90D | 90D | 90D | 90D | 90D | 90D | 90D | 55 | 90D | | | |
| 27 | Jerry Bengtson | | | | | | | | | | | | | | | | | 30 | 45 | | | | | 62F | 33 | 90F | 90F | 90F | | 61F | 90F | 90F | 90F | 90F | 81F |
| 30 | Kevin Alston | 90D | 90D | 70D | 45D | | 86D | 90D | 42D | 90D | 90D | 90D | 90D | 90D | 90D | 40D | | 90D | 90D | 90D | 90D | 90D | | 90D | 90D | 90D | 90D | 90D | 90D | 90D | 90D | 90D | 90D | 90D | 90D |
| 32 | Bjorn Runstrom | | | | | | 11 | 15 | 6 | | | | | | | | | | | | | | | | | | | | | | | | | | |
| 33 | Zak Boggs | | | | | | | | | | | | | | | | | | | | | | | | | | | | | | | | | | |
| 34 | Bobby Shuttleworth | | | | | | | | | | | | | | | | | 90G | 90G | | | | | | | | | | | | 90G | 90G | 90G | 90G | 90G |
| 39 | Saer Sene | | 57F | 70F | 70F | 65F | 90F | 90F | 90F | 25 | 72F | 74F | 90F | 90F | 90F | 90F | 90F | 90F | 90M | 79F | 32 | 90F | 90M | 90F | 90F | 65F | 65F | | | | | | | | |
| 40 | Tim Murray | | | | | | | | | | | | | | | | | | | | | | | | | | | | | | | | | | |
| 80 | Fernando Cardenas | 69F | | 20 | 20 | 25 | 4 | | 84M | 22 | 10 | 13 | 62 | 64M | 63M | 20 | 19 | | 72M | 11 | 32 | | 45 | 28 | 69M | 10 | 7 | 59M | 1 | | | 90M | 29 | | 68M |
| 92 | Dimitry Imbongo | | | | | | | | | | | | | | | | | | | | | 21 | 73F | | | | | 15 | 79F | 29 | | 78F | 13 | 65F | 9 |
| 99 | Alec Purdie | | | 20 | 5 | | | 3 | | | 5 | | | | | | | | | | | | | | | | | | | | | | 90M | | |

"00" = minutes played
F/M/D/G = starting position

Played for other teams:
Blair Gavin played 310 minutes for CHV

## NEW ENGLAND REVOLUTION – GAME-BY-GAME LOG

| | | | | |
|---|---|---|---|---|
| Game #1 | 03/10/2012 | NE 0 at SJ 1 | L | |
| Game #2 | 03/17/2012 | NE 0 at KC 3 | L | |
| Game #3 | 03/24/2012 | NE 1 vs POR 0 | W | Sene 1 (Tierney 1) 1 |
| Game #4 | 03/31/2012 | NE 3 at LA 1 | W | Rowe 1 (Joseph 1) 10; Tierney 1 (Alston 1, Joseph 2) 13; Sene 2 (Guy 1) 65 |
| Game #5 | 04/05/2012 | NE 0 at DAL 1 | L | |
| Game #6 | 04/14/2012 | NE 1 vs DC 2 | L | Moreno 1 (Sene 1, Nguyen 1) 6 |
| Game #7 | 04/28/2012 | NE 0 at NY 1 | L | |
| Game #8 | 05/02/2012 | NE 2 vs COL 1 | W | Sene 3 (McCarthy 1, Simms 1) 27; Cardenas 1 (Sene 2) 39 |
| Game #9 | 05/05/2012 | NE 1 at RSL 2 | L | Brettschneider 1 (Joseph 3) 22 |
| Game #10 | 05/12/2012 | NE 4 vs VAN 1 | W | Nguyen 1 (unassisted) 6; Sene 4 (Nguyen 2) 24; Joseph 1 (unassisted) 33; Nguyen 2 (Tierney 2) 72 |
| Game #11 | 05/19/2012 | NE 2 vs HOU 2 | T | Sene 5 (penalty kick) 26; Sene 6 (unassisted) 57 |
| Game #12 | 05/26/2012 | NE 2 at DC 3 | L | Sene 7 (unassisted) 48; Soares 1 (Tierney 3) 50 |
| Game #13 | 06/02/2012 | NE 2 vs CHI 0 | W | Rowe 2 (Feilhaber 1) 69; Feilhaber 1 (Rowe 1) 73 |
| Game #14 | 06/16/2012 | NE 0 vs CLB 0 | T | |
| Game #15 | 06/23/2012 | NE 2 at TOR 2 | T | Brettschneider 2 (unassisted) 71; Tierney 2 (Lechner 1, Cardenas 1) 94+ |
| Game #16 | 06/30/2012 | NE 2 vs SEA 2 | T | Sene 8 (Brettschneider 1) 12; Fagundez 1 (Cardenas 2) 94+ |
| Game #17 | 07/08/2012 | NE 2 vs NY 0 | W | Nguyen 3 (Tierney 4) 24; Bengtson 1 (unassisted) 84 |
| Game #18 | 07/14/2012 | NE 0 vs TOR 1 | L | |
| Game #19 | 07/18/2012 | NE 1 at MTL 2 | L | Nguyen 4 (Rowe 2) 44 |
| Game #20 | 07/21/2012 | NE 0 at KC 0 | T | |
| Game #21 | 07/29/2012 | NE 1 at PHI 2 | L | Sene 9 (Rowe 3) 12 |
| Game #22 | 08/04/2012 | NE 0 vs KC 1 | L | |
| Game #23 | 08/12/2012 | NE 0 vs MTL 1 | L | |
| Game #24 | 08/18/2012 | NE 1 at CHI 2 | L | Cardenas 2 (unassisted) 11 |
| Game #25 | 08/25/2012 | NE 3 at CLB 4 | L | Guy 1 (Sene 3) 17; Bengtson 2 (Feilhaber 2) 23; Nguyen 5 (penalty kick) 81 |
| Game #26 | 08/29/2012 | NE 3 vs CHV 3 | T | Sene 10 (unassisted) 4; own goal (McKenzie) 11; Sene 11 (unassisted) 21 |
| Game #27 | 09/01/2012 | NE 0 vs PHI 0 | T | |
| Game #28 | 09/05/2012 | NE 2 vs CLB 0 | W | Imbongo 1 (Fagundez 1) 53; own goal (Marshall) 74 |
| Game #29 | 09/15/2012 | NE 1 at DC 2 | L | Rowe 3 (Fagundez 2) 29 |
| Game #30 | 09/22/2012 | NE 1 vs NY 1 | T | Barnes 1 (Guy 2, Rowe 4) 95+ |
| Game #31 | 09/29/2012 | NE 0 at HOU 2 | L | |
| Game #32 | 10/06/2012 | NE 0 at PHI 1 | L | |
| Game #33 | 10/20/2012 | NE 1 vs CHI 0 | W | Fagundez 2 (Rowe 5) 17 |
| Game #34 | 10/27/2012 | NE 1 at MTL 0 | W | Soares 2 (Tierney 5) 88 |

## NEW ENGLAND REVOLUTION –CUP COMPETITIONS – GAME-BY-GAME

| # | Player | U.S. OPEN CUP 3R HBRG 3-3 |
|---|---|---|
| 1 | Matt Reis | |
| 2 | Florian Lechner | |
| 3 | Tyler Polak | 120D |
| 4 | John Lozano | 120D |
| 5 | A.J. Soares | |
| 6 | Michael Roach | 120M |
| 7 | Kenny Mansally | |
| 8 | Chris Tierney | |
| 9 | Jose Moreno | 70F |
| 11 | Kelyn Rowe | 120M |
| 13 | Ryan Guy | |
| 14 | Diego Fagundez | 120F |
| 15 | Jeremiah White | 63M |
| 17 | Sainey Nyassi | |
| 19 | Clyde Simms | |
| 21 | Shalrie Joseph | |
| 22 | Benny Feilhaber | 41 |
| 23 | Blake Brettschneider | 50 |
| 24 | Lee Nguyen | 57 |
| 25 | Darrius Barnes | 120D |
| 26 | Stephen McCarthy | |
| 30 | Kevin Alston | |
| 32 | Bjorn Runstrom | |
| 33 | Zak Boggs | |
| 34 | Bobby Shuttleworth | 120G |
| 39 | Saer Sene | |
| 40 | Tim Murray | |
| 80 | Fernando Cardenas | 79M |
| 99 | Alec Purdie | 120D |

U.S. OPEN CUP
3R 05/29/2012 NE 3 at HARBRG 3 T (3-4 pens) Rowe (Nguyen) 95; Nguyen (penalty kick) 100; Feilhaber (Brettschneider) 103

## PHILADELPHIA UNION PLAYOFF HISTORY

| vs. Team | No. of Series | Series W-L | GP | W-L-T | OT | ShO | GF | GA | Last Mtg. | Round | Series Result |
|---|---|---|---|---|---|---|---|---|---|---|---|
| Houston | 1 | 0-1 | 2 | 0-2-0 | 0-0-0 | 0-0 | 1 | 3 | 2011 | Quarterfinals | Lost 2 games to 0 |
| TOTALS | 1 | 0-1 | 2 | 0-2-0 | 0-0-0 | 0-0 | 1 | 3 | | | |

## PHILADELPHIA UNION - ALL-TIME POSTSEASON RESULTS

| DATE | OPPONENT | RESULT | ATT. | W-L-T | RD. | NOTES: |
|---|---|---|---|---|---|---|
| 10/30/2011 | Houston | L 1-2 | 18,539 | 0-1-0 | QTR | PHI: Le Toux (7); HOU: Hainault (5) Carr (30) |
| 11/03/2011 | at Houston | L 0-1 | 24,749 | 0-2-0 | QTR | HOU: Ching (45) |

## 2012 PHILADELPHIA UNION STATISTICS (10-18-6, 36 pts.)

| UNF | POS | PLAYER | GP | GS | MIN | G | A | SHT | SOG | FC | FS | OFF | CK | C | E |
|---|---|---|---|---|---|---|---|---|---|---|---|---|---|---|---|
| 9 | F | Jack McInerney | 25 | 18 | 1630 | 8 | 3 | 42 | 19 | 24 | 16 | 29 | 2 | 4 | 1 |
| 6 | M | Gabriel Gomez | 24 | 18 | 1578 | 6 | 0 | 30 | 9 | 36 | 24 | 2 | 7 | 5 | 0 |
| 23 | F | *Lionard Pajoy | 20 | 16 | 1490 | 5 | 2 | 36 | 11 | 20 | 20 | 15 | 0 | 4 | 0 |
| 11 | M | Freddy Adu | 24 | 20 | 1468 | 5 | 1 | 33 | 13 | 24 | 28 | 3 | 65 | 2 | 1 |
| 29 | F | Antoine Hoppenot | 25 | 3 | 817 | 4 | 1 | 18 | 8 | 14 | 25 | 18 | 0 | 2 | 0 |
| 44 | M | Danny Cruz (TOT) | 28 | 24 | 1868 | 2 | 4 | 39 | 10 | 30 | 40 | 4 | 7 | 2 | 0 |
| 44 | M | Danny Cruz (PHI) | 12 | 12 | 899 | 1 | 1 | 23 | 6 | 10 | 18 | 2 | 7 | 0 | 0 |
| 2 | D | Carlos Valdes | 33 | 33 | 2923 | 2 | 0 | 24 | 5 | 36 | 34 | 1 | 1 | 4 | 0 |
| 21 | M | Michael Farfan | 32 | 31 | 2802 | 1 | 5 | 54 | 15 | 74 | 64 | 2 | 39 | 7 | 0 |
| 25 | D | Sheanon Williams | 28 | 28 | 2486 | 1 | 2 | 14 | 6 | 26 | 32 | 2 | 1 | 5 | 1 |
| 7 | M | Brian Carroll | 33 | 32 | 2898 | 1 | 1 | 20 | 4 | 37 | 15 | 0 | 2 | 4 | 0 |
| 26 | M | Keon Daniel | 22 | 17 | 1517 | 1 | 1 | 20 | 4 | 19 | 22 | 0 | 30 | 0 | 1 |
| 17 | F | Josue Martinez | 18 | 6 | 594 | 1 | 0 | 14 | 6 | 15 | 7 | 9 | 0 | 1 | 0 |
| 8 | M | Roger Torres | 10 | 1 | 181 | 0 | 2 | 0 | 0 | 8 | 5 | 0 | 13 | 2 | 0 |
| 15 | D | Gabriel Farfan | 23 | 22 | 1960 | 0 | 1 | 6 | 1 | 34 | 32 | 2 | 3 | 5 | 1 |
| 28 | D | Raymon Gaddis | 18 | 17 | 1475 | 0 | 1 | 2 | 0 | 19 | 9 | 1 | 0 | 2 | 0 |
| 10 | F | *Danny Mwanga | 9 | 5 | 458 | 0 | 1 | 5 | 2 | 4 | 4 | 2 | 0 | 0 | 0 |
| 14 | D | Amobi Okugo | 27 | 24 | 2230 | 0 | 1 | 16 | 2 | 24 | 24 | 2 | 0 | 3 | 0 |
| 3 | D | Chris Albright | 8 | 3 | 246 | 0 | 0 | 1 | 1 | 4 | 3 | 0 | 0 | 0 | 0 |
| 4 | D | *Danny Califf | 4 | 4 | 360 | 0 | 0 | 1 | 0 | 3 | 2 | 0 | 0 | 0 | 0 |
| 32 | G | Chase Harrison | 1 | 1 | 90 | 0 | 0 | 0 | 0 | 0 | 1 | 0 | 0 | 1 | 0 |
| 38 | M | Kai Herdling | 4 | 3 | 212 | 0 | 0 | 6 | 0 | 7 | 8 | 0 | 1 | 0 | 0 |
| 31 | F | Cristhian Hernandez | 2 | 0 | 26 | 0 | 0 | 1 | 0 | 0 | 0 | 0 | 0 | 0 | 0 |
| 12 | F | Chandler Hoffman | 7 | 2 | 204 | 0 | 0 | 2 | 0 | 1 | 1 | 1 | 0 | 0 | 0 |
| 1 | G | Chris Konopka | 1 | 1 | 90 | 0 | 0 | 0 | 0 | 0 | 0 | 0 | 0 | 0 | 0 |
| 13 | M | Michael Lahoud (TOT) | 24 | 19 | 1601 | 0 | 0 | 8 | 0 | 22 | 17 | 1 | 0 | 4 | 0 |
| 13 | M | Michael Lahoud (PHI) | 22 | 19 | 1547 | 0 | 0 | 8 | 0 | 21 | 15 | 1 | 0 | 4 | 0 |
| 24 | D | Porfirio Lopez | 5 | 4 | 327 | 0 | 0 | 0 | 0 | 4 | 1 | 0 | 0 | 0 | 0 |
| 18 | G | Zac MacMath | 32 | 32 | 2880 | 0 | 0 | 0 | 0 | 0 | 6 | 0 | 0 | 2 | 0 |
| 20 | M | Jimmy McLaughlin | 1 | 0 | 17 | 0 | 0 | 0 | 0 | 0 | 0 | 0 | 0 | 0 | 0 |
| 16 | F | Jorge Perlaza (TOT) | 12 | 7 | 562 | 0 | 0 | 8 | 2 | 5 | 7 | 13 | 0 | 0 | 0 |
| 16 | F | *Jorge Perlaza | 2 | 1 | 72 | 0 | 0 | 1 | 0 | 0 | 0 | 1 | 0 | 0 | 0 |
| 27 | M | Zach Pfeffer | 1 | 0 | 4 | 0 | 0 | 0 | 0 | 0 | 0 | 0 | 0 | 0 | 0 |
| 4 | D | Bakary Soumare | 1 | 1 | 90 | 0 | 0 | 0 | 0 | 0 | 1 | 0 | 0 | 0 | 0 |
| 5 | M | Greg Jordan | 0 | 0 | 0 | 0 | 0 | 0 | 0 | 0 | 0 | 0 | 0 | 0 | 0 |
| 30 | F | Krystian Witkowski | 0 | 0 | 0 | 0 | 0 | 0 | 0 | 0 | 0 | 0 | 0 | 0 | 0 |
| | | Own-goals received | | | | 1 | | | | | | | | | |
| | | Team totals | 34 | 34 | 3060 | 37 | 23 | 377 | 112 | 464 | 435 | 93 | 172 | 57 | 5 |
| | | Opponent totals | 34 | 34 | 3060 | 45 | 48 | 438 | 149 | 436 | 464 | 75 | 154 | 47 | 7 |

GAME-WINNING GOALS: Jack McInerney 3, Gabriel Gomez 3, Freddy Adu 2, Carlos Valdes 1
Michael Farfan 1
GAME-WINNING ASSISTS: Lionard Pajoy 2, Jack McInerney 2, Sheanon Williams 1, Raymon Gaddis 1
Michael Farfan 1, Keon Daniel 1
PENALTY KICK GOALS/ATTEMPTS: Freddy Adu 2-2, Lionard Pajoy 1-1, Gabriel Gomez 1-1, Michael Farfan 0-1
Danny Cruz 1-1

PHILADELPHIA UNION INDIVIDUAL GOALKEEPING

| UNF | POS | GOALKEEPER | GP | GS | MIN | SHTS | SV | GA | GAA | PG | PA | W | L | T | SO |
|---|---|---|---|---|---|---|---|---|---|---|---|---|---|---|---|
| 32 | G | Chase Harrison | 1 | 1 | 90 | 3 | 2 | 1 | 1.00 | 0 | 0 | 0 | 0 | 1 | 0 |
| 1 | G | Chris Konopka | 1 | 1 | 90 | 7 | 6 | 1 | 1.00 | 0 | 0 | 0 | 1 | 0 | 0 |
| 18 | G | Zac MacMath | 32 | 32 | 2880 | 139 | 93 | 43 | 1.34 | 3 | 4 | 10 | 17 | 5 | 8 |
| | | Team totals | 34 | 34 | 3060 | 149 | 101 | 45 | 1.32 | 3 | 4 | 10 | 18 | 6 | 8 |
| | | Opponent totals | 34 | 34 | 3060 | 112 | 76 | 37 | 1.09 | 5 | 6 | 18 | 10 | 6 | 11 |

* = Played with other teams in 2012. Only Philadelphia Union statistics listed here.

## PHILADELPHIA UNION 2012 SCHEDULE - REGULAR SEASON TOTALS

| DAY | DATE | OPPONENT | RESULT | ATT. | W-L-T | POS. | PTS | NOTES: |
|---|---|---|---|---|---|---|---|---|
| Mon. | Mar. 12 | at Portland | L 1-3 | 20,438 | 0-1-0 | T3 | 0 | PHI: Gomez (51); POR: Jean-Baptiste (54) Boyd (66) Alhassan (76) |
| Sun. | Mar. 18 | Colorado | L 1-2 | 19,074 | 0-2-0 | T5 | 0 | PHI: Pajoy (67); COL: Castrillon (56) Cascio (62) |
| Sat. | Mar. 24 | at Chicago | L 0-1 | 18,075 | 0-3-0 | T8 | 0 | CHI: Oduro (28) |
| Sat. | Mar. 31 | Vancouver | T 0-0 | 17,189 | 0-3-1 | T8 | 1 | |
| Sat. | Apr. 14 | Columbus | W 1-0 | 18,526 | 1-3-1 | T7 | 4 | PHI: Gomez (38) |
| Sat. | Apr. 21 | at Chivas USA | W 1-0 | 14,127 | 2-3-1 | T6 | 7 | PHI: Adu (40) |
| Sat. | Apr. 28 | San Jose | L 1-2 | 18,581 | 2-4-1 | T7 | 7 | PHI: Gomez (83); SJ: Lenhart (76,93+) |
| Sat. | May 5 | at Seattle | L 0-1 | 38,399 | 2-5-1 | 9 | 7 | SEA: Rosales (63) |
| Sun. | May 13 | New York | L 2-3 | 18,193 | 2-6-1 | 9 | 7 | PHI: Pajoy (31,46); NY: Lindpere (17) Holgersson (68) Cooper (78) |
| Sat. | May 19 | at FC Dallas | T 1-1 | 13,272 | 2-6-2 | 9 | 8 | PHI: Gomez (56); DAL: B. Perez (7) |
| Sat. | May 26 | at Toronto FC | L 0-1 | 18,227 | 2-7-2 | 9 | 8 | TOR: Koevermans (88) |
| Sat. | June 16 | D.C. United | L 0-1 | 18,876 | 2-8-2 | 9 | 8 | DC: Pontius (78) |
| Sat. | June 23 | Sporting KC | W 4-0 | 18,207 | 3-8-2 | 9 | 11 | PHI: McInerney (0:59,42) Pajoy (81) Hoppenot (87) |
| Sat. | June 30 | at Houston | L 1-2 | 19,806 | 3-9-2 | 9 | 11 | PHI: Daniel (46); HOU: Davis (19) Ching (83) |
| Wed. | July 4 | at Los Angeles | W 2-1 | 27,000 | 4-9-2 | 9 | 14 | PHI: McInerney (46+) M. Farfan (95+); LA: Barrett (73) |
| Sun. | July 8 | Toronto FC | W 3-0 | 18,393 | 5-9-2 | 9 | 17 | PHI: Gomez (34) Adu (36) Hoppenot (78) |
| Sat. | July 14 | Montreal | W 2-1 | 18,544 | 6-9-2 | 9 | 20 | PHI: Pajoy (82) Valdes (91+); MTL: own goal (89) |
| Sat. | July 21 | at New York | L 0-2 | 21,842 | 6-10-2 | 8 | 20 | NY: Cooper (43,58) |
| Sun. | July 29 | New England | W 2-1 | 18,598 | 7-10-2 | T8 | 23 | PHI: Adu (59) McInerney (90); NE: Sene (12) |
| Sat. | Aug. 4 | at Montreal | L 0-2 | 18,535 | 7-11-2 | 8 | 23 | MTL: Wenger (44) Martins (78) |
| Sun. | Aug. 12 | Chicago | L 1-3 | 18,412 | 7-12-2 | T8 | 23 | PHI: own goal (34); CHI: Rolfe (43,56) Friedrich (47+) |
| Sun. | Aug. 19 | at D.C. United | T 1-1 | 12,312 | 7-12-3 | 8 | 24 | PHI: Carroll (8); DC: own goal (71) |
| Fri. | Aug. 24 | Real Salt Lake | T 0-0 | 18,441 | 7-12-4 | 8 | 25 | |
| Wed. | Aug. 29 | Columbus | L 1-2 | 16,568 | 7-13-4 | 8 | 25 | PHI: Valdes (29); CLB: Williams (41) Gaven (95+) |
| Sat. | Sept. 1 | at New England | T 0-0 | 11,841 | 7-13-5 | 8 | 26 | |
| Sat. | Sept. 15 | at Toronto FC | T 1-1 | 15,669 | 7-13-6 | 9 | 27 | PHI: Williams (85); TOR: Hassli (58) |
| Thu. | Sept. 20 | D.C. United | L 0-1 | 16,024 | 7-14-6 | 9 | 27 | DC: Pajoy (67) |
| Sun. | Sept. 23 | Houston | W 3-1 | 17,666 | 8-14-6 | 8 | 30 | PHI: Adu (28,50) Martinez (70); HOU: Garcia (44) |
| Sat. | Sept. 29 | at Columbus | L 2-3 | 14,673 | 8-15-6 | 8 | 30 | PHI: Cruz (65) McInerney (86); CLB: Arrieta (44,50+) Mirosevic (87) |
| Wed. | Oct. 3 | at Chicago | W 3-1 | 16,375 | 9-15-6 | 8 | 33 | PHI: McInerney (7) Gomez (67) Hoppenot (87); CHI: Oduro (69) |
| Sat. | Oct. 6 | New England | W 1-0 | 17,079 | 10-15-6 | 8 | 36 | PHI: McInerney (73) |
| Sat. | Oct. 20 | at Houston | L 1-3 | 22,039 | 10-16-6 | 8 | 36 | PHI: McInerney (19); HOU: Kandji (5) Garcia (71) Davis (75) |
| Wed. | Oct. 24 | at Sporting KC | L 1-2 | 19,428 | 10-17-6 | 0 | 36 | PHI: Hoppenot (53); KC: Peterson (40) Sapong (82) |
| Sat. | Oct. 27 | New York | L 0-3 | 18,533 | 10-18-6 | 8 | 36 | NY: Cooper (13,66) Henry (35) |

## PHILADELPHIA UNION – GAME-BY-GAME

| # | Player | 1 POR 1-3 | 2 COL 1-2 | 3 CHI 0-1 | 4 VAN 0-0 | 5 CLB 1-0 | 6 CHV 1-0 | 7 SJ 1-2 | 8 SEA 0-1 | 9 NY 2-3 | 10 DAL 1-1 | 11 TOR 0-1 | 12 DC 0-1 | 13 KC 4-0 | 14 HOU 1-2 | 15 LA 2-1 | 16 TOR 3-0 | 17 MTL 2-1 | 18 NY 0-2 | 19 NE 2-1 | 20 MTL 0-2 | 21 CHI 1-3 | 22 DC 1-1 | 23 RSL 0-0 | 24 CLB 1-2 | 25 NE 0-0 | 26 TOR 1-1 | 27 DC 0-1 | 28 HOU 3-1 | 29 CLB 2-3 | 30 CHI 3-1 | 31 NE 1-0 | 32 HOU 1-3 | 33 KC 1-2 | 34 NY 0-3 |
|---|---|---|---|---|---|---|---|---|---|---|---|---|---|---|---|---|---|---|---|---|---|---|---|---|---|---|---|---|---|---|---|---|---|---|---|
| 1 | Chris Konopka | | | | | | | | | | | 90G | | | | | | | | | | | | | | | | | | | | | | | |
| 2 | Carlos Valdes | 90D | 90D | 90D | 90D | 90D | 90D | 90D | 90D | 90D | 78D | 90D | 90D | 90D | 90D | 90D | 90D | 90D | 90D | 90D | 90D | | 90D | 90D | 55D | 90D | 90D | 90D | 90D | 90D | 90D | 90D | 90D | 90D | 90D |
| 3 | Chris Albright | | 63D | 80D | | | 9 | | | | | | | | | | 1 | | | | | | | | | | | | 9 | | 12 | 9 | | | 63D |
| 4 | Danny Califf | 90D | | | 90D | | | 90D | 90D | | | | | | | | | | | | | | | | | | | | | | | | | | |
| 4 | Bakary Soumare | | | | | | | | | | | | | | | | | | | | | 90D | | | | | | | | | | | | | |
| 5 | Greg Jordan | | | | | | | | | | | | | | | | | | | | | | | | | | | | | | | | | | |
| 6 | Gabriel Gomez | 90M | 90D | 90D | 90M | 71M | 71M | 90M | 83M | 84M | 58M | | | | 75M | 29 | 90M | 24 | 31 | 59M | 10 | | | 82M | 90M | | | 77M | | | 46 | 71M | 32 | 45M | |
| 7 | Brian Carroll | 90M | 79M | 90M | 90M | 90M | 90M | | 29 | 90M | 90M | 90M | 90M | 90M | 90M | 90M | 90M | 90M | 90M | 90M | 90M | 90M | 90M | 90M | 90M | 90M | 90M | 90M | 90M | 90M | 90M | 90M | 90M | 90M | 90M |
| 8 | Roger Torres | | 27 | 45M | | | | | | | | | | | | | 7 | | 18 | | | | 10 | | | | 7 | | | 9 | | 19 | 12 | | 27 |
| 9 | Jack McInerney | 16 | | 10 | 39 | | 1 | 27 | | | | | 74F | 73F | | 90F | 65F | 90F | 90F | 90F | 69F | | 80F | 90F | 77F | 23 | 90F | 90F | | 24 | 71F | 81F | 90F | 90F | 90F |
| 10 | Danny Mwanga | 30 | 90M | 65F | 4 | | | 15 | 14 | 67F | 90F | 83F | | | | | | | | | | | | | | | | | | | | | | | |
| 11 | Freddy Adu | 74M | | | | 62F | 81M | 90M | 90M | 43M | | 90M | 90M | 59M | 7 | 71M | 90M | 45M | | 82M | 80M | 45M | 69M | 8 | 13 | 80M | 71M | 13 | 57M | | | | 58M | | |
| 12 | Chandler Hoffman | | | | 51F | | | | | 13 | | | 16 | | | | | | | | | 69F | | | | | 29 | 20 | | | | | | 6 | |
| 13 | Michael Lahoud | | | | | | | | | | 55M | 53 | 90M | 90M | 15 | 61M | | 66M | 59M | 31 | 56M | | 90M | 90M | 90M | 90M | 61M | | 90M | 90M | 90M | 61M | 90M | 84D | 45M |
| 14 | Amobi Okugo | | | | | 19 | 19 | 90M | | | 32 | | 90D | 90D | 90D | 90D | 90D | 90D | 90D | 90D | 90D | 90D | 90D | 90D | 90D | 90D | 90D | 90D | 90D | 90D | 90D | 90D | 90D | 90D | 90D |
| 15 | Gabriel Farfan | | | 45 | 90M | 90D | 85D | | | | | 90D | 82D | 90D | 90D | 90D | 89D | 90D | 90D | 90D | 90D | 90M | 90D | 90D | 90D | 90D | 83D | 70D | | 66M | | 90D | | | |
| 16 | Jorge Perlaza | | | | | | | | | | | | 8 | | 64F | | | | | | | | | | | | | | | | | | | | |
| 17 | Josue Martinez | 60M | 11 | 25 | | 28 | | | 7 | 6 | 35 | 7 | 62M | | | | | 60M | 60M | 8 | 17 | 21 | | | | 7 | | 33 | 90F | 57F | | | | | |
| 18 | Zac MacMath | 90G | 90G | 90G | 90G | 90G | 90G | 90G | 90G | 90G | | | 90G | 90G | 90G | 90G | 90G | 90G | 90G | 90G | 90G | 90G | 90G | 90G | 90G | 90G | 90G | 90G | 90G | 90G | 90G | 90G | 90G | 90G | 90G |
| 20 | Jimmy McLaughlin | | | | | | | | | | | | | | | | | | | | | | | | | | | | | | | | | 17 | |
| 21 | Michael Farfan | 79M | 90M | 90M | 45 | 90M | 89M | 90M | 76M | 90D | 90D | 90M | 90M | 90M | 90M | 90M | 83M | | 90M | 90M | 90M | 90M | 90M | 90M | 90M | 90M | 90M | | 90M | 90M | 90M | 90M | 90M | 90M | 90M |
| 23 | Lionard Pajoy | 90F | 90F | 90F | 90F | 89F | 90F | 75F | 90F | 90F | 90F | 90F | | 90F | 90F | 15 | 90M | 45 | 72M | 12 | 73M | 29 | | | | | | | | | | | | | |
| 24 | Porfirio Lopez | 90D | 90D | 90D | 45D | | | | | | 12 | | | | | | | | | | | | | | | | | | | | | | | | |
| 25 | Sheanon Williams | 90D | 90M | | 90D | 90D | 90D | 90D | 90D | 90D | 90D | 90D | 90D | | 83D | 90D | 90D | 90D | 90D | 90D | 90D | 90D | 89D | | 90D | 90D | 90D | 90D | 90D | 90D | 90D | | 64D | | |
| 26 | Keon Daniel | 11 | 72M | 90M | 86M | 90M | 75M | | 90M | 77M | 90M | | | 17 | 90M | 75M | | 90M | | | | 90M | 21 | | | 10 | | 90M | 9 | | 78M | 90M | | 90M | 86M |
| 27 | Zach Pfeffer | | | | | | | | | | | | | | | | | | | | | | | | | | | | | | | | | | 4 |
| 28 | Raymon Gaddis | | | | | 90D | 90D | 82D | 90D | 90D | 90D | 37D | | 90D | | | | | | | | 61D | | 90D | 35 | | | | 90D | 90D | 90D | 90D | 90D | 90D | 90D |
| 29 | Antoine Hoppenot | | | | | 1 | | | | | | 25 | 28 | 31 | 26 | 19 | 25 | 30 | 30 | 78M | 34 | 45 | 33 | 19 | 29 | 67F | 19 | 57M | 24 | 33 | 19 | 29 | 26 | 45 | 45 |
| 30 | Krystian Witkowski | | | | | | | | | | | | | | | | | | | | | | | | | | | | | | | | | | |
| 31 | Cristhian Hernandez | | 18 | | | | | 8 | | | | | | | | | | | | | | | | | | | | | | | | | | | |
| 32 | Chase Harrison | | | | | | | | | | 90G | | | | | | | | | | | | | | | | | | | | | | | | |
| 38 | Kai Herdling | | | | | | | 63M | 61F | 23 | | 65M | | | | | | | | | | | | | | | | | | | | | | | |
| 44 | Danny Cruz | | | | | | | | | | | | | | | | | | | | | | 57M | 71M | 61M | 83M | 90M | 90M | 81M | 81M | 44M | | 78M | 73M | 90M |

"00" = minutes played
F/M/D/G = starting position

Played for other teams:
Jorge Perlaza played 490 minutes for POR
Danny Cruz played 969 minutes for DC

## PHILADELPHIA UNION – GAME-BY-GAME LOG

| | | | | |
|---|---|---|---|---|
| Game #1 | 03/12/2012 | PHI 1 at POR 3 | L | Gomez 1 (free kick) 51 |
| Game #2 | 03/18/2012 | PHI 1 vs COL 2 | L | Pajoy 1 (Torres 1) 67 |
| Game #3 | 03/24/2012 | PHI 0 at CHI 1 | L | |
| Game #4 | 03/31/2012 | PHI 0 vs VAN 0 | T | |
| Game #5 | 04/14/2012 | PHI 1 vs CLB 0 | W | Gomez 2 (penalty kick) 38 |
| Game #6 | 04/21/2012 | PHI 1 at CHV 0 | W | Adu 1 (unassisted) 40 |
| Game #7 | 04/28/2012 | PHI 1 vs SJ 2 | L | Gomez 3 (Mwanga 1) 83 |
| Game #8 | 05/05/2012 | PHI 0 at SEA 1 | L | |
| Game #9 | 05/13/2012 | PHI 2 vs NY 3 | L | Pajoy 2 (Adu 1) 31; Pajoy 3 (unassisted) 46 |
| Game #10 | 05/19/2012 | PHI 1 at DAL 1 | T | Gomez 4 (unassisted) 56 |
| Game #11 | 05/26/2012 | PHI 0 at TOR 1 | L | |
| Game #12 | 06/16/2012 | PHI 0 vs DC 1 | L | |
| Game #13 | 06/23/2012 | PHI 4 vs KC 0 | W | McInerney 1 (Pajoy 1, Gaddis 1) 1; McInerney 2 (unassisted) 42; Pajoy 4 (penalty kick) 81; Hoppenot 1 (M. Farfan 1) 87 |
| Game #14 | 06/30/2012 | PHI 1 at HOU 2 | L | Daniel 1 (Carroll 1) 46 |
| Game #15 | 07/04/2012 | PHI 2 at LA 1 | W | McInerney 3 (M. Farfan 2) 46+; M. Farfan 1 (Pajoy 2) 95+ |
| Game #16 | 07/08/2012 | PHI 3 vs TOR 0 | W | Gomez 5 (McInerney 1, M. Farfan 3) 34; Adu 2 (G. Farfan 1, McInerney 2) 36; Hoppenot 2 (M. Farfan 4) 78 |
| Game #17 | 07/14/2012 | PHI 2 vs MTL 1 | W | Pajoy 5 (unassisted) 82; Valdes 1 (unassisted) 91+ |
| Game #18 | 07/21/2012 | PHI 0 at NY 2 | L | |
| Game #19 | 07/29/2012 | PHI 2 vs NE 1 | W | Adu 3 (penalty kick) 59; McInerney 4 (Williams 1) 90 |
| Game #20 | 08/04/2012 | PHI 0 at MTL 2 | L | |
| Game #21 | 08/12/2012 | PHI 1 vs CHI 3 | L | own goal (Anibaba) 34 |
| Game #22 | 08/19/2012 | PHI 1 at DC 1 | T | Carroll 1 (unassisted) 8 |
| Game #23 | 08/24/2012 | PHI 0 vs RSL 0 | T | |
| Game #24 | 08/29/2012 | PHI 1 vs CLB 2 | L | Valdes 2 (unassisted) 29 |
| Game #25 | 09/01/2012 | PHI 0 at NE 0 | T | |
| Game #26 | 09/15/2012 | PHI 1 at TOR 1 | T | Williams 1 (Hoppenot 1) 85 |
| Game #27 | 09/20/2012 | PHI 0 vs DC 1 | L | |
| Game #28 | 09/23/2012 | PHI 3 vs HOU 1 | W | Adu 4 (unassisted) 28; Adu 5 (penalty kick) 50; Martinez 1 (Okugo 1) 70 |
| Game #29 | 09/29/2012 | PHI 2 at CLB 3 | L | Cruz 2 (penalty kick) 65; McInerney 5 (Torres 2) 86 |
| Game #30 | 10/03/2012 | PHI 3 at CHI 1 | W | McInerney 6 (Cruz 4) 7; Gomez 6 (McInerney 3) 67; Hoppenot 3 (M. Farfan 5) 87 |
| Game #31 | 10/06/2012 | PHI 1 vs NE 0 | W | McInerney 7 (Daniel 1) 73 |
| Game #32 | 10/20/2012 | PHI 1 at HOU 3 | L | McInerney 8 (Williams 2) 19 |
| Game #33 | 10/24/2012 | PHI 1 at KC 2 | L | Hoppenot 4 (unassisted) 53 |
| Game #34 | 10/27/2012 | PHI 0 vs NY 3 | L | |

## PHILADELPHIA UNION –CUP COMPETITIONS – GAME-BY-GAME

| # | Player | U.S. OPEN CUP 3R ROCH 3-0 | 4R DC 2-1 | QF HBRG 5-2 | SF KC 0-2 |
|---|---|---|---|---|---|
| 1 | Chris Konopka | 90G | | | |
| 2 | Carlos Valdes | | 114D | | 90D |
| 3 | Chris Albright | | | | |
| 4 | Danny Califf | | | | |
| 5 | Greg Jordan | | | | |
| 6 | Gabriel Gomez | | | 20 | 24 |
| 7 | Brian Carroll | 90M | 120M | 90M | 90M |
| 8 | Roger Torres | | | | |
| 9 | Jack McInerney | | | 90F | 90F |
| 10 | Danny Mwanga | | | | |
| 11 | Freddy Adu | 80M | 120M | 62M | 90M |
| 12 | Chandler Hoffman | 1 | 49 | | |
| 13 | Michael Lahoud | 90M | 79M | 70M | 66M |
| 14 | Amobi Okugo | 90D | 120D | 90D | 90D |
| 15 | Gabriel Farfan | 71D | 120D | 90D | 90D |
| 17 | Josue Martinez | 89F | 71F | | |
| 18 | Zac MacMath | | 120G | 90G | 90G |
| 20 | Jimmy McLaughlin | 10 | | 7 | |
| 21 | Michael Farfan | 90D | 120M | 90M | 90M |
| 23 | Lionard Pajoy | 90F | 120F | 83F | 64F |
| 24 | Porfirio Lopez | | | 90D | |
| 25 | Sheanon Williams | 90D | | | 90D |
| 26 | Keon Daniel | 90M | | | |
| 27 | Zach Pfeffer | | | | |
| 28 | Raymon Gaddis | | 120D | 90D | |
| 29 | Antoine Hoppenot | | 36 | 28 | 26 |
| 30 | Krystian Witkowski | | | | |
| 31 | Cristhian Hernandez | | | | |
| 32 | Chase Harrison | | | | |
| 38 | Kai Herdling | 19 | 5 | | |

U.S. OPEN CUP

| | | | | |
|---|---|---|---|---|
| 3R | 05/29/2012 | PHI 3 vs ROCHTR 0 | W | Martinez (Adu) 8; Adu (Martinez) 29; Adu (penalty kick) 73 |
| 4R | 06/05/2012 | PHI 2 at DC 1 | W | Carroll (unassisted) 46; Hoppenot (Adu) 93 |
| QF | 06/26/2012 | PHI 5 vs HARBRG 2 | W | Adu (penalty kick) 5; McInerney (unassisted) 9; Pajoy (G. Farfan) 29; Pajoy (penalty kick) 69; Gomez (unassisted) 81 |
| SF | 07/11/2012 | PHI 0 at KC 2 | L | |

## PORTLAND TIMBERS PLAYOFF HISTORY

HAVE NOT QUALIFIED

## 2012 PORTLAND TIMBERS STATISTICS (8-16-10, 34 pts.)

| UNF | POS | PLAYER | GP | GS | MIN | G | A | SHT | SOG | FC | FS | OFF | CK | C | E |
|---|---|---|---|---|---|---|---|---|---|---|---|---|---|---|---|
| 9 | F | Kris Boyd | 26 | 22 | 1893 | 7 | 1 | 63 | 28 | 33 | 12 | 28 | 0 | 4 | 0 |
| 6 | M | Darlington Nagbe | 33 | 31 | 2777 | 6 | 1 | 50 | 16 | 16 | 46 | 6 | 0 | 0 | 0 |
| 19 | F | Bright Dike | 12 | 9 | 896 | 5 | 0 | 29 | 12 | 16 | 16 | 8 | 0 | 0 | 0 |
| 13 | M | Jack Jewsbury | 32 | 31 | 2765 | 3 | 4 | 35 | 10 | 36 | 35 | 1 | 55 | 5 | 0 |
| 10 | F | Danny Mwanga (TOT) | 27 | 12 | 1198 | 3 | 1 | 18 | 7 | 16 | 10 | 8 | 0 | 0 | 0 |
| 10 | F | Danny Mwanga (POR) | 18 | 7 | 740 | 3 | 0 | 13 | 5 | 12 | 6 | 6 | 0 | 0 | 0 |
| 15 | D | Kosuke Kimura (TOT) | 29 | 28 | 2363 | 2 | 3 | 6 | 3 | 20 | 22 | 0 | 0 | 2 | 0 |
| 15 | D | Kosuke Kimura (POR) | 17 | 16 | 1376 | 1 | 1 | 1 | 1 | 7 | 14 | 0 | 0 | 1 | 0 |
| 8 | M | Franck Songo'o | 27 | 21 | 1732 | 1 | 5 | 47 | 18 | 35 | 44 | 5 | 36 | 7 | 0 |
| 7 | M | Sal Zizzo | 20 | 12 | 1174 | 1 | 4 | 24 | 6 | 4 | 22 | 2 | 28 | 2 | 0 |
| 11 | M | Kalif Alhassan | 16 | 10 | 827 | 1 | 2 | 19 | 6 | 5 | 21 | 1 | 9 | 1 | 0 |
| 22 | D | Rodney Wallace | 19 | 14 | 1224 | 1 | 1 | 25 | 9 | 23 | 10 | 1 | 0 | 3 | 0 |
| 5 | D | Eric Brunner | 13 | 10 | 924 | 1 | 0 | 8 | 2 | 4 | 6 | 0 | 0 | 0 | 0 |
| 12 | D | David Horst | 21 | 20 | 1845 | 1 | 0 | 17 | 3 | 30 | 23 | 0 | 0 | 1 | 0 |
| 35 | D | Andrew Jean-Baptiste | 5 | 4 | 426 | 1 | 0 | 2 | 1 | 2 | 1 | 0 | 0 | 0 | 0 |
| 17 | M | Eric Alexander | 24 | 14 | 1302 | 0 | 6 | 26 | 7 | 15 | 9 | 4 | 9 | 1 | 0 |
| 14 | D | Steven Smith | 22 | 22 | 1875 | 0 | 2 | 5 | 0 | 11 | 19 | 1 | 24 | 6 | 0 |
| 33 | D | Hanyer Mosquera | 26 | 25 | 2092 | 0 | 1 | 8 | 0 | 25 | 11 | 1 | 0 | 4 | 0 |
| 23 | G | Joseph Bendik | 5 | 3 | 326 | 0 | 0 | 0 | 0 | 0 | 0 | 0 | 0 | 0 | 0 |
| 28 | M | Freddie Braun | 3 | 0 | 86 | 0 | 0 | 1 | 0 | 1 | 0 | 0 | 0 | 0 | 0 |
| 4 | D | *Mike Chabala | 9 | 6 | 657 | 0 | 0 | 1 | 0 | 8 | 3 | 0 | 6 | 2 | 0 |
| 21 | M | Diego Chara | 28 | 28 | 2473 | 0 | 0 | 9 | 2 | 72 | 38 | 3 | 0 | 10 | 1 |
| 98 | D | Mamadou Danso | 10 | 9 | 853 | 0 | 0 | 5 | 2 | 5 | 9 | 0 | 0 | 2 | 0 |
| 2 | F | Mike Fucito (TOT) | 13 | 3 | 424 | 0 | 0 | 4 | 0 | 7 | 5 | 6 | 1 | 0 | 0 |
| 2 | F | Mike Fucito (POR) | 12 | 3 | 398 | 0 | 0 | 4 | 0 | 4 | 5 | 6 | 1 | 0 | 0 |
| 14 | M | *James Marcelin | 3 | 0 | 37 | 0 | 0 | 0 | 0 | 3 | 1 | 0 | 0 | 1 | 0 |
| 30 | D | Lovel Palmer | 19 | 15 | 1331 | 0 | 0 | 15 | 2 | 12 | 5 | 0 | 0 | 4 | 1 |
| 1 | G | *Troy Perkins | 22 | 22 | 1957 | 0 | 0 | 0 | 0 | 0 | 4 | 0 | 0 | 1 | 0 |
| 15 | F | *Jorge Perlaza | 10 | 6 | 490 | 0 | 0 | 7 | 2 | 5 | 7 | 12 | 0 | 0 | 0 |
| 25 | D | Steve Purdy | 3 | 3 | 188 | 0 | 0 | 2 | 0 | 3 | 2 | 0 | 0 | 1 | 0 |
| 16 | F | Brent Richards | 6 | 2 | 201 | 0 | 0 | 5 | 1 | 0 | 2 | 1 | 0 | 0 | 0 |
| 1 | G | Donovan Ricketts (TOT) | 33 | 33 | 2913 | 0 | 0 | 0 | 0 | 1 | 6 | 0 | 0 | 0 | 0 |
| 1 | G | Donovan Ricketts (POR) | 9 | 9 | 777 | 0 | 0 | 0 | 0 | 1 | 1 | 0 | 0 | 0 | 0 |
| 90 | G | Jake Gleeson | 0 | 0 | 0 | 0 | 0 | 0 | 0 | 0 | 0 | 0 | 0 | 0 | 0 |
| 4 | D | Ian Hogg | 0 | 0 | 0 | 0 | 0 | 0 | 0 | 0 | 0 | 0 | 0 | 0 | 0 |
| 18 | D | Ryan Kawulok | 0 | 0 | 0 | 0 | 0 | 0 | 0 | 0 | 0 | 0 | 0 | 0 | 0 |
| 26 | M | Charles Renken | 0 | 0 | 0 | 0 | 0 | 0 | 0 | 0 | 0 | 0 | 0 | 0 | 0 |
| 24 | F | Sebastian Rincon | 0 | 0 | 0 | 0 | 0 | 0 | 0 | 0 | 0 | 0 | 0 | 0 | 0 |
| 27 | D | Chris Taylor | 0 | 0 | 0 | 0 | 0 | 0 | 0 | 0 | 0 | 0 | 0 | 0 | 0 |
| | | Own-goals received | | | | 2 | | | | | | | | | |
| | | Team totals | 34 | 34 | 3060 | 34 | 28 | 421 | 133 | 388 | 403 | 86 | 172 | 56 | 2 |
| | | Opponent totals | 34 | 34 | 3060 | 56 | 53 | 429 | 164 | 403 | 388 | 43 | 170 | 41 | 3 |

GAME-WINNING GOALS: Jack Jewsbury 2, Franck Songo'o 1, David Horst 1, Bright Dike 1, Kris Boyd 1
GAME-WINNING ASSISTS: Franck Songo'o 2, Sal Zizzo 1, Darlington Nagbe 1, Kalif Alhassan 1
PENALTY KICK GOALS/ATTEMPTS: None

PORTLAND TIMBERS INDIVIDUAL GOALKEEPING

| UNF | POS | GOALKEEPER | GP | GS | MIN | SHTS | SV | GA | GAA | PG | PA | W | L | T | SO |
|---|---|---|---|---|---|---|---|---|---|---|---|---|---|---|---|
| 1 | G | Donovan Ricketts (TOT) | 33 | 33 | 2913 | 143 | 87 | 52 | 1.61 | 8 | 8 | 12 | 14 | 5 | 5 |
| 1 | G | Donovan Ricketts (POR) | 9 | 9 | 777 | 39 | 26 | 13 | 1.51 | 1 | 1 | 3 | 3 | 2 | 2 |
| 1 | G | *Troy Perkins | 22 | 22 | 1957 | 104 | 66 | 35 | 1.61 | 3 | 3 | 5 | 11 | 5 | 3 |
| 23 | G | Joseph Bendik | 5 | 3 | 326 | 21 | 11 | 8 | 2.21 | 2 | 2 | 0 | 2 | 3 | 0 |
| | | Team totals | 34 | 34 | 3060 | 164 | 103 | 56 | 1.65 | 6 | 6 | 8 | 16 | 10 | 5 |
| | | Opponent totals | 34 | 34 | 3060 | 133 | 97 | 34 | 1.00 | 0 | 0 | 16 | 8 | 10 | 12 |

* = Played with other teams in 2012. Only Portland Timbers statistics listed here.

## PORTLAND TIMBERS 2012 SCHEDULE

| DAY | DATE | OPPONENT | RESULT | ATT. | W-L-T | POS. | PTS | NOTES: |
|---|---|---|---|---|---|---|---|---|
| Mon. | Mar. 12 | Philadelphia | W 3-1 | 20,438 | 1-0-0 | T1 | 3 | POR: Jean-Baptiste (54) Boyd (66) Alhassan (76); PHI: Gomez (51) |
| Sat. | Mar. 17 | at FC Dallas | T 1-1 | 12,203 | 1-0-1 | T3 | 4 | POR: Nagbe (51); DAL: B. Perez (22) |
| Sat. | Mar. 24 | at New England | L 0-1 | 12,925 | 1-1-1 | T6 | 4 | NE: Sene (0:29) |
| Sat. | Mar. 31 | Real Salt Lake | L 2-3 | 20,438 | 1-2-1 | T6 | 4 | POR: Nagbe (48,65); RSL: Saborio (39) Steele (89) Beckerman (93+) |
| Sat. | Apr. 7 | Chivas USA | L 1-2 | 20,438 | 1-3-1 | 8 | 4 | POR: Boyd (16); CHV: Moreno (48) LaBrocca (82) |
| Sat. | Apr. 14 | at Los Angeles | L 1-3 | 22,143 | 1-4-1 | 9 | 4 | POR: Boyd (23); LA: Donovan (44) Juninho (83) Beckham (91+) |
| Sat. | Apr. 21 | Sporting KC | W 1-0 | 20,438 | 2-4-1 | 9 | 7 | POR: own goal (41) |
| Sat. | Apr. 28 | at Montreal | L 0-2 | 19,223 | 2-5-1 | 0 | 7 | MTL: Corradi (76) Ubiparipovic (84) |
| Sat. | May 5 | Columbus | T 0-0 | 20,438 | 2-5-2 | 9 | 8 | |
| Tue. | May 15 | at Houston | T 0-0 | 22,039 | 2-5-3 | 0 | 9 | |
| Sun. | May 20 | Chicago | W 2-1 | 20,438 | 3-5-3 | 8 | 12 | POR: Brunner (20) own goal (52); CHI: Anibaba (39) |
| Sat. | May 26 | Vancouver | T 1-1 | 20,438 | 3-5-4 | T7 | 13 | POR: Boyd (67); VAN: Mattocks (84) |
| Sun. | June 17 | at Los Angeles | L 0-1 | 20,611 | 3-6-4 | T8 | 13 | LA: Dunivant (61) |
| Sun. | June 24 | Seattle | W 2-1 | 20,438 | 4-6-4 | 8 | 16 | POR: Boyd (16) Horst (25); SEA: Johnson (58) |
| Sat. | June 30 | at Colorado | L 0-3 | 15,553 | 4-7-4 | 8 | 16 | COL: Castrillon (18) Casey (22) Smith (89) |
| Tue. | July 3 | San Jose | W 2-1 | 20,438 | 5-7-4 | T7 | 19 | POR: Mwanga (29) Jewsbury (59); SJ: Gordon (74) |
| Sat. | July 7 | at Real Salt Lake | L 0-3 | 16,444 | 5-8-4 | 8 | 19 | RSL: Saborio (60,62,75) |
| Sat. | July 14 | Los Angeles | L 3-5 | 20,438 | 5-9-4 | T8 | 19 | POR: Boyd (3,70) Kimura (34); LA: Beckham (19,24) Donovan (27) Keane (28,64) |
| Wed. | July 18 | at Chivas USA | L 0-1 | 13,827 | 5-10-4 | T8 | 19 | CHV: Bolanos (16) |
| Sat. | July 21 | at FC Dallas | L 0-5 | 11,365 | 5-11-4 | 9 | 19 | DAL: own goal (16) Jacobson (26) Jackson (48) Sealy (69) Luna (81) |
| Sat. | July 28 | Chivas USA | L 0-1 | 20,438 | 5-12-4 | 9 | 19 | CHV: Califf (68) |
| Sun. | Aug. 5 | FC Dallas | T 1-1 | 20,438 | 5-12-5 | 9 | 20 | POR: Jewsbury (79); DAL: Sealy (51) |
| Wed. | Aug. 15 | at Toronto FC | T 2-2 | 18,773 | 5-12-6 | 9 | 21 | POR: Zizzo (21) Nagbe (82); TOR: Hassli (57) Silva (63) |
| Sun. | Aug. 19 | at New York | L 2-3 | 19,043 | 5-13-6 | 9 | 21 | POR: Dike (8) Nagbe (32); NY: Cooper (42) Cahill (45) Pearce (83) |
| Sat. | Aug. 25 | Vancouver | W 2-1 | 20,438 | 6-13-6 | 9 | 24 | POR: Nagbe (41) Songo'o (55); VAN: Miller (46+) |
| Fri. | Aug. 31 | Colorado | W 1-0 | 20,438 | 7-13-6 | 8 | 27 | POR: Dike (45) |
| Wed. | Sept. 5 | at Colorado | L 0-3 | 13,086 | 7-14-6 | 9 | 27 | COL: Akpan (6) Cascio (27) Castrillon (86) |
| Sat. | Sept. 15 | Seattle | T 1-1 | 20,438 | 7-14-7 | T8 | 28 | POR: Wallace (78); SEA: Montero (57) |
| Wed. | Sept. 19 | at San Jose | T 2-2 | 9,877 | 7-14-8 | T7 | 29 | POR: Mwanga (45,62); SJ: Wondolowski (73,92+) |
| Sat. | Sept. 22 | at Real Salt Lake | L 1-2 | 20,524 | 7-15-8 | T7 | 29 | POR: Dike (61); RSL: Espindola (14) Morales (36) |
| Sat. | Sept. 29 | D.C. United | T 1-1 | 20,438 | 7-15-9 | T7 | 30 | POR: Dike (79); DC: Pontius (60) |
| Sun. | Oct. 7 | at Seattle | L 0-3 | 66,452 | 7-16-9 | 8 | 30 | SEA: own goal (25) Johnson (28) Montero (62) |
| Sun. | Oct. 21 | at Vancouver | W 1-0 | 21,000 | 8-16-9 | 0 | 33 | POR: Jewsbury (39) |
| Sat. | Oct. 27 | San Jose | T 1-1 | 20,438 | 8-16-1 | 8 | 34 | POR: Dike (67); SJ: Wondolowski (24) |

## PORTLAND TIMBERS – GAME-BY-GAME

| # | Player | 1 | 2 | 3 | 4 | 5 | 6 | 7 | 8 | 9 | 10 | 11 | 12 | 13 | 14 | 15 | 16 | 17 | 18 | 19 | 20 | 21 | 22 | 23 | 24 | 25 | 26 | 27 | 28 | 29 | 30 | 31 | 32 | 33 | 34 |
|---|---|---|---|---|---|---|---|---|---|---|---|---|---|---|---|---|---|---|---|---|---|---|---|---|---|---|---|---|---|---|---|---|---|---|---|
| | | PHI | DAL | NE | RSL | CHV | LA | KC | MTL | CLB | HOU | CHI | VAN | LA | SEA | COL | SJ | RSL | LA | CHV | DAL | CHV | DAL | TOR | NY | VAN | COL | COL | SEA | SJ | RSL | DC | SEA | VAN | SJ |
| | | 3-1 | 1-1 | 0-1 | 2-3 | 1-2 | 1-3 | 1-0 | 0-2 | 0-0 | 0-0 | 2-1 | 1-1 | 0-1 | 2-1 | 0-3 | 2-1 | 0-3 | 3-5 | 0-1 | 0-5 | 0-1 | 1-1 | 2-2 | 2-3 | 2-1 | 1-0 | 0-3 | 1-1 | 2-2 | 1-2 | 1-1 | 0-3 | 1-0 | 1-1 |
| 1 | Donovan Ricketts | | | | | | | | | | | | | | | | | | | | | | | 90G | 90G | 90G | 90G | 90G | 57G | | | | 90G | 90G | 90G |
| 1 | Troy Perkins | 90G | 90G | 90G | 90G | 90G | 90G | 90G | 67G | 90G | 90G | 90G | 90G | 90G | 90G | 90G | 90G | 90G | 90G | 90G | 90G | 90G | 90G | | | | | | | | | | | | |
| 2 | Mike Fucito | | | | | | | | | 8 | | | 2 | 17 | 66F | 90F | | 22 | | | 90F | | | 24 | 16 | | | 8 | | | | | 45 | | 10 |
| 4 | Ian Hogg | | | | | | | | | | | | | | | | | | | | | | | | | | | | | | | | | | |
| 4 | Mike Chabala | | | | | 45 | 90D | 90D | | 90D | 45 | 90D | | 90D | | | 27 | | | | 90D | | | | | | | | | | | | | | |
| 5 | Eric Brunner | 90D | 90D | 90D | 90D | 90D | 90D | 90D | 90D | | | 90D | 45D | | | | | | | | | | | | | | | | | 5 | | | 22 | 42 | |
| 6 | Darlington Nagbe | 24 | 45 | 90F | 90M | 90F | 90F | 89M | 90M | 90F | 90M | 67F | 90M | 90M | 90M | 90M | 90M | 90F | 89M | 61M | | 90M | 90M | 90M | 90M | 89M | 75M | 90M | 90M | 90M | 90M | 90M | 78M | 90M | 90M |
| 7 | Sal Zizzo | | | | | | | | | | 30 | 45 | 11 | 25 | 36 | 90M | 16 | | 1 | 20 | | | | 66M | 90M | 90F | 90M | 77M | 83M | | 90M | 89F | 45M | 90M | 90M |
| 8 | Franck Songo'o | | | 30 | 26 | 62M | 32 | 1 | 31 | 75M | 69M | 45M | | 65M | 78M | 38M | 74M | | | 29 | 90M | 74M | 90M | | 82M | 90F | 78M | 82M | 72M | 90M | 82M | 90F | 90M | 67M | |
| 9 | Kris Boyd | 80F | 90F | 90F | 90F | 90F | 81F | 90F | 90F | 90F | 90F | 90F | 90F | 73F | 90F | 60F | 90F | 22 | 90F | 90F | 33 | 90F | 61F | 90F | | | 2 | 23 | | 18F | | | | | |
| 10 | Eddie Johnson | | | | | | | | | | | | | | | | | | | | | | | | | | | | | | | | | | |
| 10 | Danny Mwanga | | | | | | | | | | | | | 90F | 24 | 30 | 90F | 68F | 21 | 13 | 57F | 4 | 29 | | | 4 | | 13 | 18 | 85F | 90F | 9 | | 5 | 90F |
| 11 | Kalif Alhassan | 90M | 90M | 90M | | 28 | 58M | | | | | | 79M | 79M | 54M | | | | 69M | 77M | 54M | 16 | 13 | | | | | | 7 | | 8 | | | | 15 |
| 12 | David Horst | | | | | | | | | | | | 45 | 90D | 90D | 90D | 90D | 90D | 90D | | | 90D | 90D | 90D | 90D | 90D | 90D | 90D | 90D | 90D | 90D | 90D | 90D | 90D | 90D |
| 13 | Jack Jewsbury | 90M | 90M | 90M | 90M | 90M | 74M | 90M | 90M | 90D | 45D | | 90D | 90D | 90D | 90D | 90D | 90M | 90M | 90M | 36 | 90M | 90M | 90M | 90M | 90M | 90M | 90M | 90M | 90M | 90M | 90M | 90M | 90M | |
| 14 | Steven Smith | | | | | | | | 90D | | 90D | 90D | 90D | | 90D | 70D | 63D | 90D | 90D | 90D | | 90D | 77D | 90D | 90D | 90D | 90D | 90D | | 90D | 45D | 90D | | 90D | 90D |
| 14 | James Marcelin | 10 | 13 | | 14 | | | | | | | | | | | | | | | | | | | | | | | | | | | | | | |
| 15 | Kosuke Kimura | | | | | | | | | | | | | | | | | 90D | 90D | 90D | 90D | 86D | 90D | 90D | 59D | 90D | 90D | 90D | 90D | 7 | 67D | 81D | | 90D | 86D |
| 15 | Jorge Perlaza | 90F | 45F | 14 | 64F | 14 | 9 | 84F | 59F | | | 23 | 88F | | | | | | | | | | | | | | | | | | | | | | |
| 16 | Brent Richards | | | | | | | | | | | | | | | | | | 45 | | 16 | 74M | 61M | | | | | | | | | 1 | | | 4 |
| 17 | Eric Alexander | 66M | 77M | 60M | 90M | 76M | 90M | 6 | | 15 | 21 | | 90M | 11 | | 52 | 90M | 75F | 90M | 70M | 90M | 16 | | 13 | | 79M | 15 | | | | 23 | | 12 | | 75M |
| 18 | Ryan Kawulok | | | | | | | | | | | | | | | | | | | | | | | | | | | | | | | | | | |
| 19 | Bright Dike | | | | | | | | | | | | | | | | | | | | | | 29 | | 74F | 86F | 88F | 67F | 90F | 72 | 45 | 90F | 90F | 85F | 80F |
| 21 | Diego Chara | 90M | 90M | 90M | 76M | 90M | 90M | 90M | 90M | 90M | 90M | 90M | 90M | 90M | 90M | 90M | | 73M | | 90M | 74M | 90M | 90M | 90M | 90M | | 90M | 90M | 90M | | | | 90M | 90M | 90M |
| 22 | Rodney Wallace | 90D | 90D | 76D | 90D | 45D | | | | 82M | 60M | 90M | | | | 20 | | | | | | | | 77M | 8 | 11 | 12 | | 90D | 90M | 90M | 90M | 90D | 23 | |
| 23 | Joseph Bendik | | | | | | | | 23 | | | | | | | | | | | | | | | | | | | | 33 | 90G | 90G | 90G | | | |
| 24 | Sebastian Rincon | | | | | | | | | | | | | | | | | | | | | | | | | | | | | | | | | | |
| 25 | Steve Purdy | | | | | | 90D | 78D | 20D | | | | | | | | | | | | | | | | | | | | | | | | | | |
| 26 | Charles Renken | | | | | | | | | | | | | | | | | | | | | | | | | | | | | | | | | | |
| 27 | Chris Taylor | | | | | | | | | | | | | | | | | | | | | | | | | | | | | | | | | | |
| 28 | Freddie Braun | | | | | | | 12 | 70 | | | | | | | | 4 | | | | | | | | | | | | | | | | | | |
| 30 | Lovel Palmer | 90D | 90D | 90D | 90D | 90D | 16 | 90M | 90M | 90M | 90M | 90M | | | 11 | | 86M | 68M | 45M | | | | | | 31 | 1 | | | | 83D | | | 90D | | |
| 33 | Hanyer Mosquera | | 90D | 24D | | | 90D | 90D | 90D | 90D | 90D | 90D | 90D | 90D | | | | 15 | 90D | 90D | 90D | 90D | 90D | 90D | 90D | 90D | 90D | 90D | 90D | 90D | 90D | 25D | | 48D | |
| 35 | Andrew Jean-Baptiste | 90D | | 66 | 90D | 90D | | | | | | | | | | | | | | | | | | | | | | | | | | | | | 90D |
| 90 | Jake Gleeson | | | | | | | | | | | | | | | | | | | | | | | | | | | | | | | | | | |
| 98 | Mamadou Danso | | | | | | | | | 90D | 90D | | | | 90D | 90D | 90D | 90D | | 90D | 90D | | | | | | | | | | | 65 | 68D | | |

"00" = 100 minutes played
F/M/D/G = starting position

Played for other teams:

| | |
|---|---|
| Donovan Ricketts | played 2136 minutes for MTL |
| Danny Mwanga | played 458 minutes for PHI |
| Kosuke Kimura | played 987 minutes for COL |
| Mike Fucito | played 26 minutes for MTL |

## PORTLAND TIMBERS – GAME-BY-GAME LOG

| | | | | |
|---|---|---|---|---|
| Game #1 | 03/12/2012 | POR 3 vs PHI 1 | W | Jean-Baptiste 1 (Jewsbury 1) 54; Boyd 1 (Alhassan 1) 66; Alhassan 1 (Jewsbury 2) 76 |
| Game #2 | 03/17/2012 | POR 1 at DAL 1 | T | Nagbe 1 (unassisted) 51 |
| Game #3 | 03/24/2012 | POR 0 at NE 1 | L | |
| Game #4 | 03/31/2012 | POR 2 vs RSL 3 | L | Nagbe 2 (Alexander 1) 48; Nagbe 3 (Alexander 2) 65 |
| Game #5 | 04/07/2012 | POR 1 vs CHV 2 | L | Boyd 2 (unassisted) 16 |
| Game #6 | 04/14/2012 | POR 1 at LA 3 | L | Boyd 3 (Alexander 3) 23 |
| Game #7 | 04/21/2012 | POR 1 vs KC 0 | W | own goal (Myers) 41 |
| Game #8 | 04/28/2012 | POR 0 at MTL 2 | L | |
| Game #9 | 05/05/2012 | POR 0 vs CLB 0 | T | |
| Game #10 | 05/15/2012 | POR 0 at HOU 0 | T | |
| Game #11 | 05/20/2012 | POR 2 vs CHI 1 | W | Brunner 1 (Boyd 1, Mosquera 1) 20; own goal (Pause) 52 |
| Game #12 | 05/26/2012 | POR 1 vs VAN 1 | T | Boyd 4 (unassisted) 67 |
| Game #13 | 06/17/2012 | POR 0 at LA 1 | L | |
| Game #14 | 06/24/2012 | POR 2 vs SEA 1 | W | Boyd 5 (Smith 1) 16; Horst 1 (Songo'o 1) 25 |
| Game #15 | 06/30/2012 | POR 0 at COL 3 | L | |
| Game #16 | 07/03/2012 | POR 2 vs SJ 1 | W | Mwanga 1 (Songo'o 2) 29; Jewsbury 1 (unassisted) 59 |
| Game #17 | 07/07/2012 | POR 0 at RSL 3 | L | |
| Game #18 | 07/14/2012 | POR 3 vs LA 5 | L | Boyd 6 (Alhassan 2) 3; Kimura 2 (unassisted) 34; Boyd 7 (free kick) 70 |
| Game #19 | 07/18/2012 | POR 0 at CHV 1 | L | |
| Game #20 | 07/21/2012 | POR 0 at DAL 5 | L | |
| Game #21 | 07/28/2012 | POR 0 vs CHV 1 | L | |
| Game #22 | 08/05/2012 | POR 1 vs DAL 1 | T | Jewsbury 2 (unassisted) 79 |
| Game #23 | 08/15/2012 | POR 2 at TOR 2 | T | Zizzo 1 (unassisted) 21; Nagbe 4 (Smith 2, Alexander 5) 82 |
| Game #24 | 08/19/2012 | POR 2 at NY 3 | L | Dike 1 (Zizzo 1, Kimura 3) 8; Nagbe 5 (Zizzo 2, Songo'o 3) 32 |
| Game #25 | 08/25/2012 | POR 2 vs VAN 1 | W | Nagbe 6 (Jewsbury 3, Alexander 6) 41; Songo'o 1 (unassisted) 55 |
| Game #26 | 08/31/2012 | POR 1 vs COL 0 | W | Dike 2 (Zizzo 3, Nagbe 1) 45 |
| Game #27 | 09/05/2012 | POR 0 at COL 3 | L | |
| Game #28 | 09/15/2012 | POR 1 vs SEA 1 | T | Wallace 1 (Jewsbury 4) 78 |
| Game #29 | 09/19/2012 | POR 2 at SJ 2 | T | Mwanga 2 (Wallace 1) 45; Mwanga 3 (Songo'o 4) 62 |
| Game #30 | 09/22/2012 | POR 1 at RSL 2 | L | Dike 3 (Zizzo 4) 61 |
| Game #31 | 09/29/2012 | POR 1 vs DC 1 | T | Dike 4 (unassisted) 79 |
| Game #32 | 10/07/2012 | POR 0 at SEA 3 | L | |
| Game #33 | 10/21/2012 | POR 1 at VAN 0 | W | Jewsbury 3 (Songo'o 5) 39 |
| Game #34 | 10/27/2012 | POR 1 vs SJ 1 | T | Dike 5 (unassisted) 67 |

## PORTLAND TIMBERS –CUP COMPETITIONS – GAME-BY-GAME

| # | Player | U.S. OPEN CUP 3R CAFC 0-1 |
|---|---|---|
| 1 | Troy Perkins | 120G |
| 2 | Mike Fucito | |
| 4 | Mike Chabala | |
| 5 | Eric Brunner | |
| 6 | Darlington Nagbe | 120M |
| 7 | Sal Zizzo | |
| 8 | Franck Songo'o | |
| 9 | Kris Boyd | 90F |
| 10 | Eddie Johnson | |
| 11 | Kalif Alhassan | 120M |
| 12 | David Horst | 120D |
| 13 | Jack Jewsbury | 120D |
| 14 | James Marcelin | |
| 14 | Steven Smith | 45D |
| 15 | Jorge Perlaza | 120F |
| 16 | Brent Richards | 55 |
| 17 | Eric Alexander | 65M |
| 18 | Ryan Kawulok | 30 |
| 19 | Bright Dike | |
| 20 | Jose Adolfo Valencia | |
| 21 | Diego Chara | 120M |
| 22 | Rodney Wallace | |
| 23 | Joseph Bendik | |
| 24 | Sebastian Rincon | |
| 25 | Steve Purdy | |
| 26 | Charles Renken | |
| 27 | Chris Taylor | |
| 28 | Freddie Braun | 75 |
| 30 | Lovel Palmer | |
| 33 | Hanyer Mosquera | 120D |
| 35 | Andrew Jean-Baptiste | |
| 90 | Jake Gleeson | |
| 98 | Mamadou Danso | |

U.S. OPEN CUP
3R 05/30/2012 POR 0 vs CALFC 1 L

# NON-PLAYOFF TEAMS

## TORONTO FC PLAYOFF HISTORY

HAVE NOT QUALIFIED

## 2012 TORONTO FC STATISTICS (5-21-8, 23 pts.)

| UNF | POS | PLAYER | GP | GS | MIN | G | A | SHT | SOG | FC | FS | OFF | CK | C | E |
|---|---|---|---|---|---|---|---|---|---|---|---|---|---|---|---|
| 14 | F | Danny Koevermans | 16 | 12 | 1186 | 9 | 2 | 39 | 24 | 23 | 12 | 16 | 0 | 2 | 0 |
| 9 | F | Ryan Johnson | 31 | 31 | 2769 | 7 | 5 | 67 | 23 | 46 | 44 | 21 | 0 | 6 | 0 |
| 29 | F | Eric Hassli (TOT) | 25 | 16 | 1469 | 5 | 5 | 49 | 16 | 63 | 22 | 24 | 0 | 8 | 0 |
| 29 | F | Eric Hassli (TOR) | 7 | 7 | 572 | 3 | 2 | 21 | 9 | 25 | 10 | 11 | 0 | 2 | 0 |
| 11 | M | Luis Silva | 30 | 22 | 2061 | 5 | 5 | 50 | 19 | 14 | 32 | 5 | 28 | 1 | 0 |
| 23 | M | Terry Dunfield | 30 | 30 | 2493 | 3 | 0 | 24 | 11 | 49 | 19 | 7 | 23 | 7 | 0 |
| 19 | F | Reggie Lambe | 27 | 22 | 1845 | 2 | 3 | 22 | 13 | 24 | 29 | 4 | 10 | 3 | 0 |
| 22 | M | Torsten Frings | 20 | 20 | 1669 | 2 | 2 | 30 | 10 | 20 | 17 | 1 | 70 | 5 | 0 |
| 32 | F | Andrew Wiedeman (TOT) | 20 | 8 | 897 | 2 | 0 | 17 | 5 | 5 | 8 | 3 | 2 | 0 | 0 |
| 32 | F | Andrew Wiedeman (TOR) | 15 | 7 | 784 | 2 | 0 | 16 | 4 | 3 | 6 | 1 | 0 | 0 | 0 |
| 8 | M | Eric Avila | 24 | 16 | 1366 | 1 | 3 | 27 | 6 | 14 | 17 | 0 | 4 | 1 | 0 |
| 18 | F | Quincy Amarikwa (TOT) | 14 | 6 | 601 | 1 | 1 | 12 | 4 | 13 | 12 | 1 | 1 | 0 | 0 |
| 18 | F | Quincy Amarikwa (TOR) | 11 | 6 | 548 | 0 | 1 | 8 | 1 | 12 | 9 | 1 | 0 | 0 | 0 |
| 4 | D | Doneil Henry | 18 | 11 | 1139 | 1 | 1 | 10 | 3 | 18 | 8 | 1 | 0 | 3 | 0 |
| 25 | D | Jeremy Hall | 23 | 19 | 1708 | 1 | 0 | 7 | 2 | 14 | 13 | 0 | 0 | 1 | 0 |
| 5 | D | Ashtone Morgan | 30 | 27 | 2528 | 0 | 5 | 10 | 2 | 29 | 22 | 2 | 0 | 7 | 0 |
| 6 | M | *Julian de Guzman | 16 | 11 | 1028 | 0 | 3 | 23 | 3 | 22 | 11 | 1 | 0 | 4 | 0 |
| 3 | D | Miguel Aceval | 5 | 5 | 416 | 0 | 2 | 3 | 0 | 3 | 2 | 0 | 3 | 0 | 0 |
| 27 | D | Richard Eckersley | 33 | 32 | 2802 | 0 | 2 | 9 | 0 | 37 | 31 | 1 | 1 | 5 | 0 |
| 48 | D | Darren O'Dea | 9 | 9 | 810 | 0 | 2 | 5 | 1 | 11 | 2 | 0 | 0 | 2 | 0 |
| 18 | F | Nick Soolsma | 9 | 3 | 324 | 0 | 2 | 6 | 1 | 4 | 5 | 0 | 3 | 0 | 0 |
| 15 | M | Matt Stinson | 4 | 1 | 89 | 0 | 1 | 2 | 0 | 2 | 0 | 0 | 0 | 0 | 0 |
| 33 | M | Junior Burgos | 2 | 0 | 11 | 0 | 0 | 2 | 1 | 0 | 0 | 0 | 2 | 0 | 0 |
| 12 | D | Adrian Cann | 10 | 8 | 735 | 0 | 0 | 2 | 1 | 6 | 6 | 0 | 0 | 1 | 0 |
| 2 | D | Logan Emory | 23 | 19 | 1621 | 0 | 0 | 9 | 2 | 27 | 9 | 0 | 0 | 1 | 2 |
| 41 | G | Freddy Hall | 7 | 7 | 630 | 0 | 0 | 0 | 0 | 0 | 2 | 0 | 0 | 0 | 0 |
| 20 | D | Ty Harden | 5 | 5 | 379 | 0 | 0 | 2 | 1 | 4 | 1 | 0 | 0 | 1 | 0 |
| 30 | G | Milos Kocic | 27 | 27 | 2430 | 0 | 0 | 0 | 0 | 0 | 4 | 0 | 0 | 0 | 0 |
| 13 | F | Keith Makubuya | 1 | 0 | 10 | 0 | 0 | 0 | 0 | 0 | 1 | 1 | 0 | 0 | 0 |
| 21 | D | Aaron Maund | 15 | 9 | 947 | 0 | 0 | 5 | 1 | 13 | 7 | 0 | 0 | 2 | 0 |
| 7 | F | Joao Plata | 10 | 7 | 638 | 0 | 0 | 20 | 2 | 5 | 12 | 3 | 24 | 0 | 0 |
| 31 | D | Dicoy Williams | 2 | 1 | 86 | 0 | 0 | 0 | 0 | 3 | 0 | 0 | 0 | 0 | 0 |
| 16 | M | Oscar Cordon | 0 | 0 | 0 | 0 | 0 | 0 | 0 | 0 | 0 | 0 | 0 | 0 | 0 |
| 24 | G | Stefan Frei | 0 | 0 | 0 | 0 | 0 | 0 | 0 | 0 | 0 | 0 | 0 | 0 | 0 |
| 37 | F | Nicholas Lindsay | 0 | 0 | 0 | 0 | 0 | 0 | 0 | 0 | 0 | 0 | 0 | 0 | 0 |
| 40 | G | Quillan Roberts | 0 | 0 | 0 | 0 | 0 | 0 | 0 | 0 | 0 | 0 | 0 | 0 | 0 |
| | | Team totals | 34 | 34 | 3060 | 36 | 41 | 419 | 140 | 428 | 358 | 76 | 172 | 54 | 2 |
| | | Opponent totals | 34 | 34 | 3060 | 62 | 71 | 486 | 171 | 358 | 427 | 72 | 164 | 45 | 0 |

GAME-WINNING GOALS: Andrew Wiedeman 1, Luis Silva 1, Danny Koevermans 1, Torsten Frings 1
Terry Dunfield 1
GAME-WINNING ASSISTS: Nick Soolsma 1, Luis Silva 1, Danny Koevermans 1, Doneil Henry 1
Torsten Frings 1
PENALTY KICK GOALS/ATTEMPTS: Ryan Johnson 0-1, Torsten Frings 0-1

TORONTO FC INDIVIDUAL GOALKEEPING

| UNF | POS | GOALKEEPER | GP | GS | MIN | SHTS | SV | GA | GAA | PG | PA | W | L | T | SO |
|---|---|---|---|---|---|---|---|---|---|---|---|---|---|---|---|
| 30 | G | Milos Kocic | 27 | 27 | 2430 | 129 | 82 | 47 | 1.74 | 0 | 1 | 5 | 16 | 6 | 3 |
| 41 | G | Freddy Hall | 7 | 7 | 630 | 42 | 27 | 15 | 2.14 | 1 | 1 | 0 | 5 | 2 | 1 |
| | | Team totals | 34 | 34 | 3060 | 171 | 109 | 62 | 1.82 | 1 | 2 | 5 | 21 | 8 | 4 |
| | | Opponent totals | 34 | 34 | 3060 | 140 | 100 | 36 | 1.06 | 0 | 2 | 21 | 5 | 8 | 10 |

* = Played with other teams in 2012. Only Toronto FC statistics listed here.

## TORONTO FC 2012 SCHEDULE

| DAY | DATE | OPPONENT | RESULT | ATT. | W-L-T | POS. | PTS | NOTES: |
|---|---|---|---|---|---|---|---|---|
| Sat. | Mar. 17 | at Seattle | L 1-3 | 39,232 | 0-1-0 | T5 | 0 | TOR: Johnson (62); SEA: Estrada (17,51,63) |
| Sat. | Mar. 24 | San Jose | L 0-3 | 20,070 | 0-2-0 | T8 | 0 | SJ: Wondolowski (9,67) Salinas (56) |
| Sat. | Mar. 31 | Columbus | L 0-1 | 18,944 | 0-3-0 | 10 | 0 | CLB: Anor (56) |
| Sat. | Apr. 7 | at Montreal | L 1-2 | 23,120 | 0-4-0 | 0 | 0 | TOR: Koevermans (88); MTL: Ubiparipovic (18) Wenger (81) |
| Sat. | Apr. 14 | Chivas USA | L 0-1 | 18,476 | 0-5-0 | 10 | 0 | CHV: Minda (31) |
| Sat. | Apr. 21 | Chicago | L 2-3 | 19,255 | 0-6-0 | 10 | 0 | TOR: Lambe (36,40); CHI: Oduro (0:25) Segares (41) Nyarko (58) |
| Sat. | Apr. 28 | at Real Salt Lake | L 2-3 | 17,629 | 0-7-0 | 10 | 0 | TOR: Avila (48) Henry (77); RSL: Beckerman (7) own goal (57) Steele (93+) |
| Sat. | May 5 | D.C. United | L 0-2 | 18,364 | 0-8-0 | 10 | 0 | DC: Pontius (55) Salihi (75) |
| Sat. | May 19 | at D.C. United | L 1-3 | 14,287 | 0-9-0 | 10 | 0 | TOR: Koevermans (71); DC: De Rosario (0:55,43) Salihi (73) |
| Sat. | May 26 | Philadelphia | W 1-0 | 18,227 | 1-9-0 | 10 | 3 | TOR: Koevermans (88) |
| Sat. | June 16 | at Sporting KC | L 0-2 | 20,488 | 1-10-0 | 10 | 3 | KC: Sapong (18) Santos (35) |
| Wed. | June 20 | at Houston | T 3-3 | 21,423 | 1-10-1 | 10 | 4 | TOR: Hall (13) Koevermans (22,45); HOU: Boswell (20) Bruin (73,90) |
| Sat. | June 23 | New England | T 2-2 | 18,877 | 1-10-2 | 10 | 5 | TOR: Koevermans (4) Johnson (42); NE: Brettschneider (71) Tierney (94+) |
| Wed. | June 27 | at Montreal | W 3-0 | 14,412 | 2-10-2 | 10 | 8 | TOR: Frings (52) Johnson (72) Koevermans (78) |
| Sat. | June 30 | New York | T 1-1 | 20,071 | 2-10-3 | 10 | 9 | TOR: Koevermans (6); NY: Solli (4) |
| Wed. | July 4 | at FC Dallas | T 1-1 | 21,508 | 2-10-4 | 10 | 10 | TOR: Koevermans (31); DAL: Loyd (5) |
| Sun. | July 8 | at Philadelphia | L 0-3 | 18,393 | 2-11-4 | 10 | 10 | PHI: Gomez (34) Adu (36) Hoppenot (78) |
| Wed. | July 11 | Vancouver | W 3-2 | 19,821 | 3-11-4 | 10 | 13 | TOR: Silva (68) Frings (72) Dunfield (95+); VAN: Mattocks (50,91+) |
| Sat. | July 14 | at New England | W 1-0 | 12,180 | 4-11-4 | 10 | 16 | TOR: Silva (8) |
| Wed. | July 18 | Colorado | W 2-1 | 18,225 | 5-11-4 | 10 | 19 | TOR: Johnson (51) Wiedeman (67); COL: Casey (23) |
| Sat. | July 28 | Houston | L 0-2 | 19,652 | 5-12-4 | 10 | 19 | HOU: Carr (45) Ching (86) |
| Sat. | Aug. 4 | at Chicago | L 1-2 | 15,757 | 5-13-4 | 10 | 19 | TOR: Johnson (16); CHI: Pappa (64) Berry (84) |
| Wed. | Aug. 15 | Portland | T 2-2 | 18,773 | 5-13-5 | 10 | 20 | TOR: Hassli (57) Silva (63); POR: Zizzo (21) Nagbe (82) |
| Sat. | Aug. 18 | Sporting KC | L 0-1 | 18,151 | 5-14-5 | 10 | 20 | KC: Kamara (83) |
| Wed. | Aug. 22 | at Columbus | L 1-2 | 10,049 | 5-15-5 | 10 | 20 | TOR: Silva (71); CLB: Gaven (4) Higuain (58) |
| Sat. | Aug. 25 | at Houston | T 1-1 | 19,320 | 5-15-6 | 10 | 21 | TOR: Dunfield (85); HOU: Bruin (21) |
| Sat. | Sept. 1 | at Sporting KC | L 1-2 | 18,481 | 5-16-6 | 10 | 21 | TOR: Johnson (44); KC: Nagamura (60) Rosell (87) |
| Wed. | Sept. 12 | Chicago | L 1-2 | 14,623 | 5-17-6 | 10 | 21 | TOR: Hassli (79); CHI: Fernandez (13) Rolfe (42) |
| Sat. | Sept. 15 | Philadelphia | T 1-1 | 15,669 | 5-17-7 | 10 | 22 | TOR: Hassli (58); PHI: Williams (85) |
| Sat. | Sept. 22 | at Los Angeles | L 2-4 | 27,000 | 5-18-7 | 10 | 22 | TOR: Dunfield (38) Silva (86); LA: Juninho (11,33) Keane (36,92+) |
| Sat. | Sept. 29 | at New York | L 1-4 | 25,017 | 5-19-7 | 10 | 22 | TOR: Johnson (6); NY: Holgersson (13) Cooper (27,88) Henry (93+) |
| Sat. | Oct. 6 | D.C. United | L 0-1 | 15,281 | 5-20-7 | 10 | 22 | DC: Salihi (88) |
| Sat. | Oct. 20 | Montreal | T 0-0 | 16,151 | 5-20-8 | 10 | 23 | |
| Sun. | Oct. 28 | at Columbus | L 1-2 | 15,672 | 5-21-8 | 0 | 23 | TOR: Wiedeman (27); CLB: Higuain (17,62) |

## TORONTO FC – GAME-BY-GAME

| # | Player | 1 SEA 1-3 | 2 SJ 0-3 | 3 CLB 0-1 | 4 MTL 1-2 | 5 CHV 0-1 | 6 CHI 2-3 | 7 RSL 2-3 | 8 DC 0-2 | 9 DC 1-3 | 10 PHI 1-0 | 11 KC 0-2 | 12 HOU 3-3 | 13 NE 2-2 | 14 MTL 3-0 | 15 NY 1-1 | 16 DAL 1-1 | 17 PHI 0-3 | 18 VAN 3-2 | 19 NE 1-0 | 20 COL 2-1 | 21 HOU 0-2 | 22 CHI 1-2 | 23 POR 2-2 | 24 KC 0-1 | 25 CLB 1-2 | 26 HOU 1-1 | 27 KC 1-2 | 28 CHI 1-2 | 29 PHI 1-1 | 30 LA 2-4 | 31 NY 1-4 | 32 DC 0-1 | 33 MTL 0-0 | 34 CLB 1-2 |
|---|---|---|---|---|---|---|---|---|---|---|---|---|---|---|---|---|---|---|---|---|---|---|---|---|---|---|---|---|---|---|---|---|---|---|---|
| 2 | Logan Emory | 90D | | 90D | 65D | | | 14 | | | | | | 23 | 90D | 90D | 90D | 86D | 90D | 90D | 90D | 83D | 79D | | 54 | | 68D | 90D | 56D | 90D | 68D | | 90D | 31D | 4 |
| 3 | Miguel Aceval | 90D | 90D | | | 56D | | 90D | 90D | | | | | | | | | | | | | | | | | | | | | | | | | | |
| 4 | Doneil Henry | | | | 38 | 34 | | 31 | 90D | 90D | 90D | 90D | 90D | 90D | 33 | | | 4 | 61 | 90D | 90D | 83D | 78D | | 36D | | | | | | | | | | 21 |
| 5 | Ashtone Morgan | | 90D | 90D | 90D | 90D | 90M | 76D | 90D | 90D | 90D | 45 | 90D | 90D | 90D | 90D | 90D | 90D | 90D | 90D | 90D | 90D | 90D | 90D | 90D | 90D | 22 | | 45 | | 90M | 90D | | 90D | 90D |
| 6 | Julian de Guzman | | 90M | 84M | 90M | | 32 | 90M | 90M | 90M | 90M | 28 | 81M | 82M | 57M | 10 | 9 | 45 | 60M | | | | | | | | | | | | | | | | |
| 7 | Joao Plata | 33 | 85F | 90M | 52M | 90F | 90F | 22 | 45 | 68F | 63F | | | | | | | | | | | | | | | | | | | | | | | | |
| 8 | Eric Avila | 57F | | 29 | | 19 | 85M | 90F | 90F | 90M | | 62M | 90M | 59M | 72F | 80M | 68M | 45M | 30 | | 59F | | | 59M | | | 31 | | 34 | | 30 | 7 | 4 | 90M | 86M |
| 9 | Ryan Johnson | 90F | 90F | 90M | 90M | 90F | 90F | 90F | 90F | 90F | 90F | 90F | 90F | 90F | 90F | 90F | 90F | 90F | 90F | 90F | 90F | 90F | 90F | | 90F | 90M | 90M | 90M | | 90M | 90F | 90F | 90M | | 69F |
| 11 | Luis Silva | 90M | 90M | 45 | 38 | 71M | 22 | | 45M | | 70M | 28 | | 31 | | 4 | 22 | 25 | 90M | 89M | 90M | 90M | 90M | 90F | 90M | 90F | 90F | 90F | 90M | 90F | 90F | 45F | 86F | 90F | 90M |
| 12 | Adrian Cann | | | | | 90D | 90D | 90D | | 90D | 90D | 45D | | | | | | | | | | | | 90D | | | 1 | | | | | | | 59 | 90D |
| 13 | Keith Makubuya | | | | | | | | | | | | | | | | | | | | | | | 10 | | | | | | | | | | | |
| 14 | Danny Koevermans | 45 | 45 | 90F | 90F | 90F | | | | 45 | 27 | 90F | 89F | 90F | 90F | 86F | 88F | 90F | 90F | 41F | | | | | | | | | | | | | | | |
| 15 | Matt Stinson | | | | | | 68M | | | | | | | | | | | | | 1 | 5 | | | | | | | | 15 | | | | | | |
| 16 | Oscar Cordon | | | | | | | | | | | | | | | | | | | | | | | | | | | | | | | | | | |
| 18 | Nick Soolsma | 90F | 5 | 45M | 72M | | | | | 22 | 20 | | | | 45 | 23 | 2 | | | | | | | | | | | | | | | | | | |
| 18 | Quincy Amarikwa | | | | | | | | | | | | | | | | | | | | | 62F | | 31 | 4 | 19 | 89F | 90F | 75F | 10 | 45 | 90M | 33F | | |
| 19 | Reggie Lambe | | 90F | | 18 | 90M | 90F | 90F | 90F | 90F | 54F | 62M | 9 | 8 | 18 | 67M | 90M | 90M | | 69M | 85M | 90M | 45M | 45M | | | | | 90M | 90M | 22 | 83M | 90M | 90M | 90F |
| 20 | Ty Harden | 45D | 64D | 90D | 90D | | | | | | | | | | | | | | | | | | | 90D | | | | | | | | | | | |
| 21 | Aaron Maund | 66 | 26 | | | | | | | | | | | | | | | | | 21 | | 7 | 12 | 90M | | 5 | 90M | 90M | 90M | 90M | 90M | 90M | 90M | 90M | |
| 22 | Torsten Frings | 24M | | | | | 90D | 90M | 67M | | 90M | 90M | 90M | 67M | 90M | 90M | 90M | 90M | 90M | 90M | 90M | 90M | 90M | 90M | 90M | 71M | | | | | | | | | |
| 23 | Terry Dunfield | 90M | 45M | 61M | 90M | 90M | 58M | 68M | | 45M | | 90M | 90M | 90M | 90M | 90M | 81M | 65M | 90M | 90M | 90M | 90M | 90M | | 90M | 90M | 90M | 90M | | 90M | 90M | 90M | 90M | 90M | 90M |
| 24 | Stefan Frei | | | | | | | | | | | | | | | | | | | | | | | | | | | | | | | | | | |
| 25 | Jeremy Hall | | | | | | | | 23 | 90D | 90D | 90D | 90D | 90D | 45D | 90D | 90D | 90D | 29D | | | 7 | 45 | | | 29 | 90D | 90D | 90D | 90D | 90D | 90D | 90D | 90D | 90D |
| 27 | Richard Eckersley | 90D | 90D | 90D | 52D | 90D | 90D | 59D | 90D | | 36 | 90D | 90D | 90D | 90D | 90D | 90D | 90D | 90D | 90D | 90D | 90D | 90D | 90D | 90D | 90D | 90D | 90D | 90D | 90D | 45D | 90D | 90D | 90D | 90D |
| 29 | Eric Hassli | | | | | | | | | | | | | | | | | | | | | | 61F | 80F | 90F | 90F | | | 90F | 80F | | | | 81F | |
| 30 | Milos Kocic | 90G | 90G | 90G | 90G | 90G | 90G | 90G | 90G | 90G | 90G | 90G | 90G | 90G | 90G | 90G | 90G | 90G | 90G | 90G | 90G | 90G | 90G | 90G | 90G | | | | 90G | 90G | | | 90G | | |
| 31 | Dicoy Williams | | | | | | | | | | | | 1 | | | | | | | | | | | | | 85D | | | | | | | | | |
| 32 | Andrew Wiedeman | | | | | | | | | | | | | | | | | | | 49 | 31 | 28 | 29 | 45 | 86M | 61M | 59M | 90M | 45M | | 60M | 45 | 57 | 9 | 90M |
| 33 | Junior Burgos | | | 6 | | | 5 | | | | | | | | | | | | | | | | | | | | | | | | | | | | |
| 37 | Nicholas Lindsay | | | | | | | | | | | | | | | | | | | | | | | | | | | | | | | | | | |
| 40 | Quillan Roberts | | | | | | | | | | | | | | | | | | | | | | | | | | | | | | | | | | |
| 41 | Freddy Hall | | | | | | | | | | | | | | | | | | | | | | | | | 90G | 90G | 90G | | | 90G | 90G | | 90G | 90G |
| 48 | Darren O'Dea | | | | | | | | | | | | | | | | | | | | | | | | 90D | 90D | 90D | 90D | 90D | 90D | 90D | 90D | 90D | | |

"00" = minutes played
F/M/D/G = starting position

Played for other teams:
Eric Hassli played 897 minutes for VAN
Andrew Wiedeman played 113 minutes for DAL

## TORONTO FC – GAME-BY-GAME LOG

| | | | | |
|---|---|---|---|---|
| Game #1 | 03/17/2012 | TOR 1 at SEA 3 | L | Johnson 1 (Aceval 1) 62 |
| Game #2 | 03/24/2012 | TOR 0 vs SJ 3 | L | |
| Game #3 | 03/31/2012 | TOR 0 vs CLB 1 | L | |
| Game #4 | 04/07/2012 | TOR 1 at MTL 2 | L | Koevermans 1 (Lambe 1) 88 |
| Game #5 | 04/14/2012 | TOR 0 vs CHV 1 | L | |
| Game #6 | 04/21/2012 | TOR 2 vs CHI 3 | L | Lambe 1 (unassisted) 36; Lambe 2 (Stinson 1, Johnson 1) 40 |
| Game #7 | 04/28/2012 | TOR 2 at RSL 3 | L | Avila 1 (Johnson 2, de Guzman 1) 48; Henry 1 (Aceval 2) 77 |
| Game #8 | 05/05/2012 | TOR 0 vs DC 2 | L | |
| Game #9 | 05/19/2012 | TOR 1 at DC 3 | L | Koevermans 2 (de Guzman 2) 71 |
| Game #10 | 05/26/2012 | TOR 1 vs PHI 0 | W | Koevermans 3 (Soolsma 1) 88 |
| Game #11 | 06/16/2012 | TOR 0 at KC 2 | L | |
| Game #12 | 06/20/2012 | TOR 3 at HOU 3 | T | Hall 1 (unassisted) 13; Koevermans 4 (Avila 1, Johnson 3) 22; Koevermans 5 (de Guzman 3) 45 |
| Game #13 | 06/23/2012 | TOR 2 vs NE 2 | T | Koevermans 6 (Morgan 1, Eckersley 1) 4; Johnson 2 (Koevermans 1, Morgan 2) 42 |
| Game #14 | 06/27/2012 | TOR 3 at MTL 0 | W | Frings 1 (free kick) 52; Johnson 3 (Soolsma 2) 72; Koevermans 7 (Morgan 3, Johnson 4) 78 |
| Game #15 | 06/30/2012 | TOR 1 vs NY 1 | T | Koevermans 8 (Frings 1) 6 |
| Game #16 | 07/04/2012 | TOR 1 at DAL 1 | T | Koevermans 9 (Avila 2) 31 |
| Game #17 | 07/08/2012 | TOR 0 at PHI 3 | L | |
| Game #18 | 07/11/2012 | TOR 3 vs VAN 2 | W | Silva 1 (Morgan 4) 68; Frings 2 (unassisted) 72; Dunfield 1 (Frings 2) 95+ |
| Game #19 | 07/14/2012 | TOR 1 at NE 0 | W | Silva 2 (Koevermans 2) 8 |
| Game #20 | 07/18/2012 | TOR 2 vs COL 1 | W | Johnson 4 (Silva 1) 51; Wiedeman 1 (Silva 2, Henry 1) 67 |
| Game #21 | 07/28/2012 | TOR 0 vs HOU 2 | L | |
| Game #22 | 08/04/2012 | TOR 1 at CHI 2 | L | Johnson 5 (unassisted) 16 |
| Game #23 | 08/15/2012 | TOR 2 vs POR 2 | T | Hassli 3 (unassisted) 57; Silva 3 (Hassli 4, Morgan 5) 63 |
| Game #24 | 08/18/2012 | TOR 0 vs KC 1 | L | |
| Game #25 | 08/22/2012 | TOR 1 at CLB 2 | L | Silva 4 (Hassli 5, Amarikwa 1) 71 |
| Game #26 | 08/25/2012 | TOR 1 at HOU 1 | T | Dunfield 2 (O'Dea 1) 85 |
| Game #27 | 09/01/2012 | TOR 1 at KC 2 | L | Johnson 6 (Eckersley 2) 44 |
| Game #28 | 09/12/2012 | TOR 1 vs CHI 2 | L | Hassli 4 (Silva 3, Lambe 2) 79 |
| Game #29 | 09/15/2012 | TOR 1 vs PHI 1 | T | Hassli 5 (Silva 4, O'Dea 2) 58 |
| Game #30 | 09/22/2012 | TOR 2 at LA 4 | L | Dunfield 3 (Silva 5) 38; Silva 5 (Avila 3) 86 |
| Game #31 | 09/29/2012 | TOR 1 at NY 4 | L | Johnson 7 (Lambe 3) 6 |
| Game #32 | 10/06/2012 | TOR 0 vs DC 1 | L | |
| Game #33 | 10/20/2012 | TOR 0 vs MTL 0 | T | |
| Game #34 | 10/28/2012 | TOR 1 at CLB 2 | L | Wiedeman 2 (Johnson 5) 27 |

## TORONTO FC –CUP COMPETITIONS – GAME-BY-GAME

| | | CONCACAF CHAMPIONS LEAGUE 11/12 | | | | CANADIAN CHAMPIONSHIP | | | | CONCACAF CHAMPIONS LEAGUE 12/13 | | | |
|---|---|---|---|---|---|---|---|---|---|---|---|---|---|
| # | Player | QF1 | QF2 | SF1 | SF2 | SF1 | SF2 | F1 | F2 | Grp1 | Grp1 | Grp1 | Grp1 |
| | | LA | LA | SANT | SANT | MTL | MTL | VAN | VAN | AGUL | SANT | AGUL | SANT |
| | | 2-2 | 2-1 | 1-1 | 2-6 | 0-0 | 2-0 | 1-1 | 1-0 | 5-1 | 1-3 | 3-0 | 0-1 |
| 2 | Logan Emory | | | | | | | | | 90D | | 90D | |
| 3 | Miguel Aceval | 90D | 90D | 49D | 69D | 90D | | | | | | | |
| 4 | Doneil Henry | | | | 21 | 90D | 90D | 90D | 90D | 76D | | | 8 |
| 5 | Ashtone Morgan | 90M | 90D | 90D | 90D | 90D | 90D | 90D | 90D | 90D | 90D | 90D | 90D |
| 6 | Julian de Guzman | | 63M | 90M | 90M | 90M | 90M | 90M | 57M | | | | |
| 7 | Joao Plata | 58F | 45F | 18 | 65F | | 67F | 80F | 78F | | | | |
| 8 | Eric Avila | | | | | 60F | 57M | 65M | 60M | 90M | | 36 | 90F |
| 9 | Ryan Johnson | 90F | 90M | 90M | 90F | 90M | 90F | 90F | 90F | 72F | 90M | 90F | 88F |
| 11 | Luis Silva | 88M | 27 | | 90M | 30 | | 10 | | | 90F | 54M | 82M |
| 12 | Adrian Cann | | | | | 90D | 90D | 90D | 90D | | | 14 | 90D |
| 13 | Keith Makubuya | | | | | | | | | | | | |
| 14 | Danny Koevermans | 90F | 69F | 90F | | | | 25 | | | | | |
| 15 | Matt Stinson | 1 | | | 31 | | | | | | | | |
| 16 | Oscar Cordon | | | | | | | | | | | | |
| 18 | Nick Soolsma | | 90F | 72F | 90F | | 17 | 19 | 12 | | | | |
| 18 | Quincy Amarikwa | | | | | | | | | 18 | 45 | 90F | |
| 19 | Reggie Lambe | 32 | | 90F | 25 | 73M | 73F | 71F | 84F | 90M | | 81M | 90M |
| 20 | Ty Harden | 90D | 90D | 90D | 90D | | | | | | | | |
| 21 | Aaron Maund | 2 | 21 | 41 | | | | | | 28 | | 90M | 64M |
| 22 | Torsten Frings | 90D | 90M | | | 90M | 90M | | 90M | 62M | 90M | | |
| 23 | Terry Dunfield | 89M | 45 | 90M | 59M | 90M | 33 | 90M | 6 | 90M | 90M | 90M | 90M |
| 24 | Stefan Frei | 90G | | | | | | | | | | | |
| 25 | Jeremy Hall | | | | | | 23 | | 90D | 14 | 90D | 90D | 90D |
| 27 | Richard Eckersley | 90D | 90D | 90D | 90D | 27 | 16D | 90D | 30 | 90D | 90D | | 90D |
| 29 | Eric Hassli | | | | | | | | | | 45F | | |
| 30 | Milos Kocic | | 90G | 90G | 90G | 90G | 90G | 90G | 90G | 90G | | | |
| 31 | Dicoy Williams | | | | | | | | | | | 76D | |
| 32 | Andrew Wiedeman | | | | | | | | | 90F | 90M | 9 | 26 |
| 37 | Nicholas Lindsay | | | | | | | | | | | | 2 |
| 41 | Freddy Hall | | | | | | | | | | 90G | 90G | 90G |
| 48 | Darren O'Dea | | | | | | | | | | 90D | | |

CONCACAF CHAMPIONS LEAGUE 11/12

| | | | | |
|---|---|---|---|---|
| QF1 | 03/07/2012 | TOR 2 vs LA 2 | T | Johnson 12; Silva (Frings) 18 |
| QF2 | 03/14/2012 | TOR 2 at LA 1 | W | Johnson (Soolsma) 34; Soolsma (Johnson) 67 |
| SF1 | 03/28/2012 | TOR 1 vs SANTOS 1 | T | Aceval 37 |
| SF2 | 04/04/2012 | TOR 2 at SANTOS 6 | L | Plata 15; Plata (Soolsma) 43 |

CANADIAN CHAMPIONSHIP

| | | | | |
|---|---|---|---|---|
| SF1 | 05/02/2012 | TOR 0 at MTL 0 | T | |
| SF2 | 05/09/2012 | TOR 2 vs MTL 0 | W | Lambe 2; Johnson 38 |
| F1 | 05/16/2012 | TOR 1 at VAN 1 | T | Johnson (de Guzman) 66 |
| F2 | 05/23/2012 | TOR 1 vs VAN 0 | W | Lambe (Soolsma) 83 |

CONCACAF CHAMPIONS LEAGUE 12/13

| | | | | |
|---|---|---|---|---|
| Grp1 | 08/01/2012 | TOR 5 vs AGUILA 1 | W | Silva (Frings) 9; Lambe (Silva) 17; Dunfield (Morgan) 40; Lambe (Morgan) 48; Johnson (Silva) 58 |
| Grp1 | 08/28/2012 | TOR 1 vs SANTOS 3 | L | Amarikwa 68 |
| Grp1 | 09/25/2012 | TOR 3 at AGUILA 0 | W | Amarikwa (Johnson) 16; Dunfield (Johnson) 40; Dunfield (Morgan) 86 |
| Grp1 | 10/24/2012 | TOR 0 at SANTOS 1 | L | |